

01 A201 SOUTH ELEVATION - PART 1

SCALE: 1:200

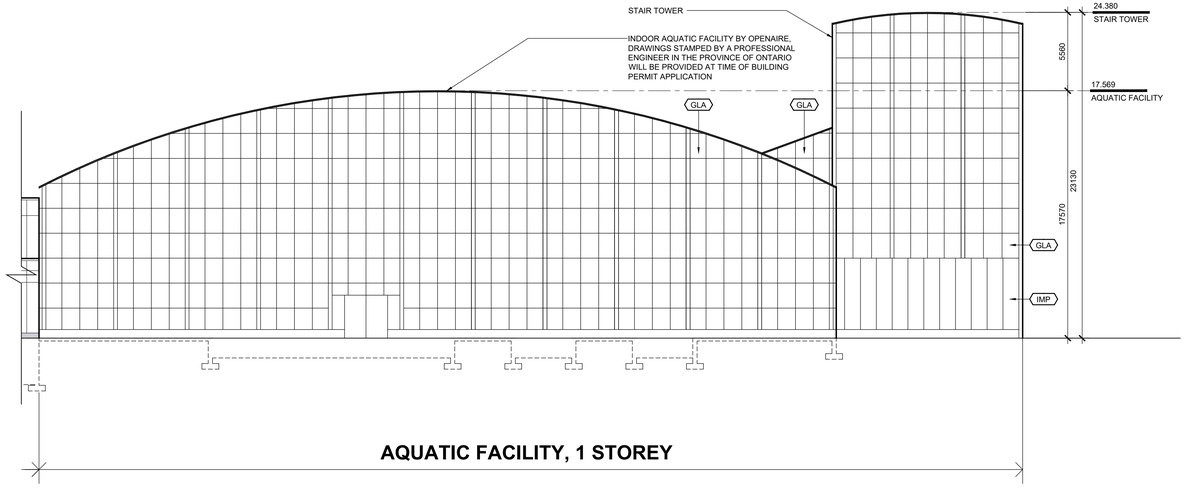

REFER TO 03/A201 FOR MATERIALS LEGEND
WATER SLIDES NOT SHOWN IN ORDER TO ILLUSTRATE BUILDINGS; REFER TO RENDERINGS FOR WATERSLIDES

02 A201 SOUTH ELEVATION - PART 2

SCALE: 1:200



03 A201 MATERIALS LEGEND

SCALE:

MCROBIE
ARCHITECTS + INTERIOR DESIGNERS

North

Revisions

No.	By	Description	Date
6	JT	SITE PLAN APPLICATION	2026-10-02
5	JT	SITE PLAN APPLICATION	2026-07-17
4	JT	ISSUED FOR COORDINATION	2026-07-07
3	JT	ISSUED FOR PRICING	2026-06-26
2	JT	ISSUED FOR REVIEW	2026-06-25
1	JAS	ISSUED FOR REVIEW	2025-06-25

Project

OTTAWA
INDOOR AQUATIC & RECREATION FACILITY

2775 & 2785 PALLADIUM DRIVE

Drawing

SOUTH ELEVATION PART 1 AND PART 2

Scale 1:200

Drawn AB, IEW, JT

Checked JAS

Stamp

ONTARIO ASSOCIATION OF ARCHITECTS
JILL TROWER
LICENCE 5833

Project No. 24-210

Date JUNE 2025

Drawing No. A201

P:\Projects_2024\24-210\3000 Design Documents\3300 Drawings\3351 ACAD\Elevations 2026-10-01.dwg, 2025-10-02

24 X 36 – PLOT ARCH D

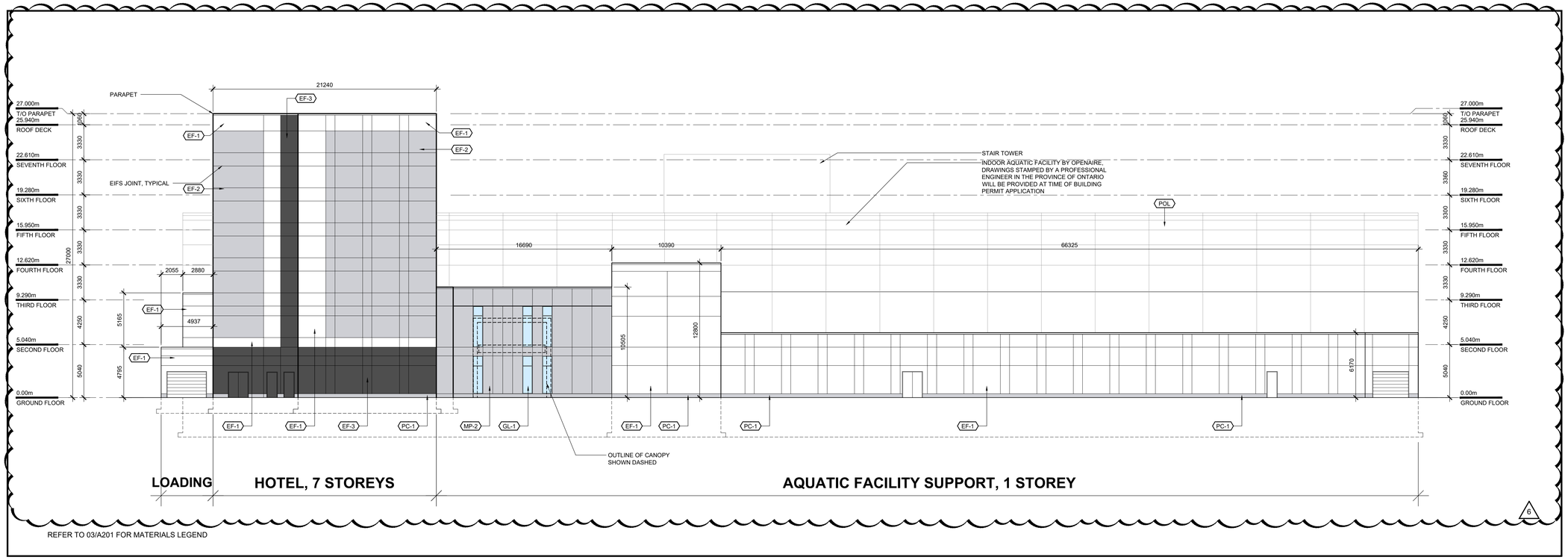

REFER TO 03/A201 FOR MATERIALS LEGEND

01 A202 WEST ELEVATION

SCALE: 1:200

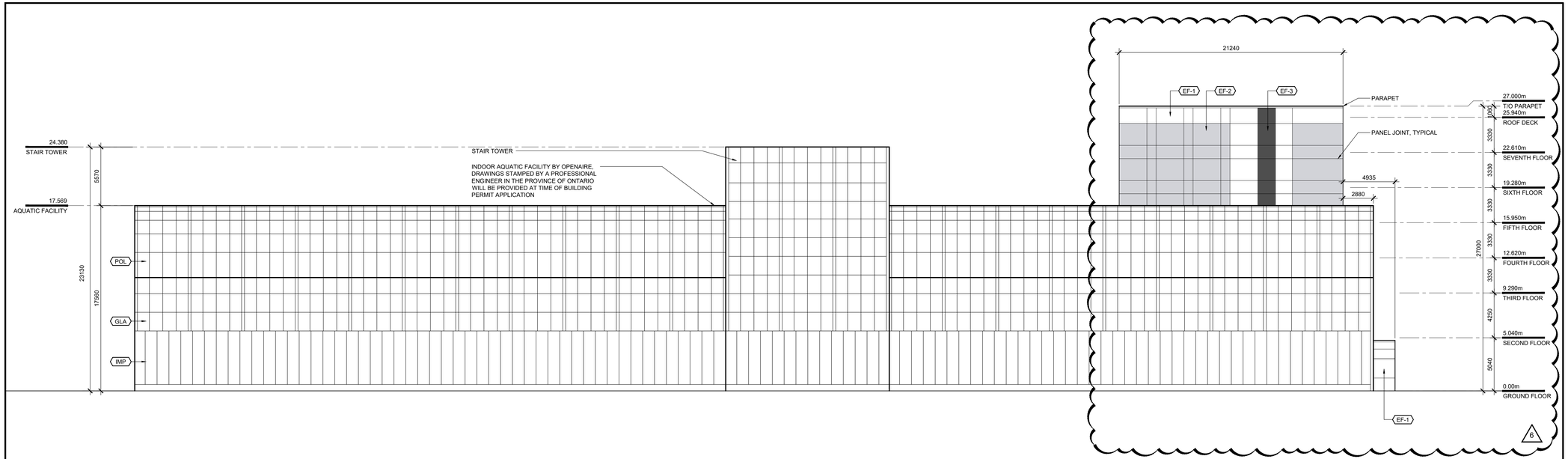

REFER TO 03/A201 FOR MATERIALS LEGEND
WATER SLIDES NOT SHOWN IN ORDER TO ILLUSTRATE BUILDINGS; REFER TO RENDERINGS FOR WATERSLIDES

02 A202 EAST ELEVATION

SCALE: 1:200

P:\Projects_2024\24-210\3000 Design Documents\3300 Drawings\3351 ACAD\Elevations 2026-10-01.dwg, 2026-10-02

24 X 36 – PLOT ARCH D

MCROBIE
ARCHITECTS + INTERIOR DESIGNERS

North

Revisions

No.	By	Description	Date
6	JT	SITE PLAN APPLICATION	2026-10-02
5	JT	SITE PLAN APPLICATION	2026-07-17
4	JT	ISSUED FOR COORDINATION	2026-07-07
3	JT	ISSUED FOR PRICING	2026-06-26
2	JT	ISSUED FOR REVIEW	2026-06-25
1	JAS	ISSUED FOR REVIEW	2025-06-25

Project

OTTAWA
INDOOR AQUATIC &
RECREATION FACILITY

2775 & 2785 PALLADIUM DRIVE

Drawing

WEST ELEVATION
EAST ELEVATION

Scale
1:200

Drawn
AB, IEW, JT

Checked
JAS

Stamp
ONTARIO ASSOCIATION OF ARCHITECTS
JILL TROWER
LICENCE
5833

Project No.
24-210

Drawing No.
A202

Date
JUNE 2025

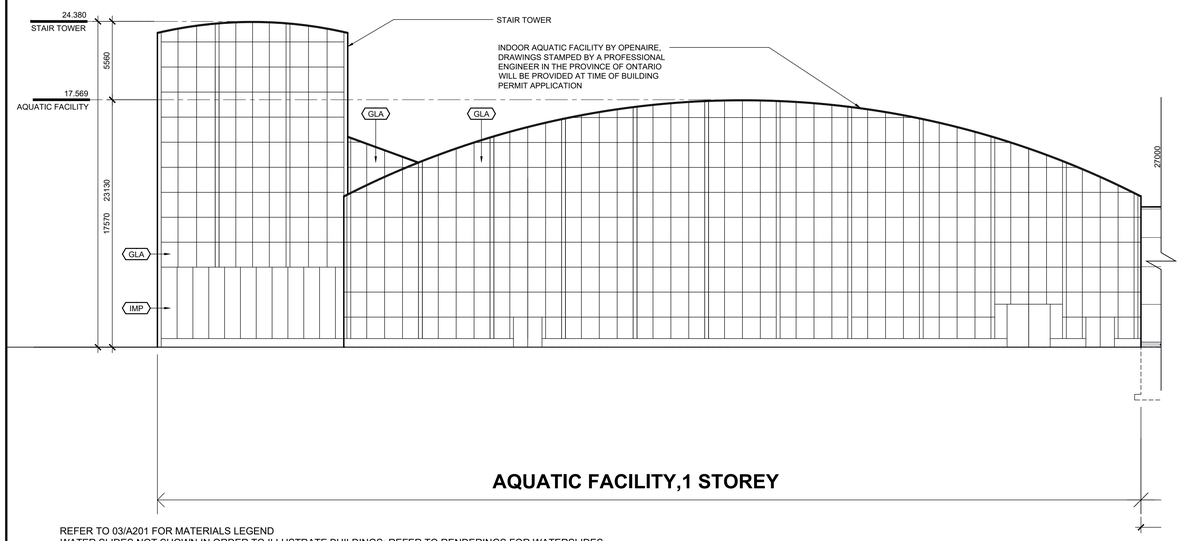

REFER TO 03/A201 FOR MATERIALS LEGEND
WATER SLIDES NOT SHOWN IN ORDER TO ILLUSTRATE BUILDINGS; REFER TO RENDERINGS FOR WATERSLIDES

01 / A203 NORTH ELEVATION - PART 1
SCALE: 1:200

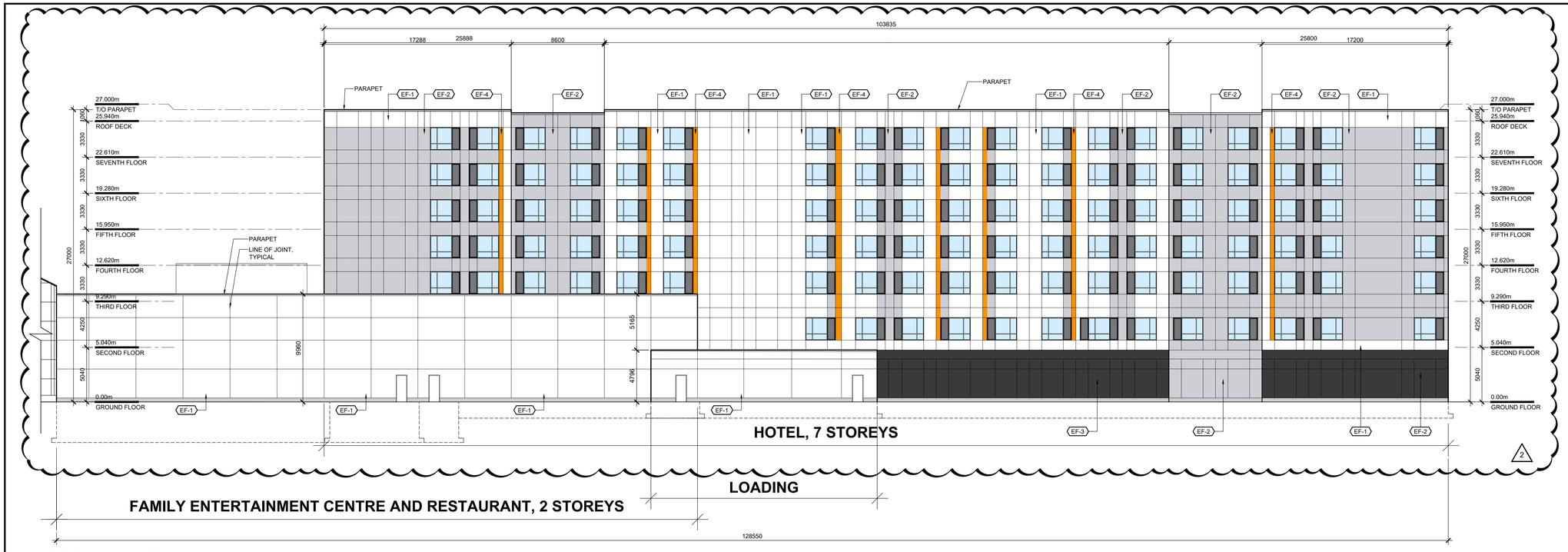

REFER TO 03/A201 FOR MATERIALS LEGEND

02 / A203 NORTH ELEVATION - PART 2
SCALE: 1:200

P:\Projects_2024\24-210\3000 Design Documents\3300 Drawings\3351 ACAD\Elevations 2026-10-01.dwg, 2026-10-02

24 X 36 – PLOT ARCH D

MCROBIE
ARCHITECTS + INTERIOR DESIGNERS

North

Revisions

No.	By	Description	Date
2	JT	SITE PLAN APPLICATION	2026-10-02
1	JT	SITE PLAN APPLICATION	2026-07-17

Project

OTTAWA
INDOOR AQUATIC &
RECREATION FACILITY

2775 & 2785 PALLADIUM DRIVE

Drawing

NORTH ELEVATIONS
PART 1 AND PART 2

Scale
1:200

Drawn
AB

Checked
JAS

Stamp
ONTARIO ASSOCIATION OF ARCHITECTS
JILL TROWER
LICENCE
5833

Project No.
24-210

Drawing No.
A203

Date
JULY 2026