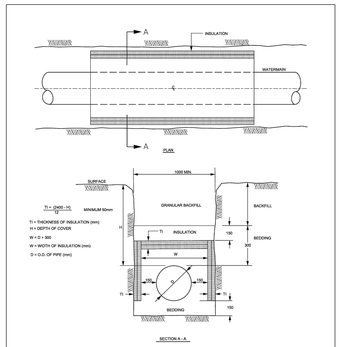

NOTES

FOR 150 – 600mm (NOMINAL DIAMETER) WATERMAINS, WHERE THE DEPTH OF COVER IS LESS THAN 2400mm

1. INCREMENTS OF THICKNESS SHALL BE ADJUSTABLE TO 25mm.
2. IN PROXIMITY OF MAINTENANCE HOLES, CULVERTS, CATCHBASINS, ETC., INSULATION SHALL BE PLACED PER DETAIL W23
3. DEPTH OF COVER LESS THAN 1200mm REQUIRES SPECIAL DESIGN
4. 4 STAGGER JOINTS OF MULTIPLE SHEETS.
5. ALL DIMENSIONS ARE IN MILLIMETRES UNLESS SHOWN OTHERWISE.

Ottawa	THERMAL INSULATION FOR WATERMAINS IN SHALLOW TRENCHES	DATE: MAY 2001 REV. DATE: MARCH 2013 DWG. No.: W22

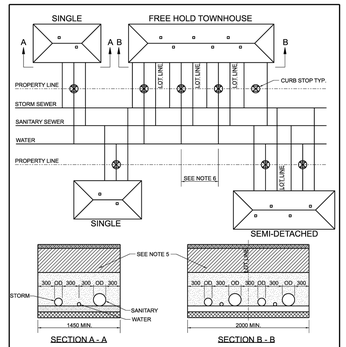

COMMON TRENCH FOR SINGLE HOMES

COMMON TRENCH FOR SEMI-DETACHED AND TOWNHOMES

NOTES:

1. NO HORIZONTAL BENDS IN RIGHT-OF-WAY UNLESS OTHERWISE APPROVED BY THE CITY. MAXIMUM OF TWO 22.5° HORIZONTAL BENDS FOR SANITARY AND STORM SERVICES.
2. MAXIMUM OF ONE COUPLING ON A SANITARY OR STORM SERVICE. COUPLING IS TO BE LOCATED WITHIN 1 METER OF THE PROPERTY LINE.
3. 1% MINIMUM SANITARY AND STORM SERVICE GRADIENT WITH 2% PREFERRED.
4. SANITARY SERVICE TO BE CONNECTED TO THE SEWER MAIN VIA A SERVICE LATERAL WHEN LOOKING AT THE STRUCTURE FROM THE STREET, SERVICE SIZES IN CONFORMANCE WITH S11.
5. SEE 37 FOR PIPE FOUNDATION, EMBEDMENT AND FINAL BACKFILL REQUIREMENTS.
6. MULTIPLE TAPS WITH SADDLES IN PVC WATERMAIN SHALL BE STAGGERED AND MINIMUM 600mm APART.
7. ELEVATION OF SERVICES VARIABLE DEPENDING ON GRADIENT AND/OR DEPTH OF COVER.
8. ALL DIMENSIONS ARE IN MILLIMETRES.

N.T.S.

Ottawa	TYPICAL SINGLE, SEMI-DETACHED AND TOWNHOUSE LOT SERVICING	DATE: MARCH 2011 REV. DATE: MARCH 2022 DWG No.: S11.3

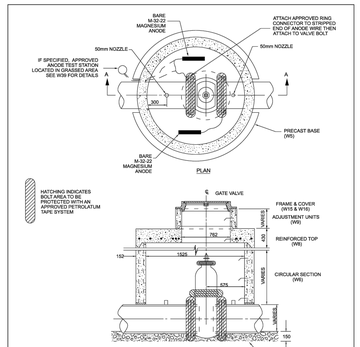

NOTES:

1. CLEARANCE AROUND PIPE AT CHAMBER WALL TO BE 50mm MINIMUM
2. VALVE CHAMBERS IN LIEU OF BOXES ON WATERMAINS SMALLER THAN 300mm ONLY TO BE USED, IF APPROVED BY THE CITY OF OTTAWA LOCATES DEPT.
3. REFER TO MH-18.15 FOR APPROVED MANUFACTURERS
4. ALL MEASUREMENTS ARE IN MILLIMETRES UNLESS OTHERWISE NOTED
5. CATHODIC PROTECTION MEASURES SHALL BE INSTALLED IN ACCORDANCE WITH W39, W40 AND W42
6. TRACER WIRE REQUIRED FOR PVC, PE AND HDPE WATERMAIN PIPE ONLY AS PER W36. TRACER WIRE TO BE CONNECTED TO VALVE BOLT AS PER W55 AND SECURED TO TOP OF CHAMBER

Ottawa	TITLE: DISTRICT METERING AREA CHAMBER	DATE: MAY 2001 REV: JAN 2026 DWG No: W3



OPTION B
TYPICAL PIPE INSULATION DETAIL

NOTES:

1. THE INSULATION MATERIAL SHALL BE EXTRUDED POLYSTYRENE ACCORDING TO MH-18.15 WITH A MINIMUM COMPRESSIVE STRENGTH OF 275 kPa.
2. MINIMUM INSULATION THICKNESS SHALL BE 50mm
3. JOINTS SHALL BE STAGGERED FOR MULTIPLE INSULATION SHEETS
4. ALL DIMENSIONS ARE IN MILLIMETERS UNLESS OTHERWISE NOTED

Ottawa	TITLE: INSULATION FOR SHALLOW SEWERS	DATE: MAY 2001 REV: JULY 2024 DWG No: S35

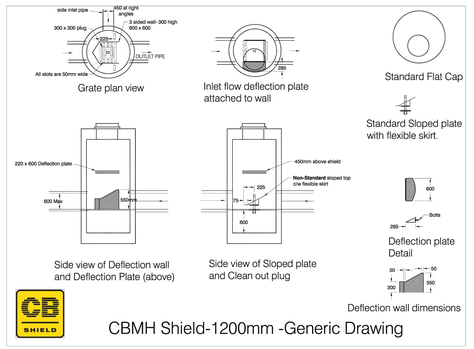

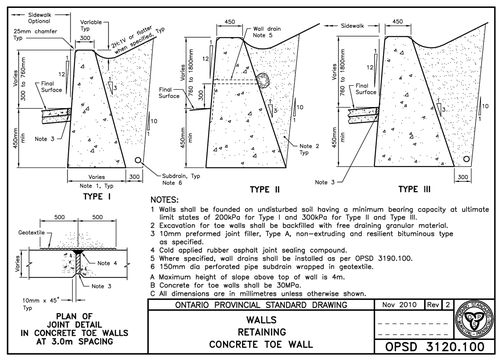

NOTES:

1 Walls shall be founded on undisturbed soil having a minimum bearing capacity at ultimate limit states of 200kPa for Type I and 300kPa for Type II and Type III.
2 Excavation for toe walls shall be backfilled with free draining granular material.
3 10mm preformed joint filler, Type A, non-extruding and resilient bituminous type as specified.
4 Cold applied rubber asphalt joint sealing compound.
5 Where specified, wall drains shall be installed as per OPSD 3190.100.
6 150mm dia perforated pipe subdrain wrapped in geotextile.

A Maximum height of slope above top of wall is 4m.
B Concrete for toe walls shall be 30MPa.
C All dimensions are in millimetres unless otherwise shown.

ONTARIO PROVINCIAL STANDARD DRAWING	Nov 2010	Rev	2
WALLS RETAINING CONCRETE TOE WALL			
	OPSD 3120.100		

Stantec

Stantec Consulting Ltd.
300 - 1331 Clyde Avenue
Ottawa ON
Tel. 613.722.4420
www.stantec.com

Copyright Reserved

The Contractor shall verify and be responsible for all dimensions. DO NOT scale the drawing - any errors or omissions shall be reported to Stantec without delay.
The Copyrights to all designs and drawings are the property of Stantec. Reproduction or use for any purpose other than that authorized by Stantec is forbidden.

Legend

Revision	By	Appd.	YY.MM.DD
2 REVISED SITE PLAN SUBMISSION	AJ	DT	26.11.13
1 ISSUED FOR SITE PLAN CONTROL	AJ	DT	26.07.03
File Name: 160402294-D8	Dwn. AJ	Chkd. AG	Dsgn. AJ 26.04.01 YY.MM.DD

Permit-Seal



Client/Project

MATTAMY HOMES
1000 TAWADINA ROAD

WATERIDGE BLOCK 12

OTTAWA, ON

Title

DETAIL SHEETS

Project No.	Scale	
160402294		
Drawing No.	Sheet	Revision
DS-2	6 of 8	2

PLAN# 19513

D07-12-26-0078

\\ca0215vpfs01\work_group\01-454\active\160402294\design\drawing\160402294_D8.dwg
2026/11/17 1:23:13 PM by: glavoie, katherine

ORIGINAL SHEET - ARCH D