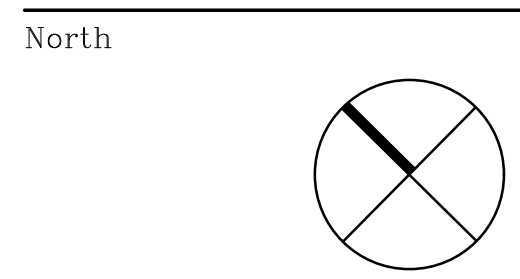


1 **SITE PLAN**
 ES-1 SCALE: 1 : 500

Luminaire Schedule									
Symbol	Qty	Label	Arrangement	Description	Tag	LLF	Luminaire Lumens	Luminaire Watts	Total Watts
◼	6	P1A	Single	VALM-24L-3M-30K8-IS		0.900	15826	141	846
◼	2	P1	Single	VALM-30L-4M-30K8-IS		0.900	19797	179	358
◼	3	P2	Single	VALM-42L-4M-30K8		0.900	34306	261	783
○	28	WM4	Single	WDGE2 LED P3 30K 80CRI T2M		0.900	3061	32.1375	899.85



Revisions

No.	By	Description	Date
01	ERM	ISSUED FOR REVIEW	2025-11-11
02	JW	ISSUED FOR SPA	2026-03-06

Project
NCBP BUILDING E

4055 RUSSEL RD.
 OTTAWA, ON K1G 6Y4

Drawing
**ELECTRICAL
 SITE PLAN**

Scale: 1 : 500

Stamp

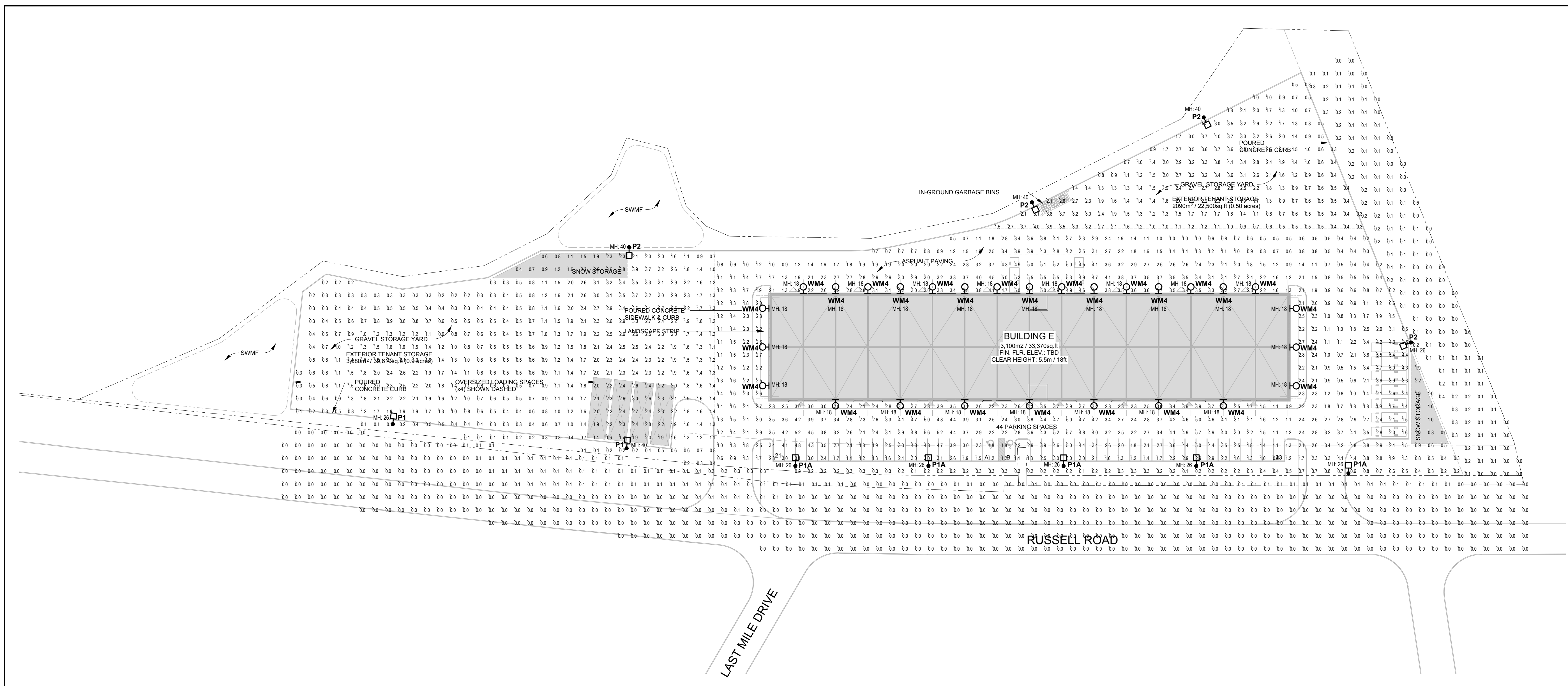
Drawn: JZ

Checked: JW

Project No. 25-000-216

Drawing No. **ES-1**

Date: NOV. 2025

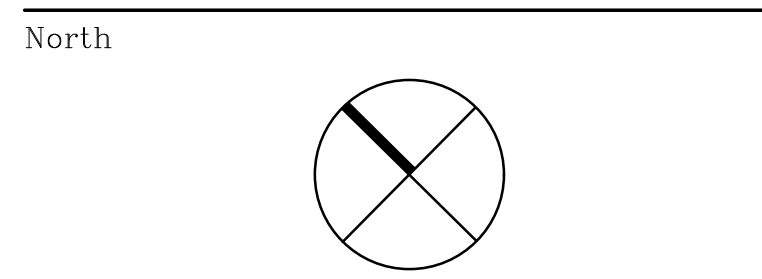


1 SITE PLAN - PHOTOMETRIC
 ESP-1 SCALE: 1 : 500

Luminaire Schedule									
Symbol	Qty	Label	Arrangement	Description	Tag	LLF	Luminaire Lumens	Luminaire Watts	Total Watts
□	6	P1A	Single	VALM-24L-3M-30K8-IS		0.900	15826	141	846
□	2	P1	Single	VALM-30L-4M-30K8-IS		0.900	19797	179	358
□	3	P2	Single	VALM-42L-4M-30K8		0.900	34306	261	783
○	28	WM4	Single	WDGE2 LED P3 30K 80CRI T2M		0.900	3061	32.1375	899.85

Calculation Summary						
Label	CalcType	Units	Avg	Max	Min	Avg/Min
MTO Setback	Illuminance	Fc	0.09	0.4	0.0	N.A.
North Gravel Storage	Illuminance	Fc	1.78	4.1	0.3	5.93
Parking & Driveway	Illuminance	Fc	2.31	5.7	0.1	23.10
Property Line Road	Illuminance	Fc	0.02	0.3	0.0	N.A.
West Gravel Storage	Illuminance	Fc	1.35	3.9	0.1	13.50

GENERAL LIGHTING NOTES:
 1. ALL LIGHT FIXTURES ARE TO BE DARK SKY COMPLIANT AND BIRD FRIENDLY.



Revisions			
No.	By	Description	Date
01	ERM	ISSUED FOR REVIEW	2025-11-11
02	JW	ISSUED FOR SPA	2026-03-06

Project
NCBP BUILDING E

4055 RUSSEL RD.
OTTAWA, ON K1G 6Y4

Drawing
SITE PLAN
- PHOTOMETRIC

Scale: 1 : 500
 Stamp
 Drawn: JZ
 Checked: JW

Project No. 25-000-216
 Drawing No. ESP-1
 Date NOV. 2025