

Urban Design Review Panel Report

New Campus Development for
The Ottawa Hospital
Phase 4: Main Hospital Project
Ottawa, Ontario

March 23, 2026
(Issued for SPC Resubmission)
Prepared by bbb Architects Ottawa Inc.

VERSION NUMBER AND DATE

Version 01, 2026/03/23

TABLE OF CONTENTS

VERSION NUMBER AND DATE 1

1.0 INTRODUCTION 2

2.0 UDRP KEY RECOMMENDATIONS 3

 2.1 Space at the Main Drop-off Area 3

 2.2 Refinement of the Façade Treatment 3

3.0 UDRP RECOMMENDATIONS: SITE DESIGN & PUBLIC REALM 4

 3.1 Landscape Character Areas 4

 3.2 Integration of Indigenous Design 8

 3.3 Water Management Narrative and Green Infrastructure 9

 3.4 Healing Garden Geometry 11

 3.5 Integration of Medicinal Plant Motif 12

 3.6 Restorative Ecological Design Approach 12

4.0 UDRP RECOMMENDATIONS: Sustainability 13

 4.1 Reduced Carbon Impact 13

 4.2 Whole-life Carbon Considerations 13

 4.3 Naturalized landscapes and green infrastructure 13

5.0 UDRP RECOMMENDATIONS: Built Form & Architecture 13

 5.1 Simplification of Architectural Expression and End Façades 13

 5.2 South Façade Refinement 14

 5.3 Connection between Building and Landscape 15

Appendix 1: UDRP Presentation material from March 7, 2025

Appendix 2: UDRP Recommendations as provided by UDRP Coordinator following the meeting

1.0 INTRODUCTION

The following Urban Design Review Panel (UDRP) recommendations were provided following the meeting:

- 900 Carling Avenue (TOH – Ph.4) | Informal Pre-Consultation Review | Site Plan Control | The Ottawa Hospital, bbb architects Ottawa inc.
- Panel Members in Attendance: David Leinster | James Parakh | Nigel Tai | Colin Berman

on March 7th, 2025 from 11:30am – 12:30pm.

Attendance:

Urban Design Review Panel Members:

- David Leinster
- James Parakh
- Nigel Tai
- Colin Berman

City of Ottawa:

- Stream Shen
- Siobhan Kelly
- Randolph Wang
- MacKenzie Kimm

The Ottawa Hospital / Contracting Authority:

- Joanne Read
- Karen Stockton
- Dwight Breault
- Jason-Emery Groen
- Pamela Whyte
- John Moser

Dev Co:

- Tony Cook
- Cian Blake
- Tessa Kampman
- Ritchard Brisbin
- Derek Hardy
- Eric Lees
- David Walker
- Domenic Virdo

Where the recommendations require an update to the design and confirmation that the recommendation has been incorporated, responses and figures have been provided below where required.

2.0 UDRP KEY RECOMMENDATIONS

- The Panel acknowledges the improvements made to the design and appreciates the overall direction of the project.

2.1 Space at the Main Drop-off Area

- The Panel expressed continued concern regarding the amount of space allocated to the main drop-off area.
 - The current pedestrian drop-off and pick-up zone, which is between 3.5 and 5 meters wide, remains on the narrower side given the level of activity expected in this area. The Panel recommends increasing the minimum width to 5 meters to better accommodate pedestrian movement and congregation.

The main drop-off area includes 6 layby parking spaces with adjacent access aisles that are a minimum of 2.44m wide. There is a sidewalk with a space of 2.8m from planter to bollards across the main pedestrian zone for a total width of 5.24m between parking spaces and planters. A distance of 6.3m is provided at the Main Entrance, refer to dimensions in Figure 2.1-1 below from A0-221.

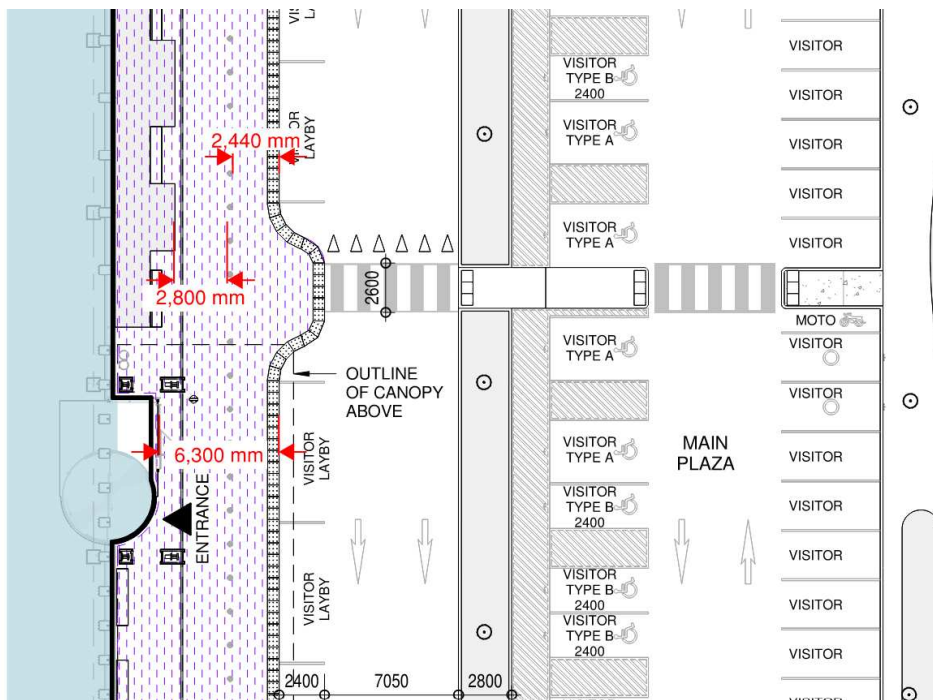


Figure 2.1-1: A0-221 PARKING LOTS ZONES 2A & ZONE 2B ZONE 4 ZONE 5B with dimensions at Main Drop-off Area

2.2 Refinement of the Façade Treatment

- The Panel encourages further refinement of the façade treatment to ensure that it is a respectful, quiet background to the nationally significant Dow's Lake context. Simplifying the facade treatment with less variation is recommended to achieve this effect.

To quiet the building expression and reduce the amount of variation, the final material choices for the façade have reduced the contrast between the solid porcelain panels and the glazing. The porcelain panels have a polished finish that blends with the glazed elements of the façade. These material selections will be further reviewed and refined through a mock-up process that includes tabletop and full-scale mock-ups to finalize material selection and quality of detailing.



Figure 2.2-1: Photograph of Porcelain Panel with polished finish and metallic louvre sample



Figure 2.2-2: Rendering demonstrating reflectivity of porcelain panels and glazing

- The Panel supports the landscape strategies proposed, and emphasizes the importance of sustainability, storm water management, and carbon reduction.

3.0 UDRP RECOMMENDATIONS: SITE DESIGN & PUBLIC REALM

3.1 Landscape Character Areas

- The Panel recommends organizing the landscape into character areas to help rationalize the design moves and enhance the relationship between soft and hardscape elements, as well as improve connectivity throughout the site.

Site analysis was conducted to best understand the variety of environmental and visitor impacts. This site analysis informed the understory planting character of different zones across campus, including the entrance planting, sunny meadows, shaded woodland gardens and screening planting.

There are also four distinct gathering spaces on campus, each with distinct character defined by planting and topography, but with common materials and furnishings creating a cohesive campus identity. The Main Entry Plaza welcomes visitors to the hospital concourse, bringing a human scale to the plaza bordered by the towers and podium. The Overlook provides a space of respite for loved ones, or can act as an open, passive recreation space. Views to the Wooded Ridgeline and beyond to the City of Ottawa are enhanced by the framing grove of evergreen trees and the gentle slope of the landscape. The Dining Terrace offers space outside of the Pavilion for café seating and general gathering, set down from Road A providing some sense of intimacy and protection from the wind. The Healing Garden incorporates Indigenous design principles and medicinal plants, defined by a rustic dry-laid stone wall oriented to the cardinal direction points. Set within a birch forest, and further softened with native plantings as well as traditional medicinal plants, the space offers reflection and connection for visitors.

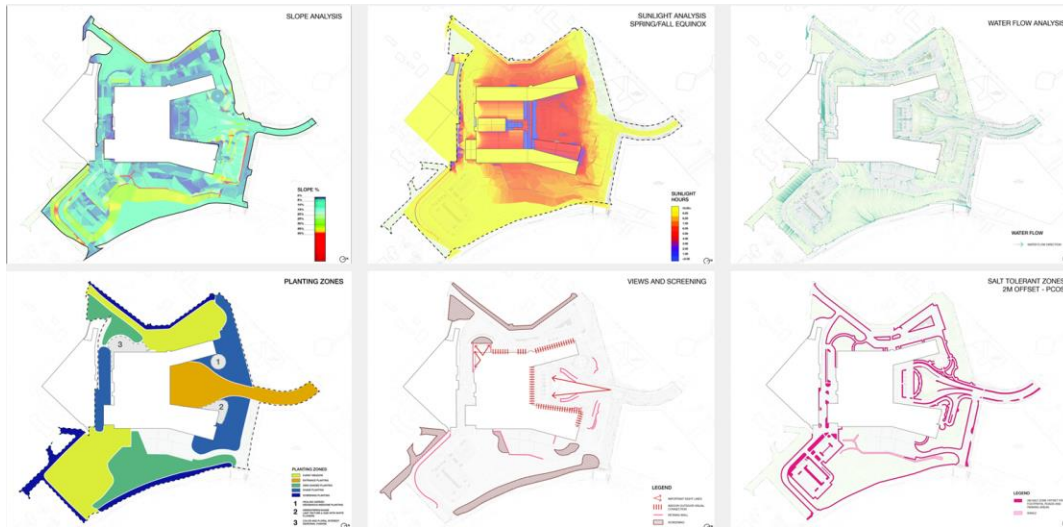


Figure 3.1-1: Site analysis diagrams



Figure 3.1-2: Understory planting zones



Figure 3.1-3: Distinct gathering spaces – Main Entry Plaza



Figure 3.1-4: Distinct gathering spaces – The Overlook



Figure 3.1-5: Distinct gathering spaces – The Dining Terrace



Figure 3.1-6: Distinct gathering spaces – The Healing Garden

3.2 Integration of Indigenous Design

- The Panel appreciates the integration of indigenous design in the overall site plan and involvement of Indigenous community members in the landscape design
 - A suggestion is to explore more opportunities for indigenous design involvement beyond the healing garden to influence the site more comprehensively.

The Ottawa Hospital's Indigenous People's Advisory Circle (The Circle) has been involved in the design of the Main Hospital throughout the design process. The Circle has reviewed the overall planting and landscape design including Healing Garden, Dining Terrace, Overlook and Main Entrance approach. The Circle has also reviewed the signage and wayfinding concept as well as major interior design elements including a primary interior design feature in the Concourse that includes reclaimed wood from the site.

As part of The Circle meetings, another opportunity for Indigenous Involvement was identified in the central light well within the Hospital. The Lightwell at the new campus will be a dedicated space to acknowledge Algonquin peoples and Algonquin land as well as First Nation, Inuit and Métis peoples living in Ottawa and region and the many treaty and non-treaty lands in the TOH service region, which includes Mohawks of Akwesasne and the Baffin region of Nunavut. The space will include an art installation representing the three recognized Indigenous groups (First Nation, Inuit and Métis) as well as living plants, rock, and water. This art installation shall be guided by the Indigenous People's Advisory Circle.



Figure 3.2-1: Images of the Indigenous Art Installation within the Light Well featuring example artwork: The Wisdom of the Universe by Christi Belcourt

3.3 Water Management Narrative and Green Infrastructure

- The Panel recommends exploring opportunities to develop a strong water management narrative, treating rainwater as a resource rather than a waste product. A more ambitious approach to stormwater management and integration across the site is encouraged.
- The Panel encourages the continued integration of green infrastructure elements, ensuring they are interconnected and contribute to a broader ecological and immersive environment.

The 13.8 hectare existing site is primarily a permeable natural drainage shed with topography leading primarily to Dow's Lake. The large proposed Hospital has a building footprint including the Emergency underground garage of 33,977sm. For the large building footprint, the stormwater strategy is to catch and hold the existing site catchment area water volume and release it slowly downstream to Dow's Lake and other catchment zones, creating no increased impact to the adjacent context. There are several strategic and interrelated design strategies in combination with engineered solutions to help match the existing waterflows.

The building footprints are being offset by green roof catchment areas equaling 11,556sm, which will hold rain water in the soil layer for slower release rates and natural water filtration and purification. The permeable site landscape area has strategic natural water infiltration galleries related to proposed parking areas, for slower release rates and natural filtration directly into the groundwater.

The balance of the impermeable area is being captured in a series of holding tanks distributed around the hospital building, which provide measured gravity release rates, and providing all site irrigation requirements. The existing rainwater journey is primarily through groundwater infiltration and gravity moving towards Dow's Lake. The development proposal has matched the existing storm water rate and volume, with a combination of large green roof areas, natural water infiltration galleries, and water storage tanks that control the flow rate, while providing irrigation

needed for the entire site. Overland flow has been achieved around the hospital to protect from major 100-year storm events.



Figure 3.3-1: Existing vs. Proposed site drainage patterns and permeability



Figure 3.3-2: Infiltration areas and stormwater tanks

3.4 Healing Garden Geometry

- The Panel notes that the healing garden is a welcome feature, but its rectilinear layout could be softened to create a more organic and naturally inspired design while maintaining alignment with Indigenous design principles.

The Healing Garden is situated within a paper birch forest, with the understory planting comprised of shrubs, perennials and forbs, softening the strong circular geometry at the edges of the garden.

The circular form of the Healing Garden, defined by rustic dry-laid stone walls, is oriented to the four cardinal points, with the main accessible entry point at the east location. Within the stone walls are a series of gardens planted with a rich mix of native shrubs, grasses, forbs and perennials, including plants with Indigenous medicinal importance. The inner most circle contains natural boulders, which we intend to select from site boulders set aside during excavation, situated to create an area where ceremonial fires may be lit for special occasions.



Figure 3.4-1: The Healing Garden



Figure 3.4-2: The Healing Garden

3.5 Integration of Medicinal Plant Motif

- The Panel suggests the medicinal plant building façade motif also be integrated into the landscape design to ensure a cohesive representation of Indigenous narratives throughout the site.

The façade motif is an architectural expression of nature, bringing forms found in native plants to the building. The landscape design includes many native species, including medicinal plants and the cedars used as inspiration for the architectural motif. As one moves through the landscape of the hospital campus, they will encounter these species living and growing, as well as their form displayed through the façade motif.

3.6 Restorative Ecological Design Approach

- The Panel supports the restorative ecological design approach and suggests further exploration of alternative methodologies for, such as the Miyawaki forest technique, to create a more dynamic and ecologically responsive landscape.

The landscape planting design relies on a strong understory planting to provide habitat, pollinator species, screening at key viewpoints, and the connection of plant communities. The Miyawaki forest technique is quite interesting, but at its core, is skipping several states of a successional landscape and moving immediately to a mature forest. With the concept of the planting design being a successional landscape, growing and healing the land after the disturbance of the hospital construction, we feel the use of species representative of the various stages of succession is important. There is significant ecological benefit to this approach, and allows for a layered planting design which will provide aesthetic and screening benefits as well.

4.0 UDRP RECOMMENDATIONS: SUSTAINABILITY

4.1 Reduced Carbon Impact

- The Panel strongly supports efforts to reduce carbon impacts within the landscape and encourages the use of tools like Pathfinder at this early stage to guide material choices.

The current landscape design for the Ottawa Civic project incorporates Low Impact Development features, and naturalized planting with native and drought-tolerant species to reduce environmental impact and long-term maintenance.

4.2 Whole-life Carbon Considerations

- The Panel suggests incorporating whole-life carbon considerations, particularly given the site's scale and the operational carbon footprint of landscape maintenance to align sustainability goals with long-term operational efficiencies.

The site has been designed with whole-life carbon and operational efficiency in mind. Stormwater management is sized to control the 100-Year plus 20 percent event in accordance with City of Ottawa Sewer Design Guidelines. Low Impact Development features including infiltration galleries, swales, storage tanks, and a superpipe system manage runoff, reduce reliance on municipal infrastructure, and lower long-term maintenance requirements. Roof runoff is captured for reuse in the irrigation system, reducing potable water demand. Landscape planting prioritizes drought-tolerant and native species to minimize irrigation needs and ongoing maintenance, supporting both environmental and operational performance over the building's lifecycle.

4.3 Naturalized landscapes and green infrastructure

- The Panel supports the integration of naturalized landscapes and green infrastructure, emphasizing the prioritization of biodiversity, climate resilience, and ecosystem services to maximize the site's environmental benefits.

Naturalized landscapes and green infrastructure have been integrated to enhance biodiversity, water management, and climate resilience. Infiltration systems throughout the site manage stormwater at its source, reducing flood risk and supporting groundwater recharge. Green roofs include retention and detention features to delay peak flows during high-intensity storm events. Underground stormwater storage reduces pressure on municipal systems. Planting is focused on native and climate-adaptive species to support ecosystem services while reducing maintenance demands. Collectively, these strategies enhance environmental performance, resilience, and the long-term sustainability of the site.

5.0 UDRP RECOMMENDATIONS: BUILT FORM & ARCHITECTURE

5.1 Simplification of Architectural Expression and End Façades

- The Panel recommends that the overall architectural expression be refined and simplified to establish a clear and cohesive identity. The design intent should be to create a background building that does not dominate the

views to and from the nationally significant Dow's Lake. To that end the Panel recommends minimizing excessive pixelation and visual complexity.

- The Panel recommends that the end façades of the patient towers maintain a simple and clear design strategy, ensuring consistency with the rest of the elevation treatments.

The overall architectural expression of the façades has been simplified by the refinement of the material selection as described in 2.2. For the tower ends, the design that was presented to UDRP included a horizontal expression of the Main Entrance framing façades in the centre of the towers. In response to the recommendation to simplify the façades, these tower ends were revised to instead wrap the Inpatient Room Façade expression around the corners. A simple glazed element extends vertically at the tower ends to relate to the expression of the tower hinges and express the circulation and corridors beyond.




Figure 5.1-1: Comparison of the Tower End Façade from 35% Design Development (left) and Revised Façade to address recommendations (right)

5.2 South Façade Refinement

- The Panel recognizes that the south-facing elevation presents a design challenge due to its multiple programmatic requirements, however the variety of façade treatments appears overly complex.
- The Panel recommends simplifying the façade treatment by focusing on one dominant element, such as the canopy, and reducing the number of treatments and creating a quieter expression for the other elements.

For the south façades, the same simplification of tower ends that is demonstrated in 5.1 was included at the south as well. To address the recommendation to focus on dominant elements, the surgical corridor on Level 3 and the Emergency corridor on Level 0 are expressed as strong horizontals within the composition. The cedar medicinal plant motif and custom digital frit have been extended to Level 0 to improve the legibility of the Emergency corridor and

introduce warmth in the pedestrian zone. The remainder of the functional elements on the south, including exit stairs, have been downplayed with simple and minimal detailing and expression.



Figure 5.2-1: Comparison of the South Façade from 35% Design Development (left) and Revised Façade to address recommendations (right)

5.3 Connection between Building and Landscape

- The Panel supports the use of warm materials and colors and the reference to the building materials of the Experimental Farm. Their application should be strategic to enhance the building's relationship with the surrounding landscape context. The Panel recommends further design exploration to strengthen the connection between the building and its landscape.

The warm materials and colours that relate to the Central Experimental Farm (CEF) are strategically applied within the public circulation areas of the building including the pedestrian bridge, pavilion and Main entrance framing façade. This places the warm colouring and detailed patterning where visitors, patients and staff of the hospital will engage with it directly.

To further strengthen the connection between building and landscape, the curbs of the main entrance façade have been raised to allow for planters along the Public Concourse, which provide direct connection to nature in this primary interior space. Furthermore, the light well has been enhanced with planting and artwork as described in 3.2.



Figure 5.3-1: Rendering showing planting at Main Entrance, along interior of Public Concourse

Prepared by:

A handwritten signature in black ink that reads "Tessa Kampman".

Tessa Kampman, Architect
bbb architects Ottawa Inc.
47 Clarence Street, Suite 400
Ottawa, ON K1N 9K1

In collaboration with Entuitive and PWP Landscape Architecture



Appendix 1

UDRP Presentation Material

March 7, 2025



Government of Canada

Gouvernement du Canada



CCN
NCC



MINISTRY OF HEALTH



The Ottawa Hospital

L'Hôpital d'Ottawa

New Campus Development

Main Hospital

City of Ottawa UDRP Presentation

March 7 2025



Urban Design Review Panel (UDRP) Jan 2023

The Ottawa Hospital Phases 3 & 4: Central Utility Plant and Main Hospital Building (930 Carling Avenue and 520 Preston Street)

Summary:

Recommendations related to improving the façade treatment include extending vertical architectural elements over the mechanical floor level to minimize the horizontal band-effect as well as addressing the amount and use of aluminium materiality throughout.

While there is support for the changes to the main entrance and arrival, there is also concern with the loss of pedestrian space and a sense that there should be more work done to establish a sense of 'arrival' in this area.

The Ottawa Hospital
Build Partners Team:





Intuitive



Explain



Regenerative



Welcoming



Connection



Views



Warmth



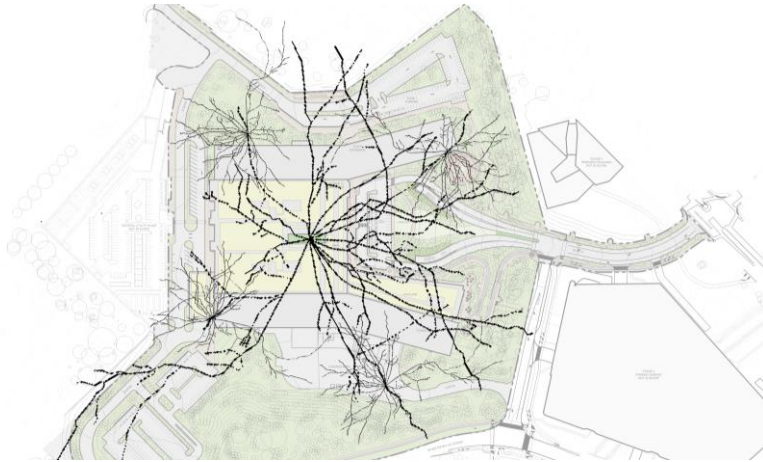
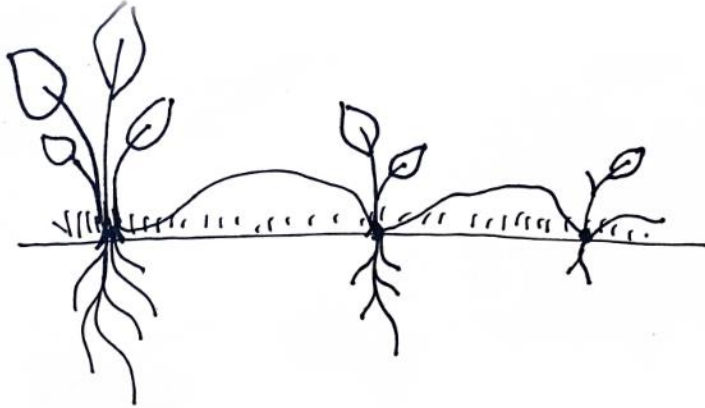
Narrative

Overall Themes



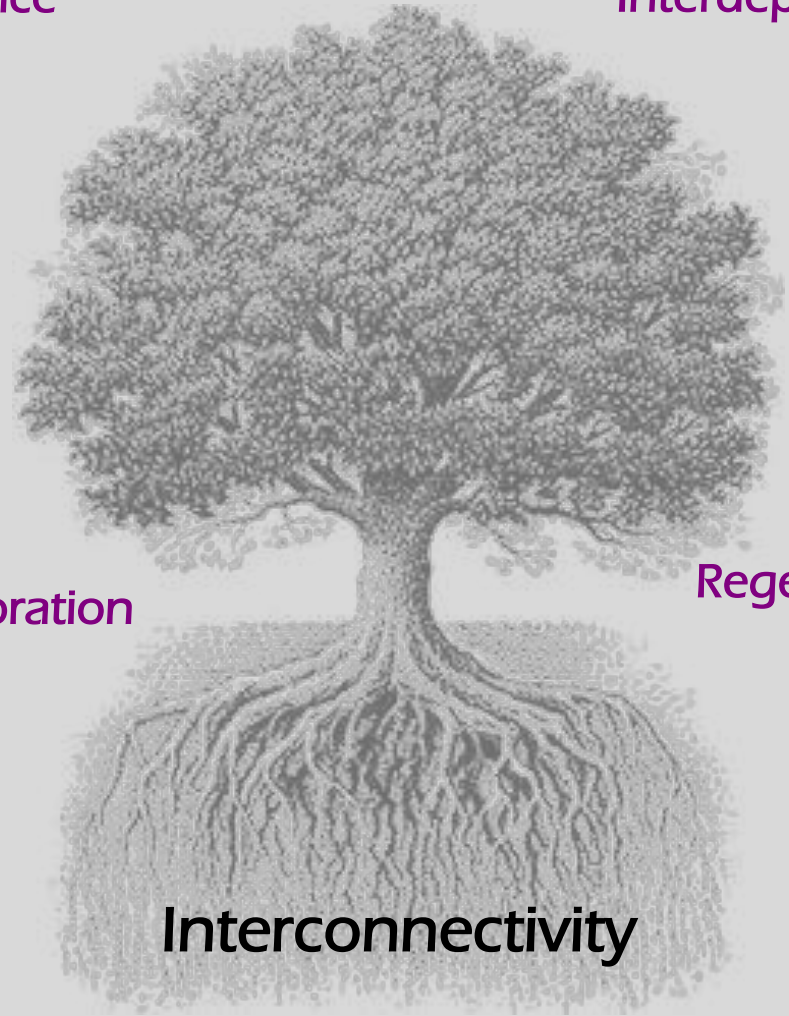
UDRP Jan 2023

- The Panel appreciates the applicant's consultation with the First Nations in establishing the Land and Sky concept in the architecture.



Holistic Design Approach

Care
Balance Interdependence




Collaboration

Regeneration

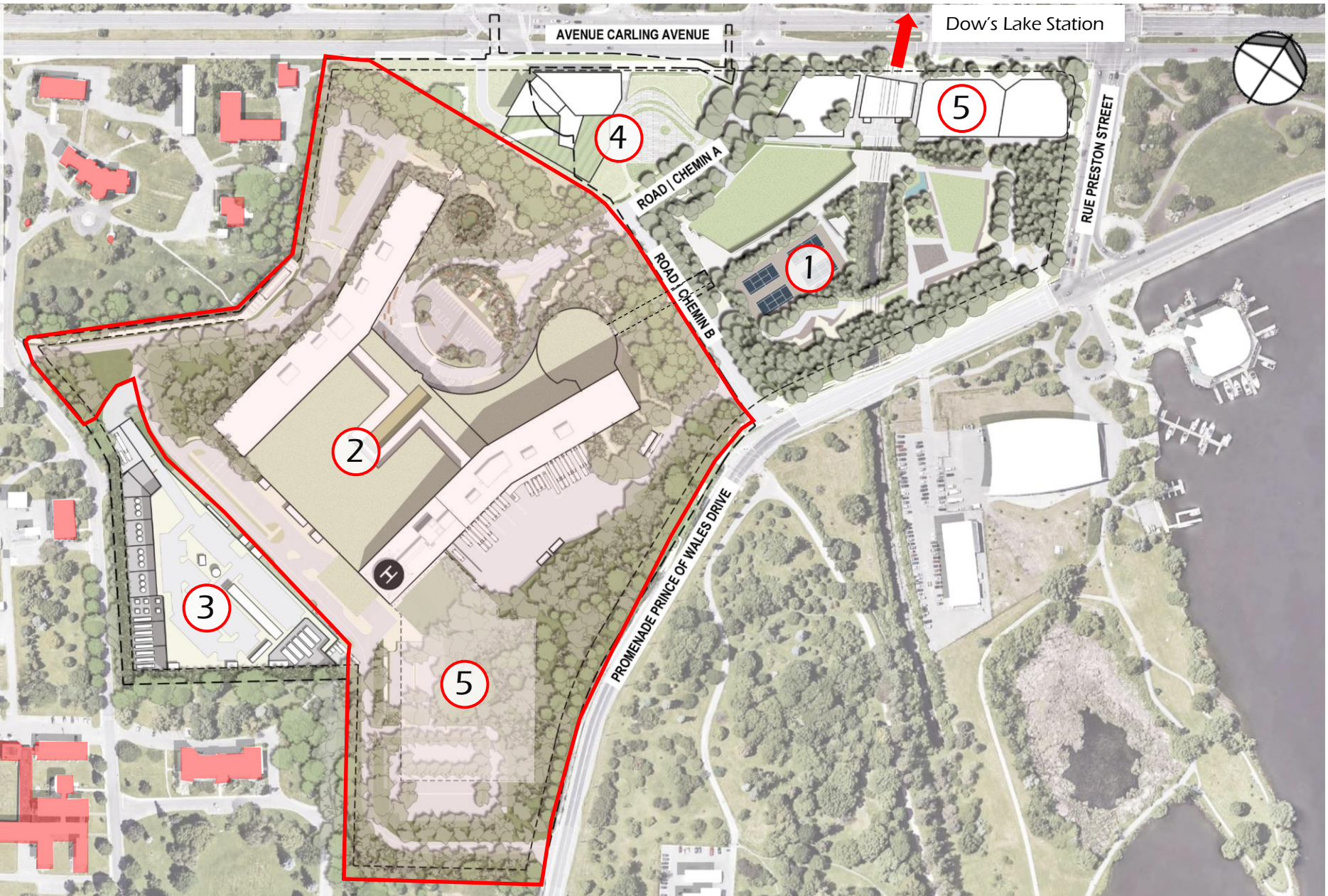
Interconnectivity

Respect

Sustainability

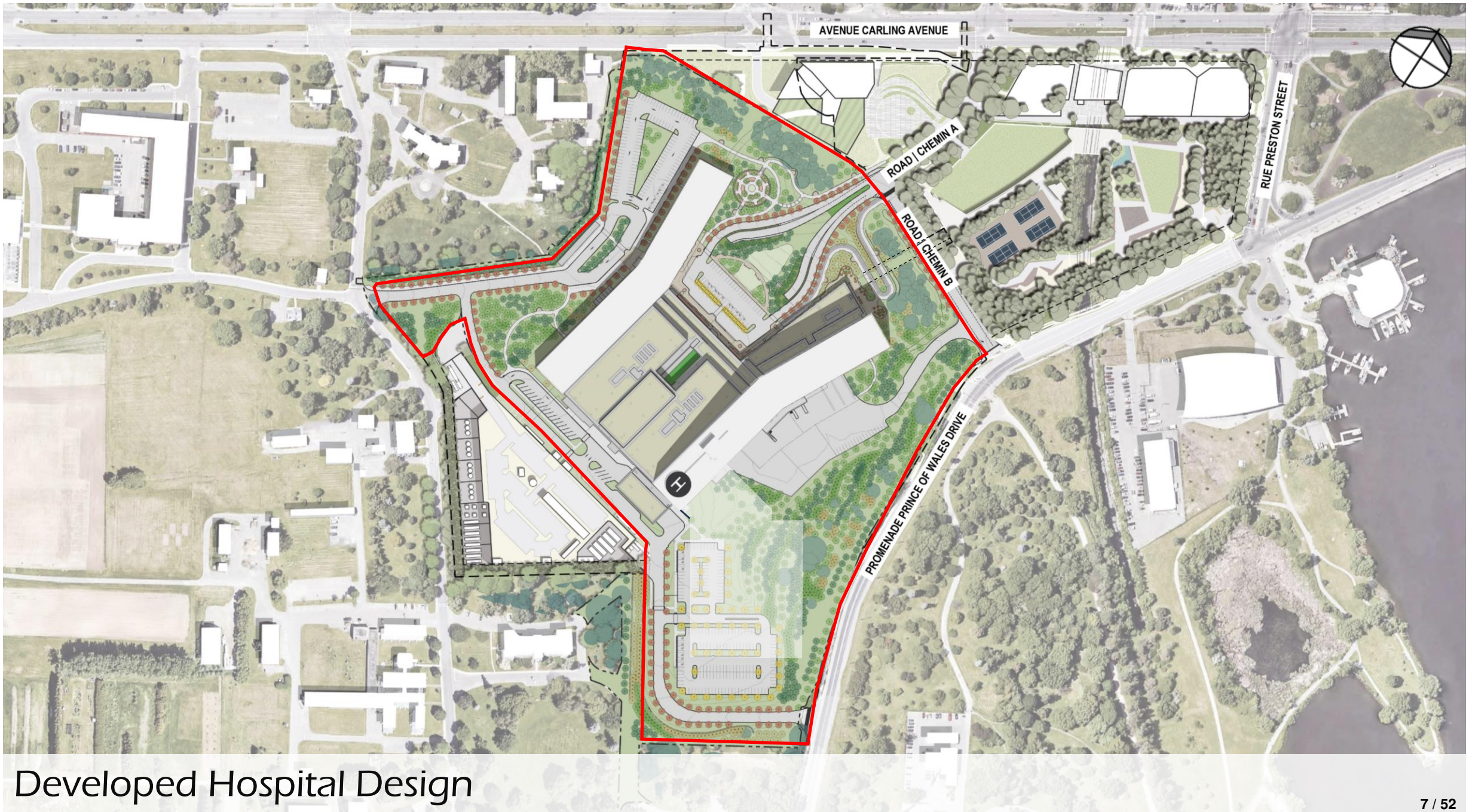


1. Park and Parkade
2. Main Hospital
3. Central Utility Plant
4. Future Research
5. Future Development



Heritage Buildings of CEF

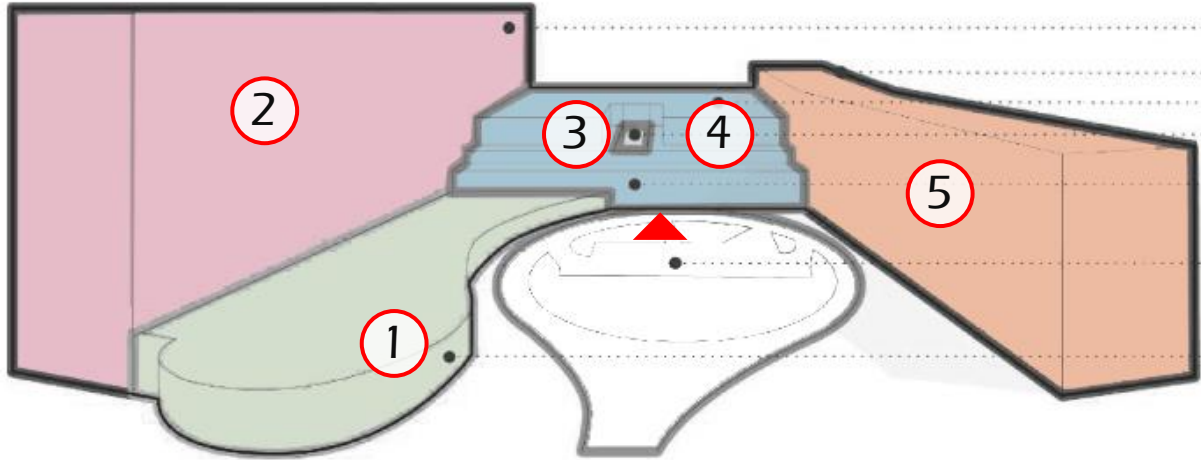
Approved Master Plan



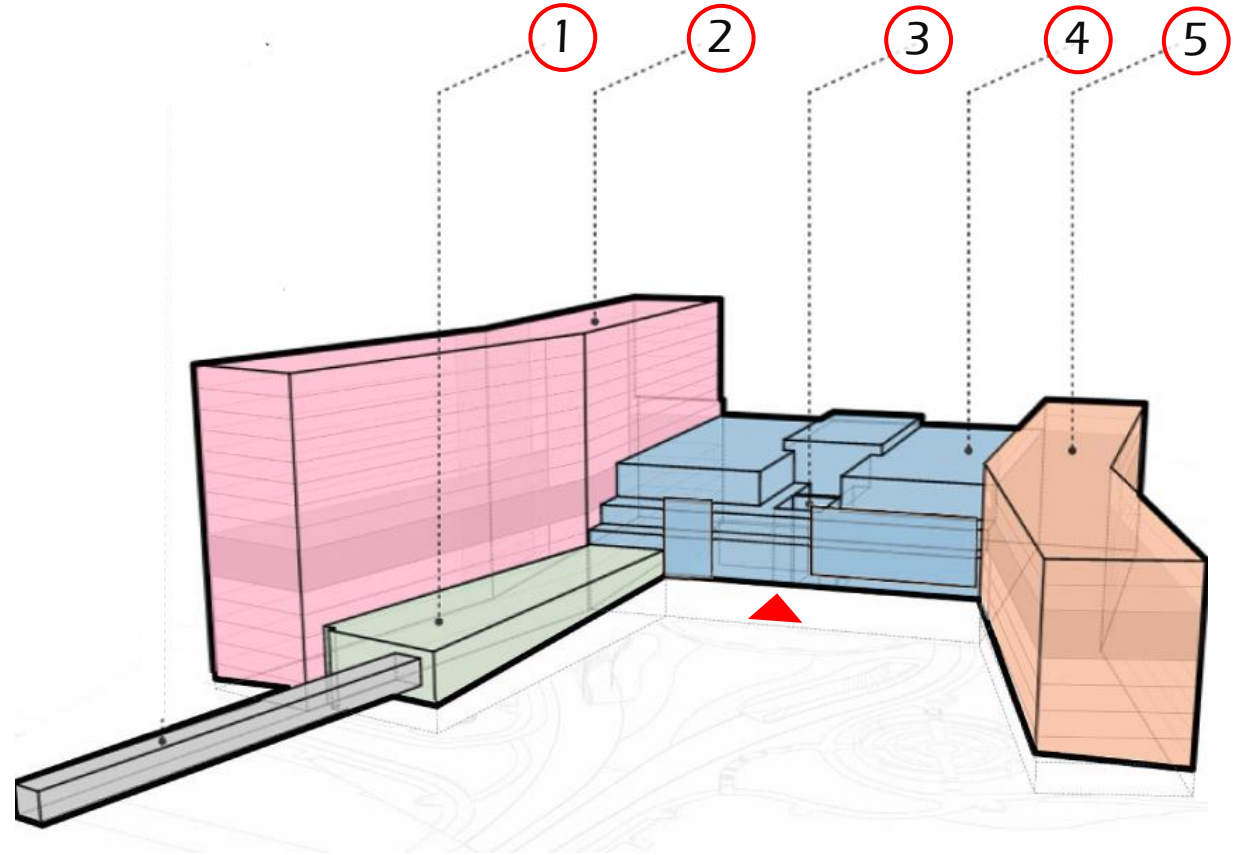
Developed Hospital Design

Indicative Design

- 1. Pavilion
- 2. Tower B
- 3. Light Well
- 4. Podium
- 5. Tower A




Developed Hospital Design

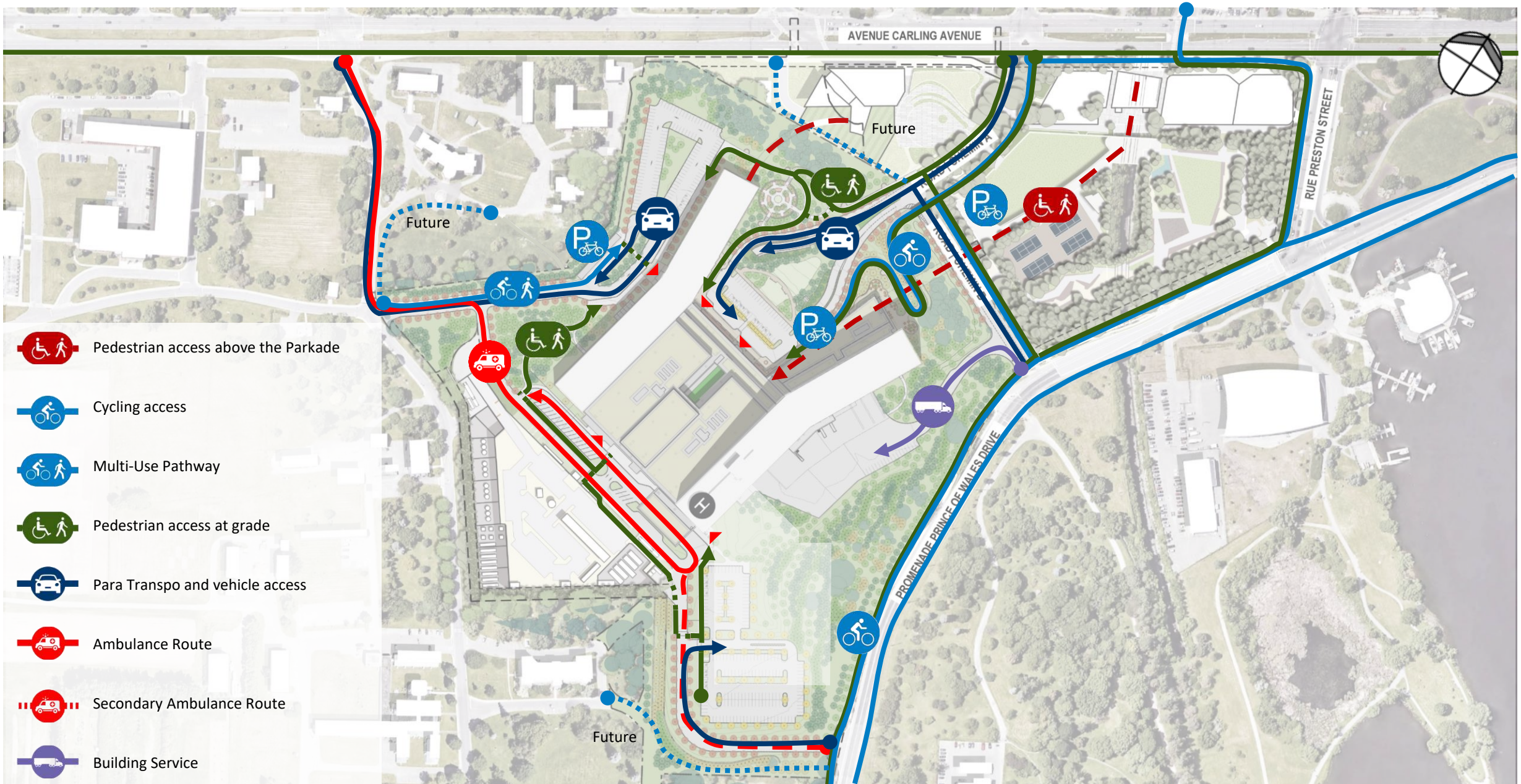






Massing

- 1. Primary Circulation Areas
- 2. Primary Public Areas
- 3. Inpatient Rooms



Façade Organization



-  Pedestrian access above the Parkade
-  Cycling access
-  Multi-Use Pathway
-  Pedestrian access at grade
-  Para Transpo and vehicle access
-  Ambulance Route
-  Secondary Ambulance Route
-  Building Service

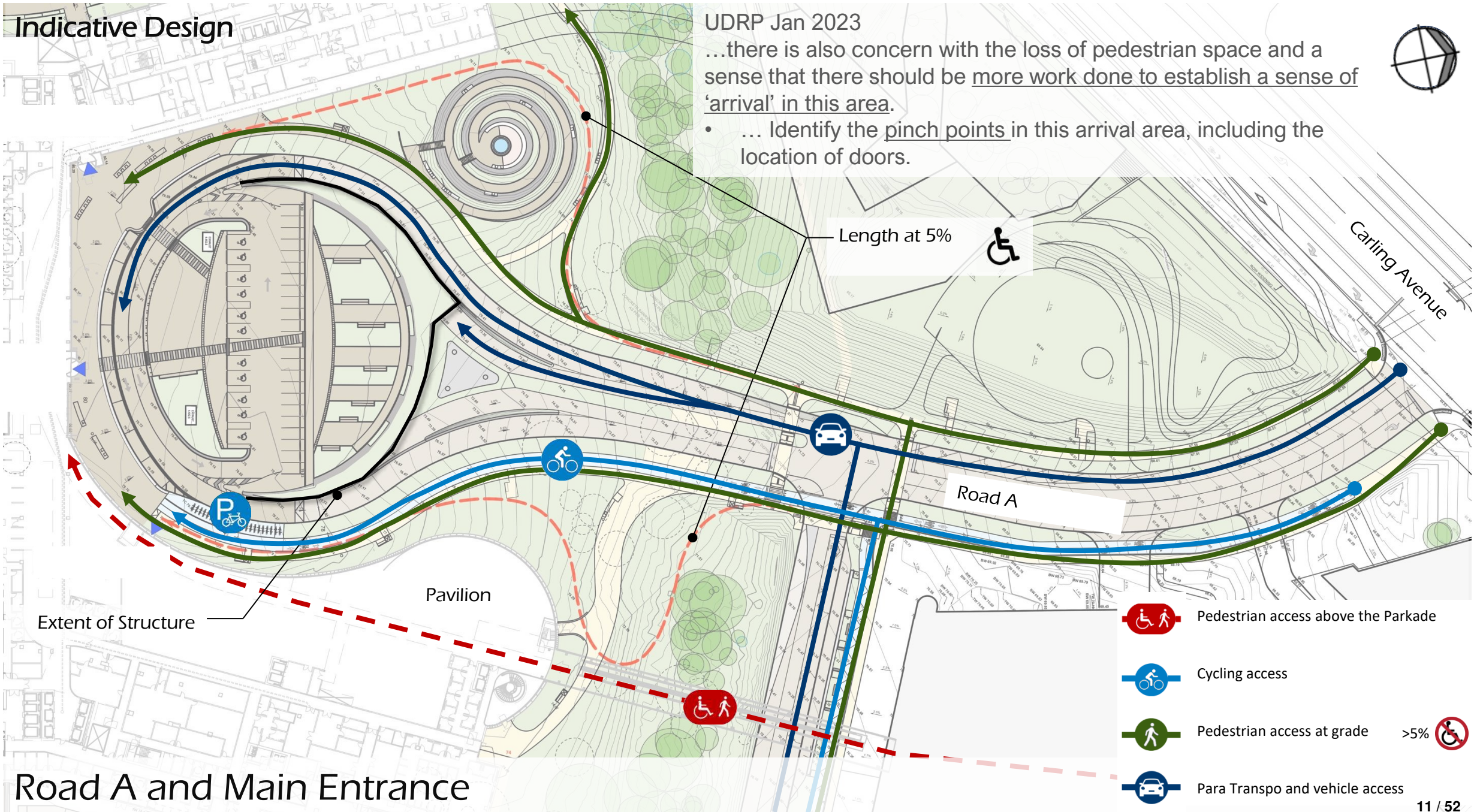
Connectivity Plan

Indicative Design

UDRP Jan 2023

...there is also concern with the loss of pedestrian space and a sense that there should be more work done to establish a sense of 'arrival' in this area.

- ... Identify the pinch points in this arrival area, including the location of doors.



Extent of Structure

Pavilion

Length at 5%



Road A

Carling Avenue

- Pedestrian access above the Parkade
- Cycling access
- Pedestrian access at grade >5%
- Para Transpo and vehicle access

Road A and Main Entrance

Indicative Design



Road A and Main Entrance

Indicative Design

- 1. Lack of visibility to Entrance
- 2. Structure blocking views
- 3. Prominent form of Pavilion



Fall view from Carling Avenue / Vue d'automne l'avenue Carling

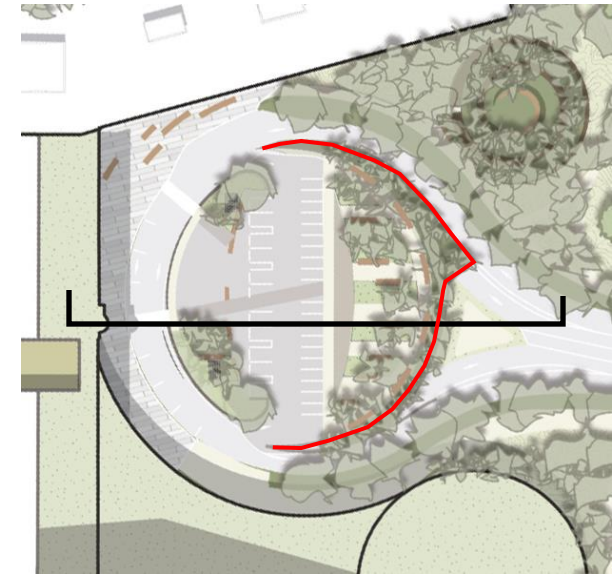

UDRP Jan 2023

- Identify how best to reflect/address the enormous scale of the entire development in the scale of the entryway. Consider how the scale of the arrival area relates to the public realm and the public nature of this arrival space. Identify the pinch points in this arrival area, including the location of doors.

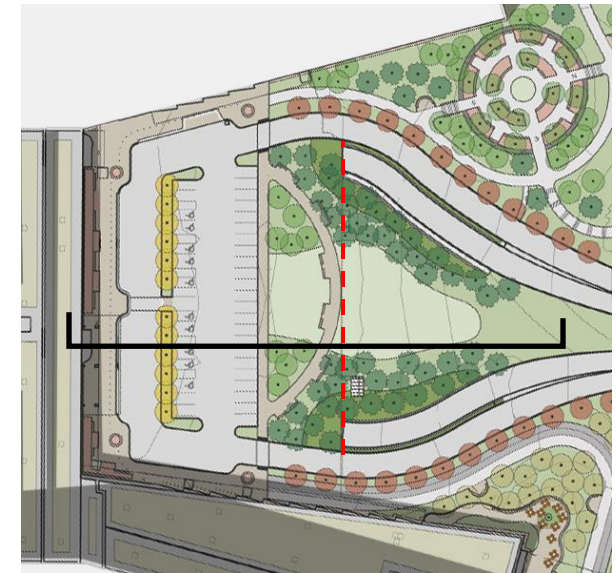


Indicative Design - Main Entrance

Indicative Design

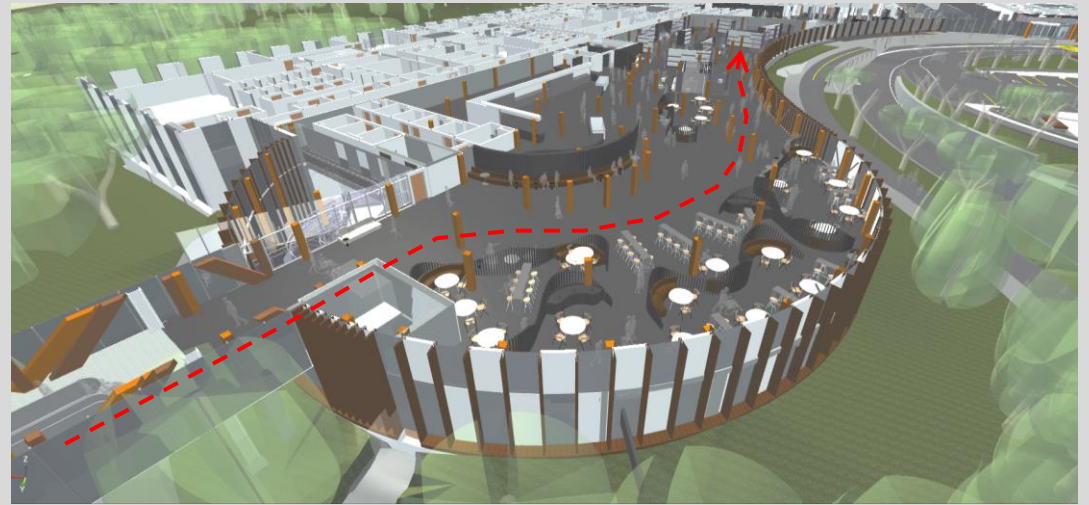
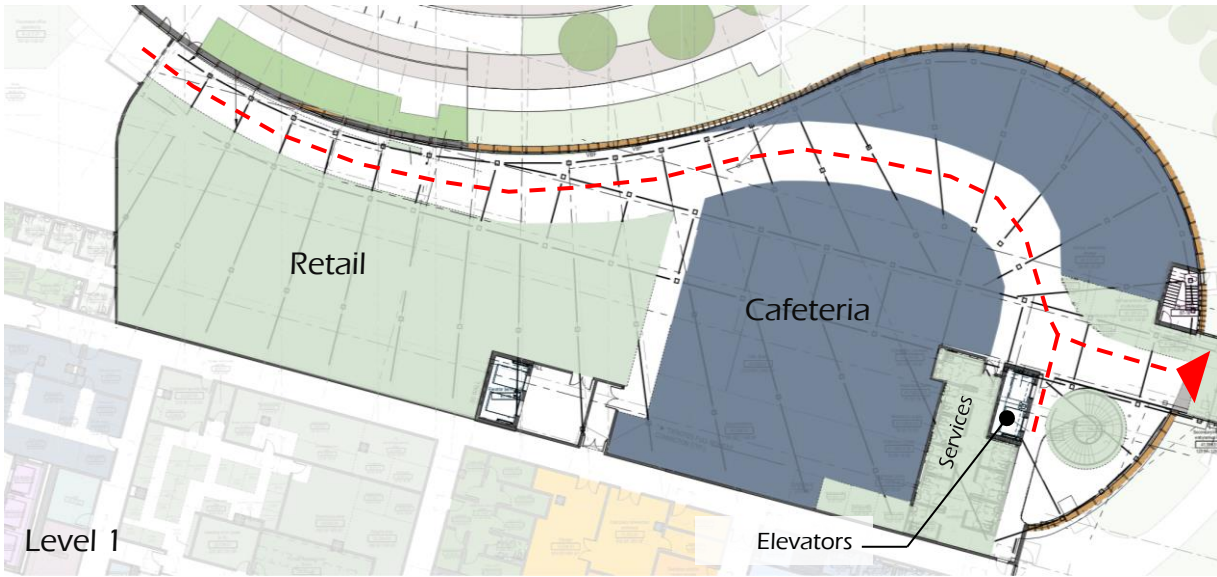
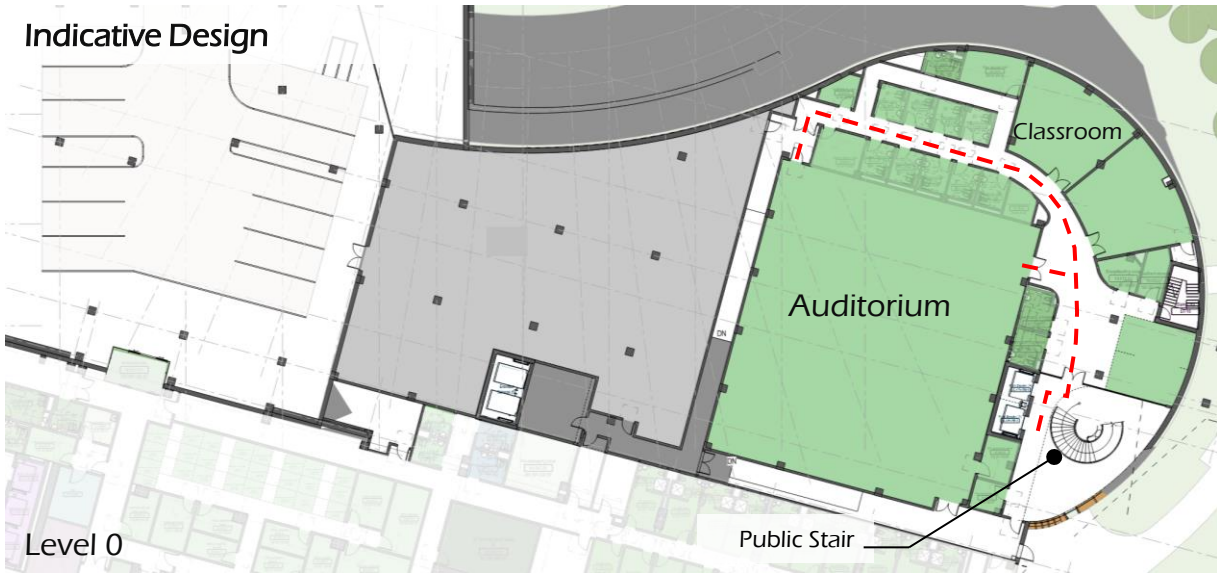


Developed Hospital Design



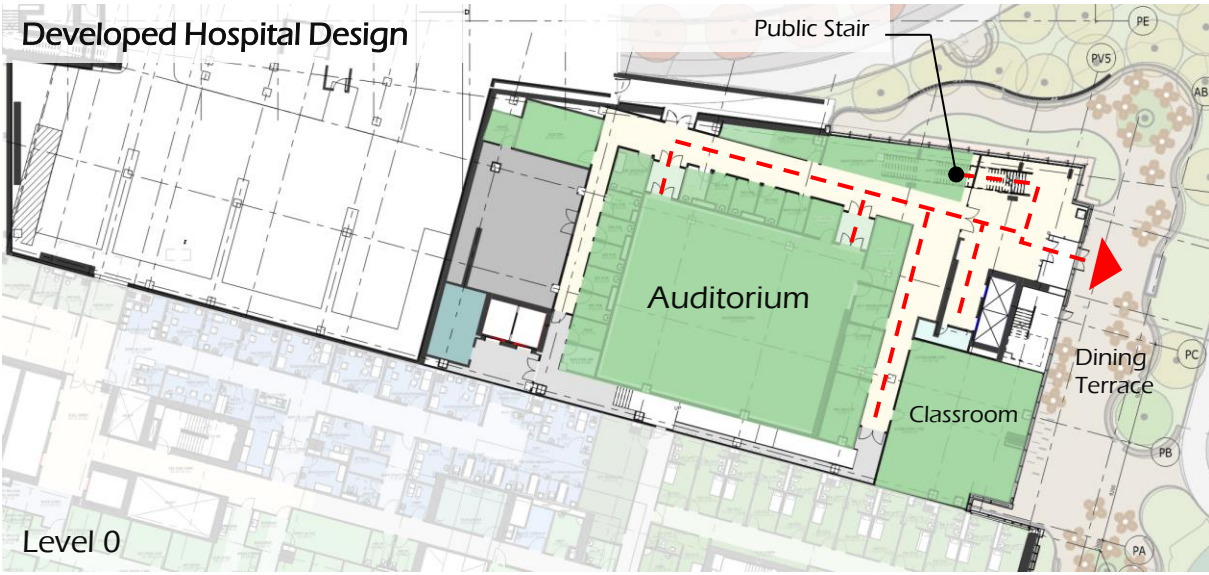
Section through Emergency Garage

Indicative Design

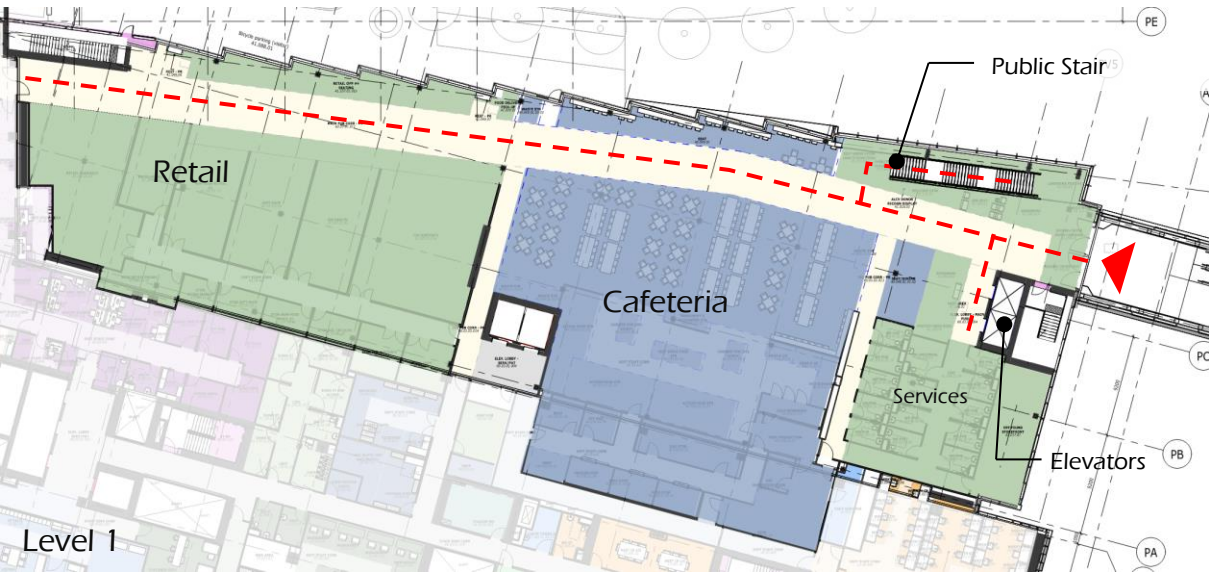


Pavilion Plans

Developed Hospital Design



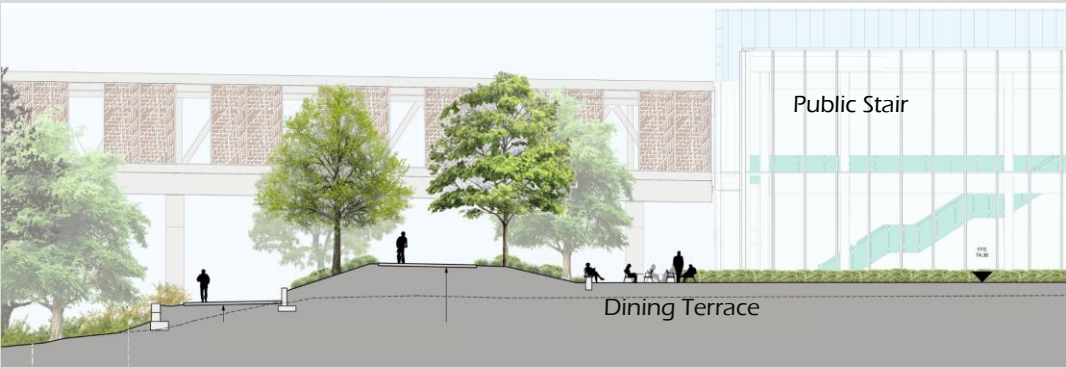
Level 0



Level 1



Dining Terrace

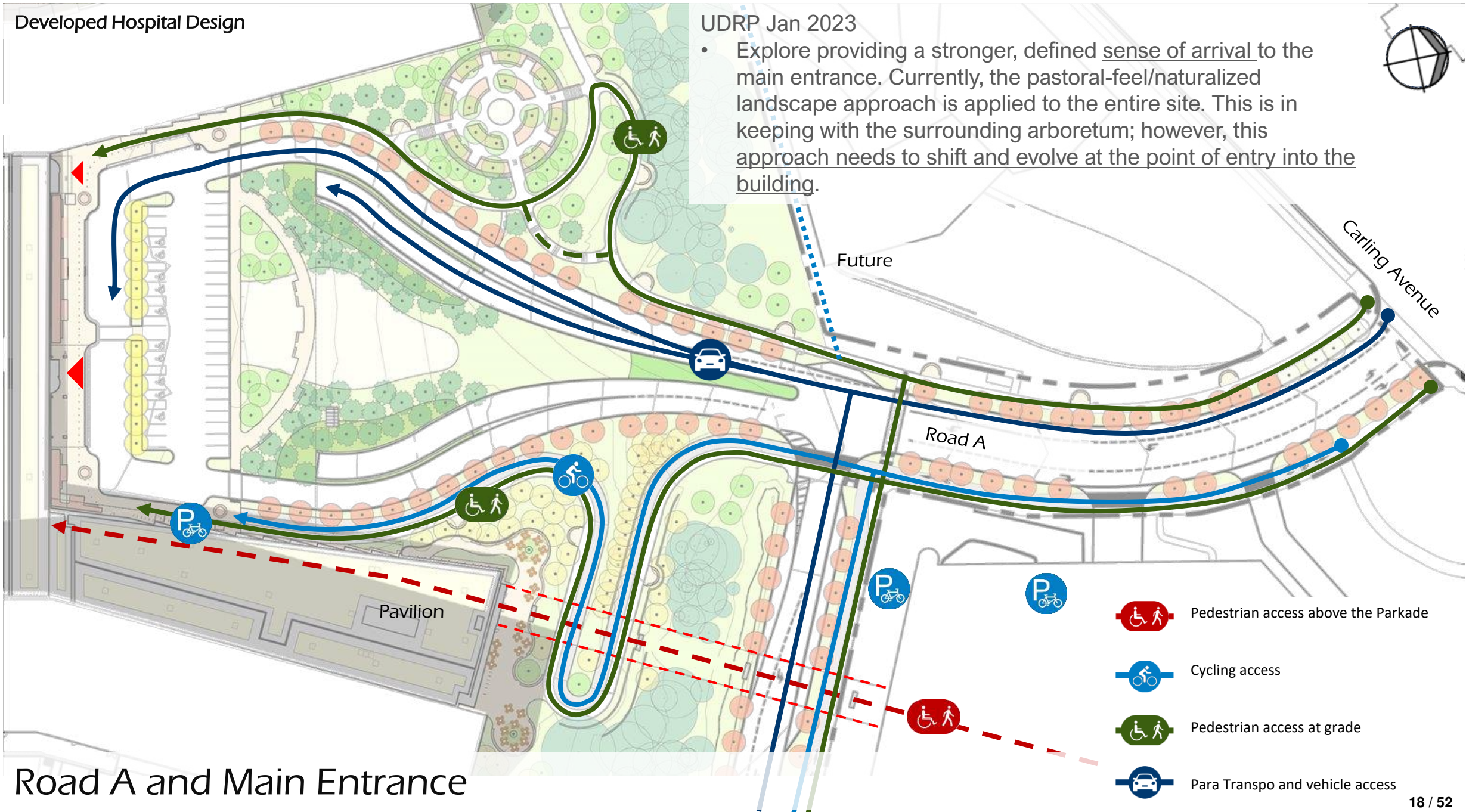


Pavilion Plans

Developed Hospital Design

UDRP Jan 2023

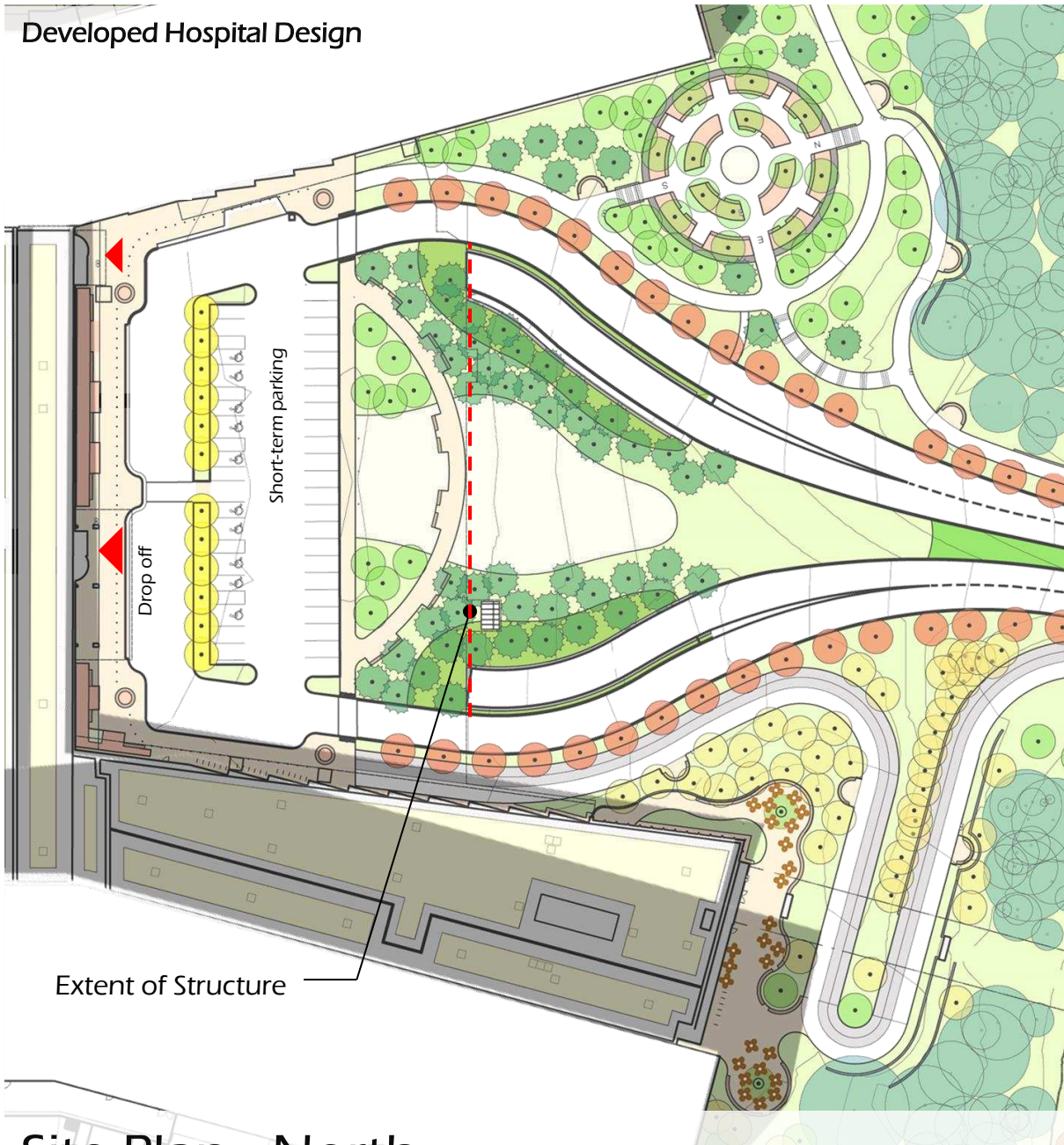
- Explore providing a stronger, defined sense of arrival to the main entrance. Currently, the pastoral-feel/naturalized landscape approach is applied to the entire site. This is in keeping with the surrounding arboretum; however, this approach needs to shift and evolve at the point of entry into the building.



Road A and Main Entrance

- Pedestrian access above the Parkade
- Cycling access
- Pedestrian access at grade
- Para Transpo and vehicle access

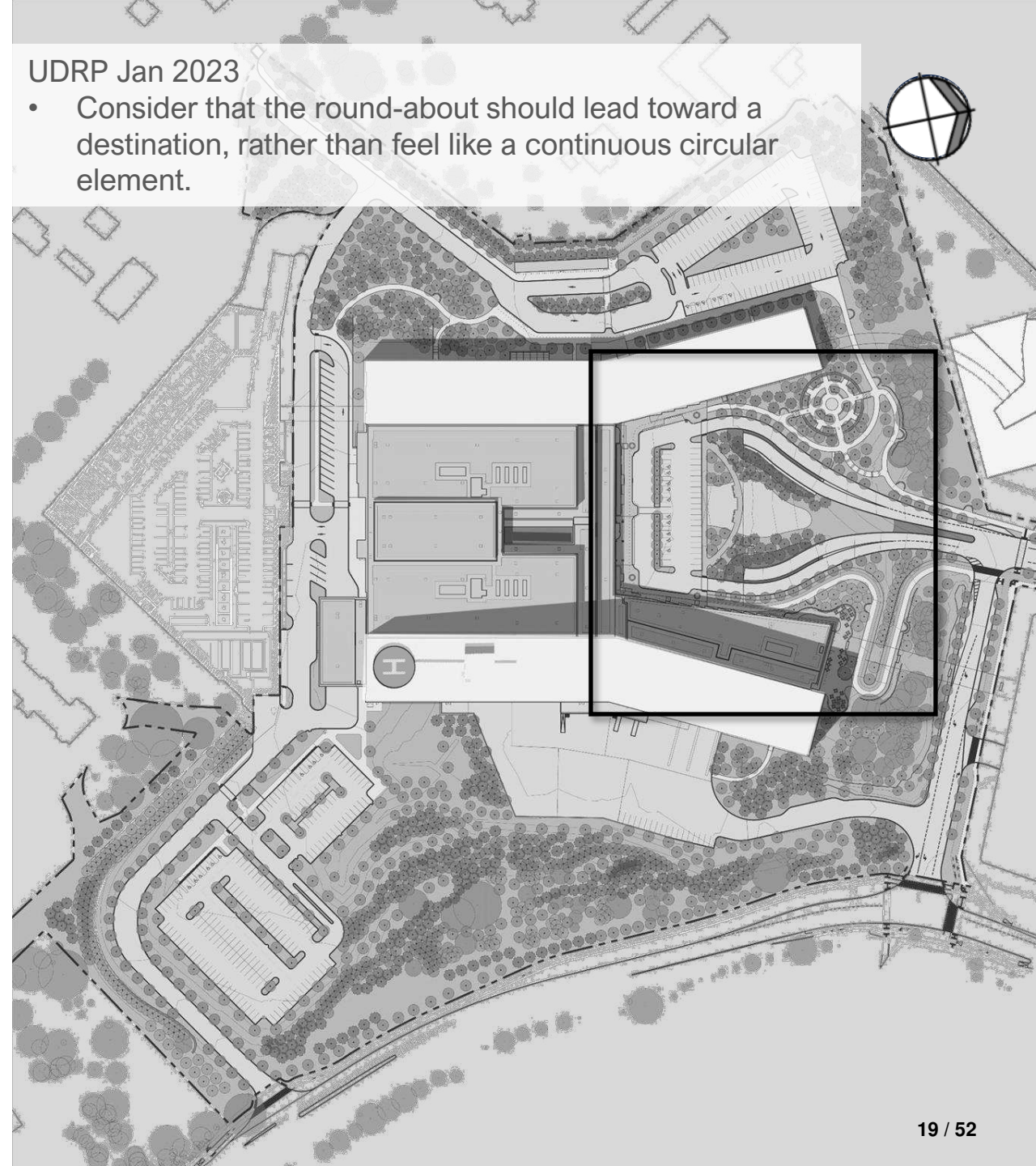
Developed Hospital Design

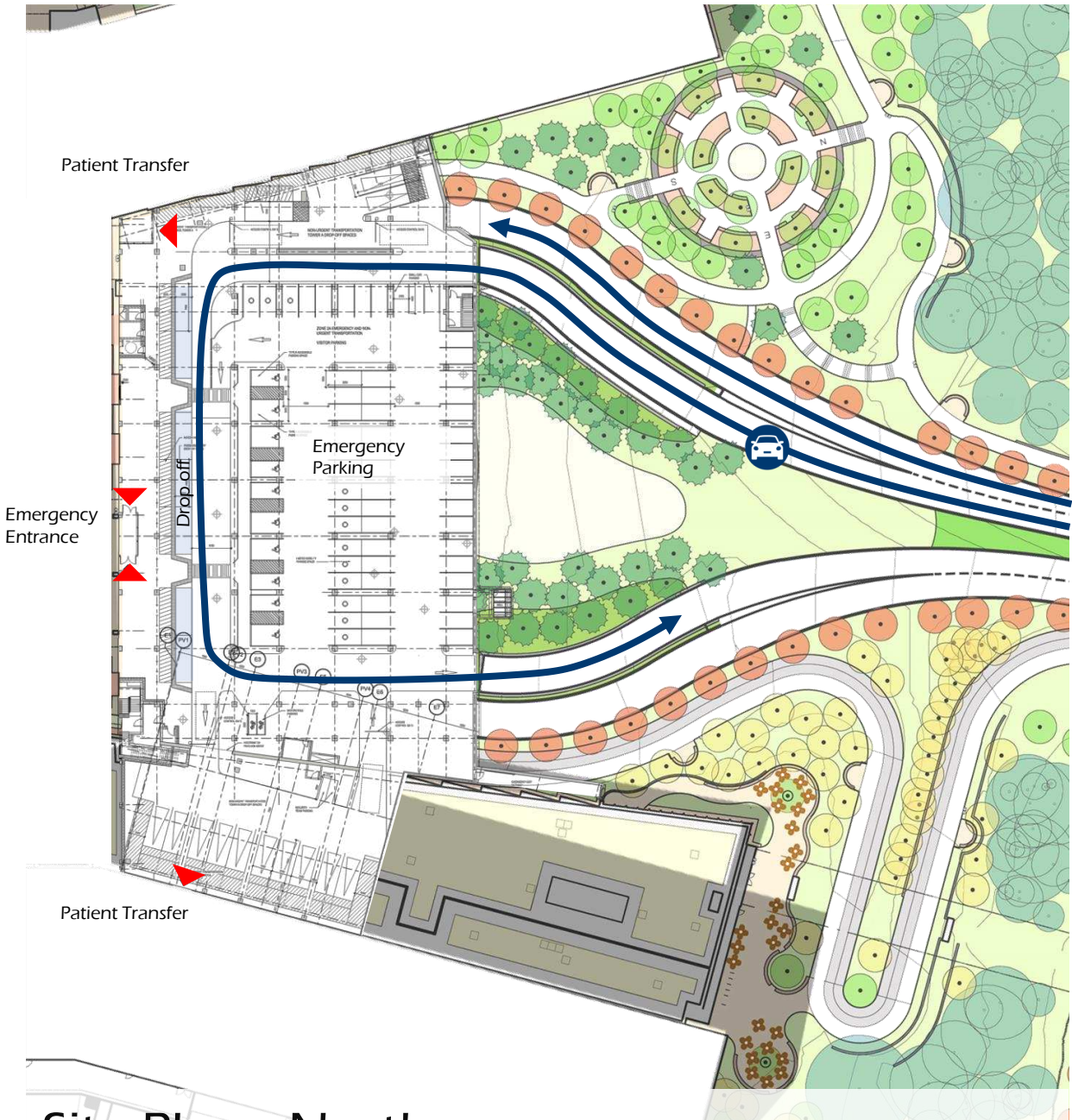


Site Plan - North

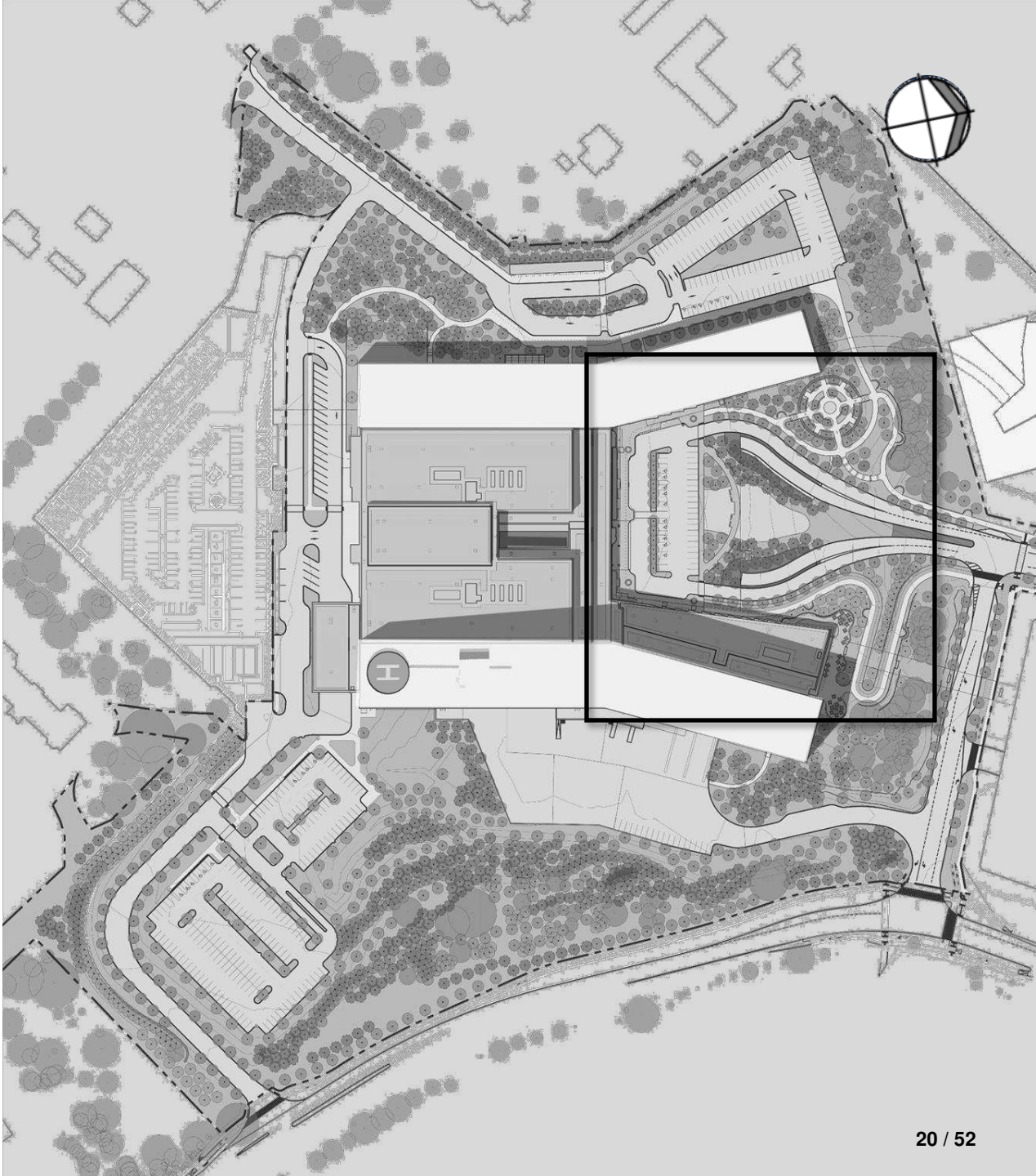
UDRP Jan 2023

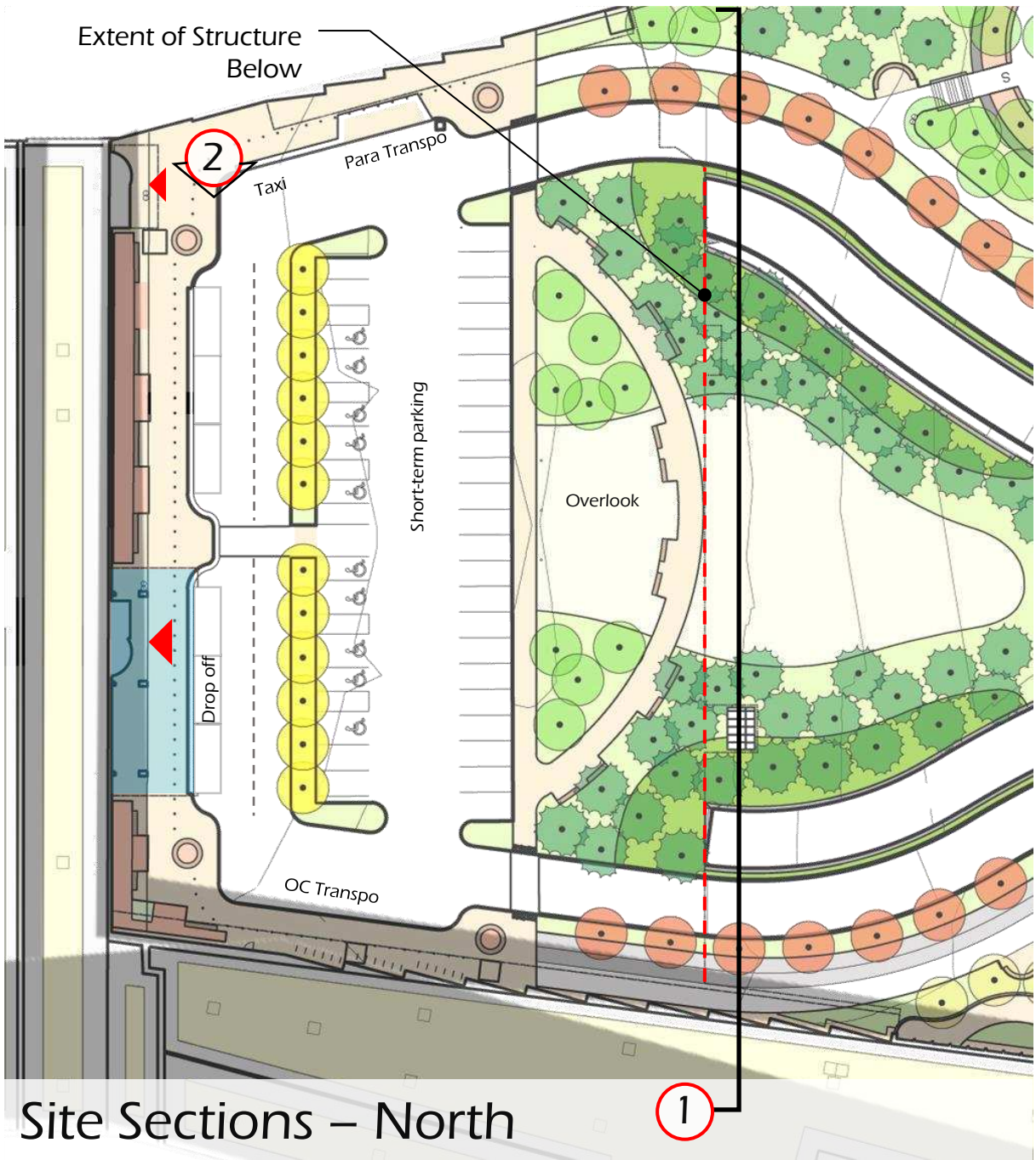
- Consider that the round-about should lead toward a destination, rather than feel like a continuous circular element.





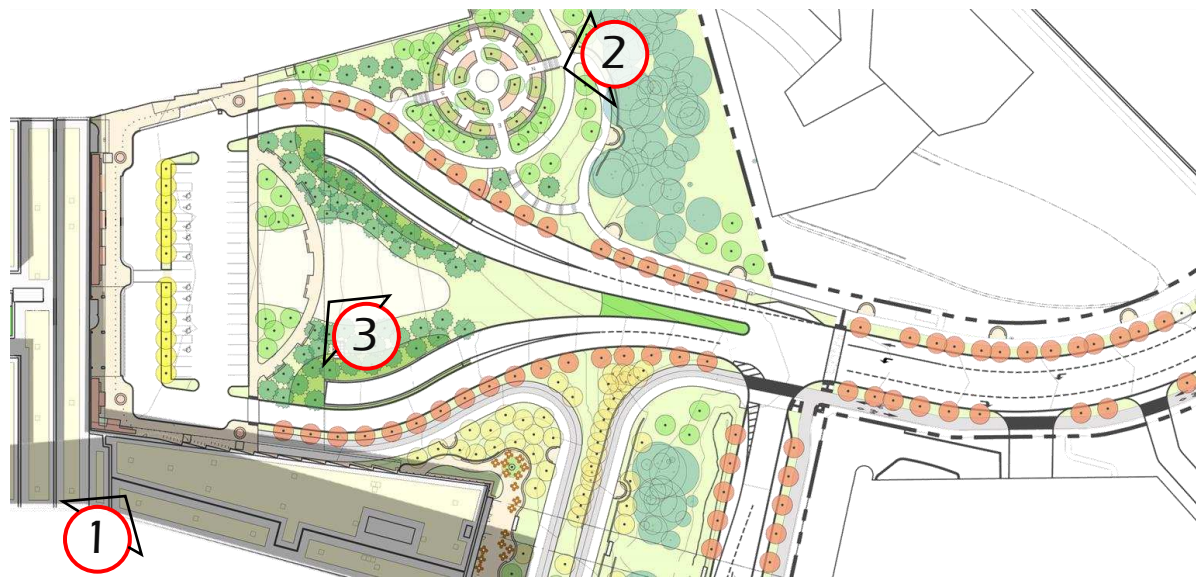
Site Plan - North





Site Sections – North





Healing Garden



View from Tower B




Overlook

Site Plan - North



View of the Main Entrance

- Consider incorporating the ‘healing’ aspect of the function of this building in how the building presents itself initially to people. This healing element could also be tied into the landscape design such that the arrival area presents itself as a healing place for nature as well as people.




1. Visibility to Entrance
2. Landscape opens up views
3. Pavilion frames space

Aerial View from North

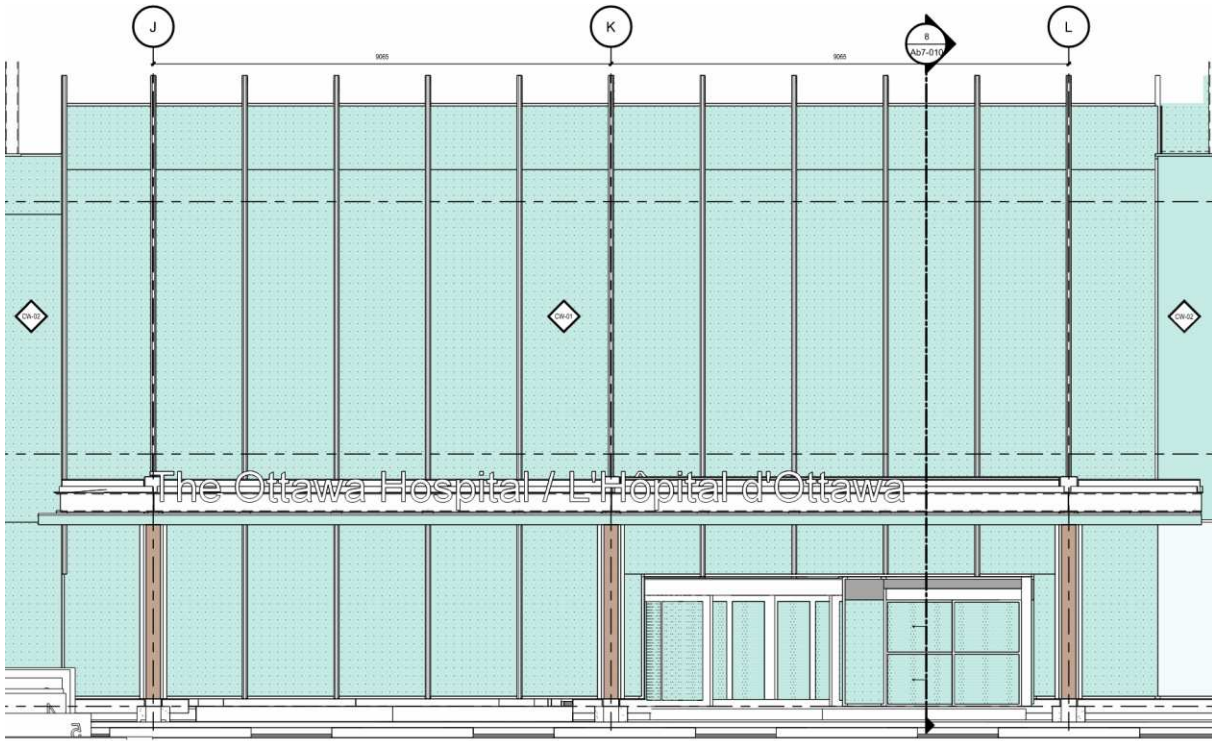


UDRP Jan 2023

- For the arrival area, consider that when one arrives at the main entrance one should feel like the hospital is part of the experimental farm, rather than arriving at a generic hospital void of the arboretum context.



Primary Circulation Areas



Primary Circulation Areas



Pavilion




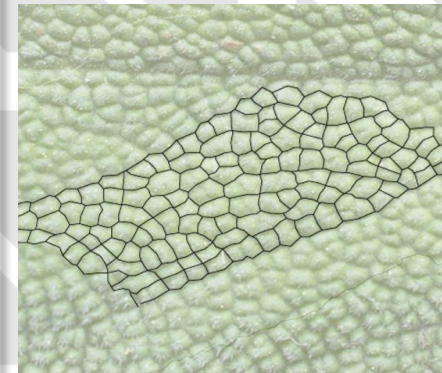


Main Entrance



Primary Public Areas



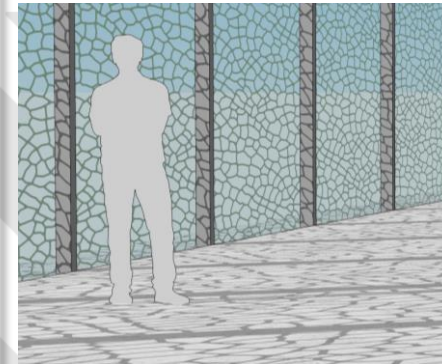
Simon Brascoupe and Mairi Brascoupe, Algonquin Medicinal Knowledge - Spring, Summer, Fall and Winter Series, 2021



Studies of

- 1. tobacco
- 2. cedar
- 3. sage
- 4. sweetgrass


cedar = arborvitae
"tree of life"



sage
"save or heal"




interdependence



Cedar Motif at Pavilion

Cedar Motif



Inpatient Rooms



Tower ends




Pedestrian Bridge



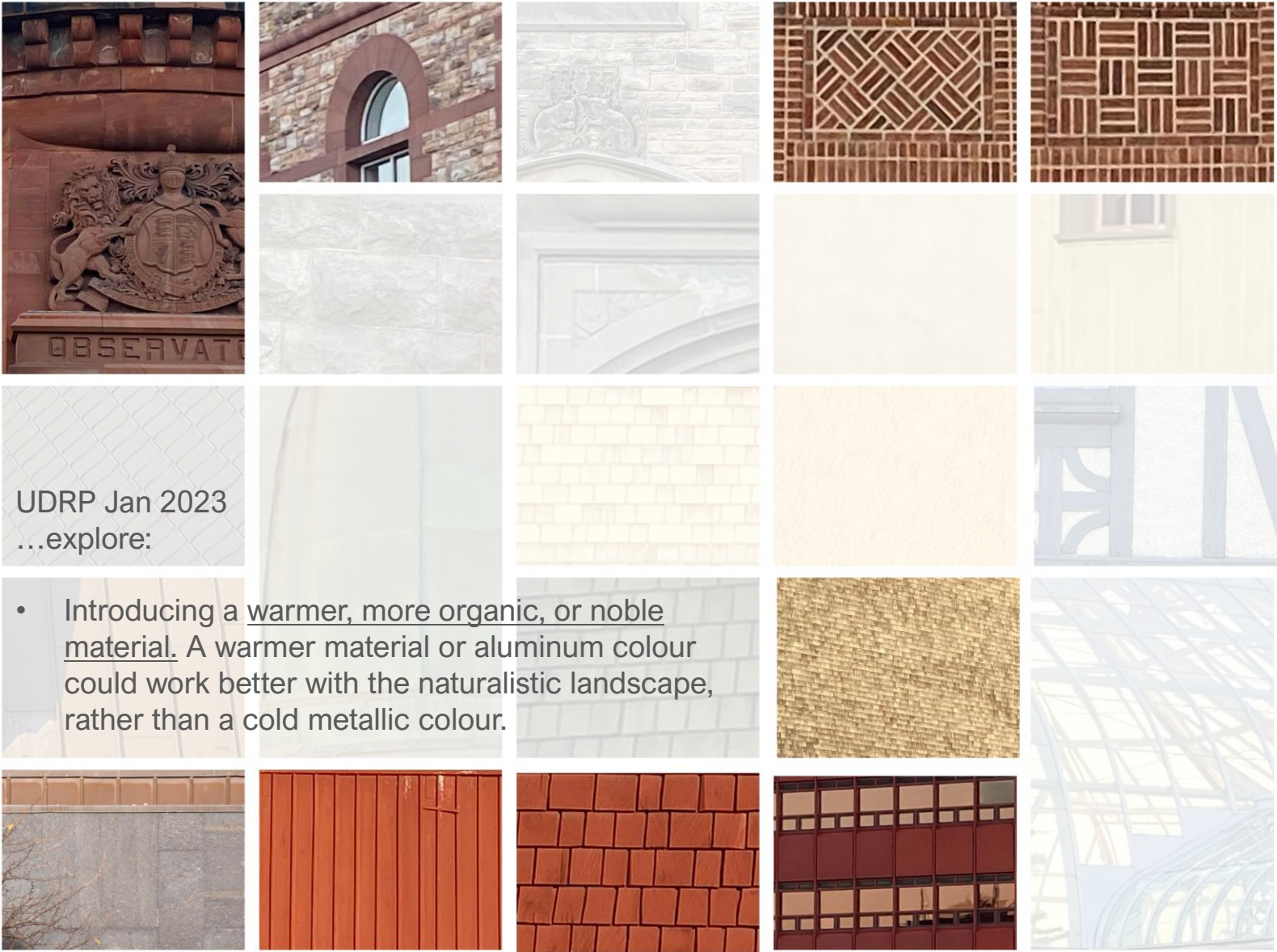
Pavilion

UDRP Jan 2023

- Offer a level of formality brought to this front entrance. It should be distinct from the surrounding naturalistic landscaping approach to the surrounding context.



Cedar Motif at Main Entrance




UDRP Jan 2023
...explore:

- Introducing a warmer, more organic, or noble material. A warmer material or aluminum colour could work better with the naturalistic landscape, rather than a cold metallic colour.




Digital Ceramic frit on glass

Material Palette CEF




Inpatient Rooms

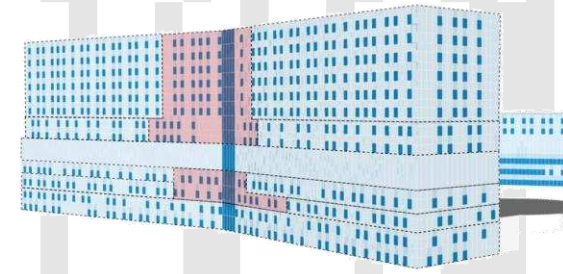
Window Area




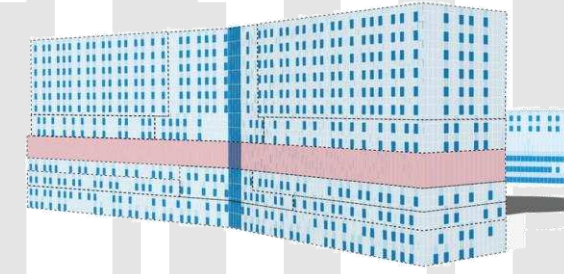
Inpatient Rooms



Public Areas



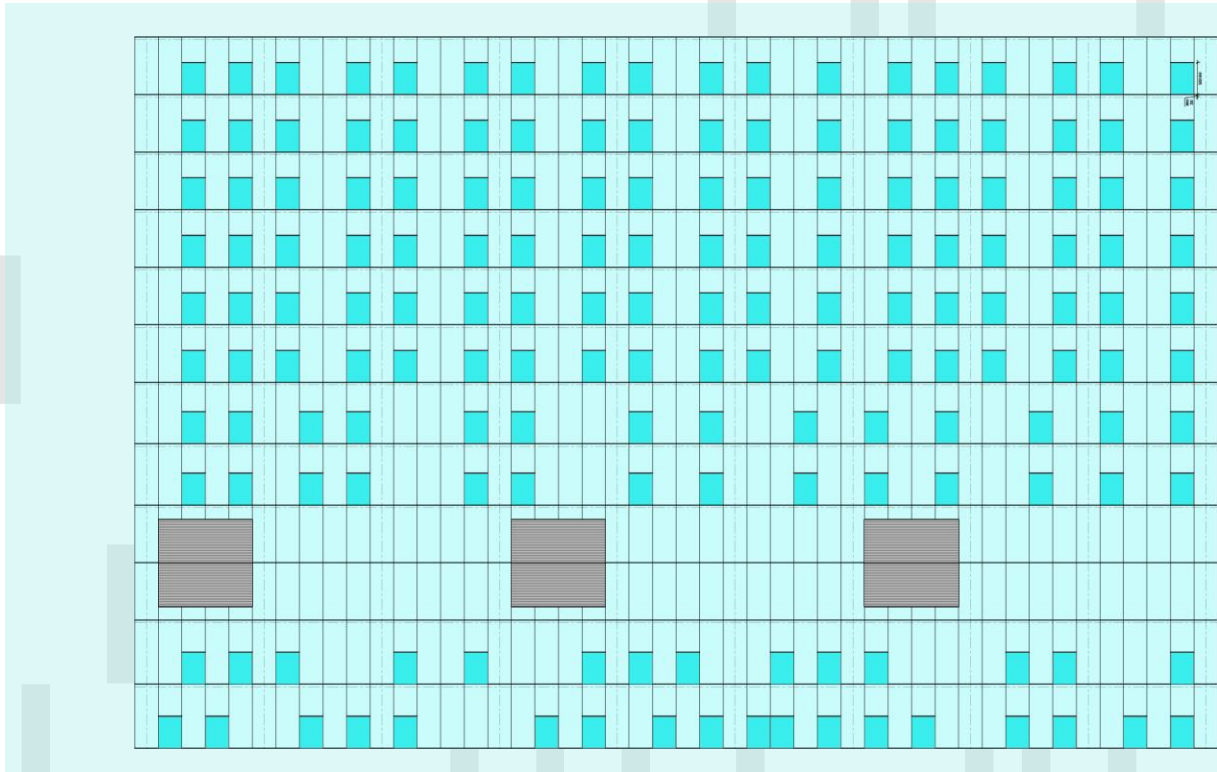
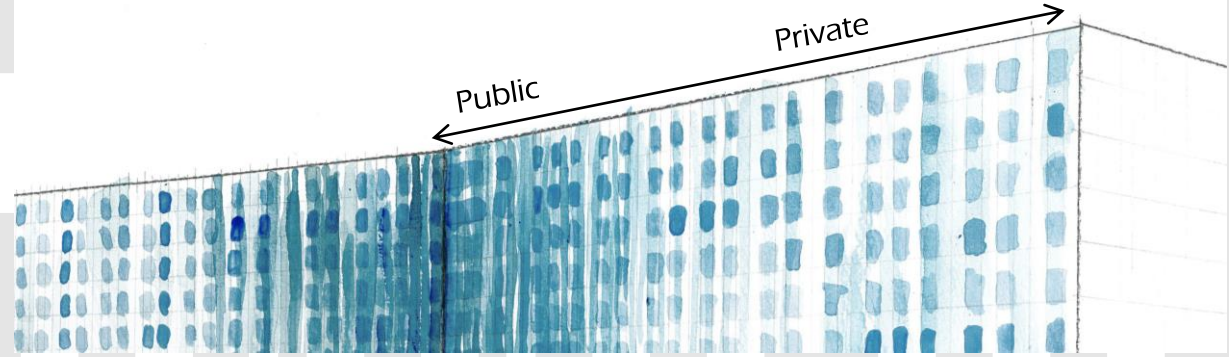
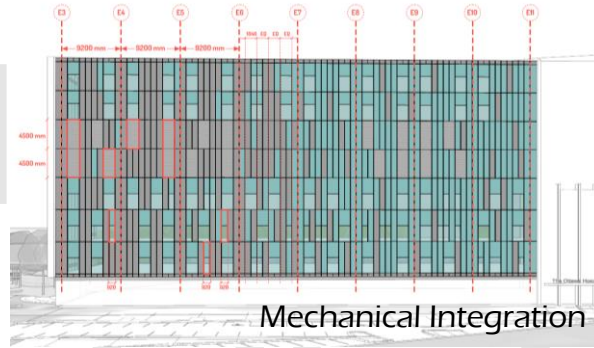
Mechanical Floor



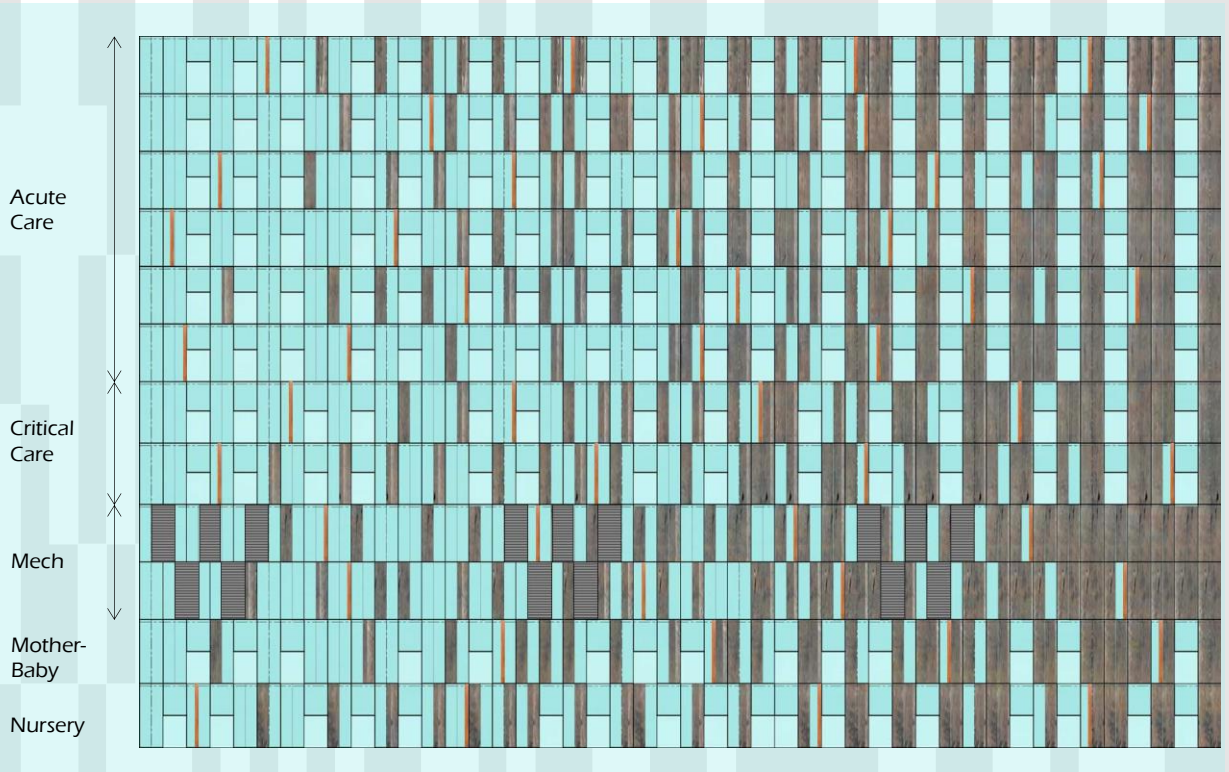
Inpatient Rooms

UDRP Jan 2023

Recommendations related to improving the façade treatment include extending vertical architectural elements over the mechanical floor level to minimize the horizontal band-effect ...




Functional Layout



Compositional Approach

Inpatient Rooms

West Annex – Sir John Carling



Cliff CHCP



Pimisi Station



Large format panel



UDRP Jan 2023

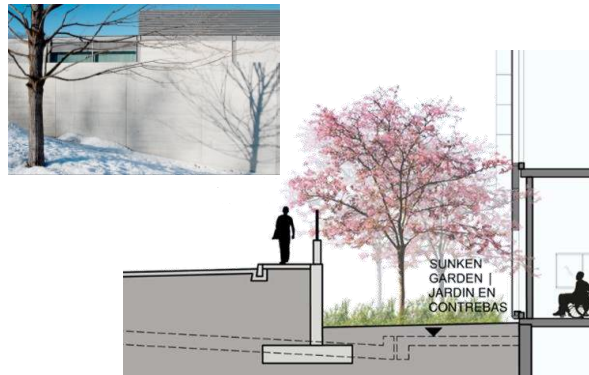
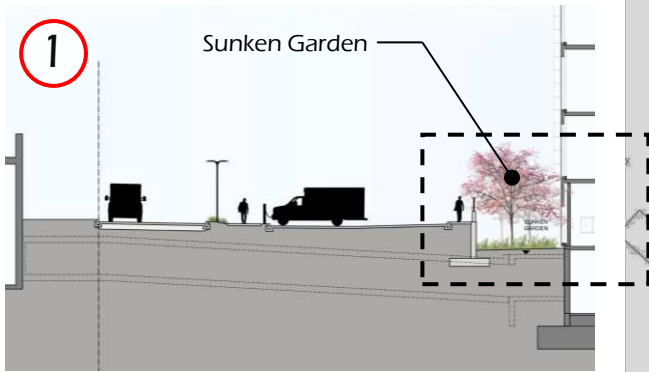
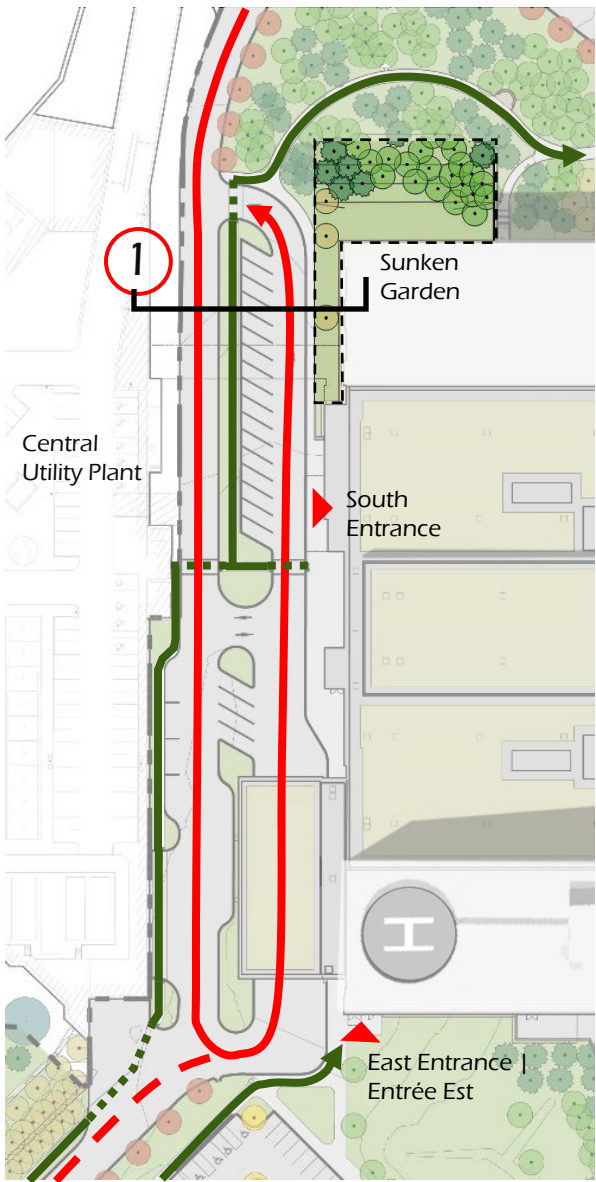
...there is concern with the predominance of aluminum, given the context and orientation of the building... explore:




- More variation and texturing in materiality in the façade

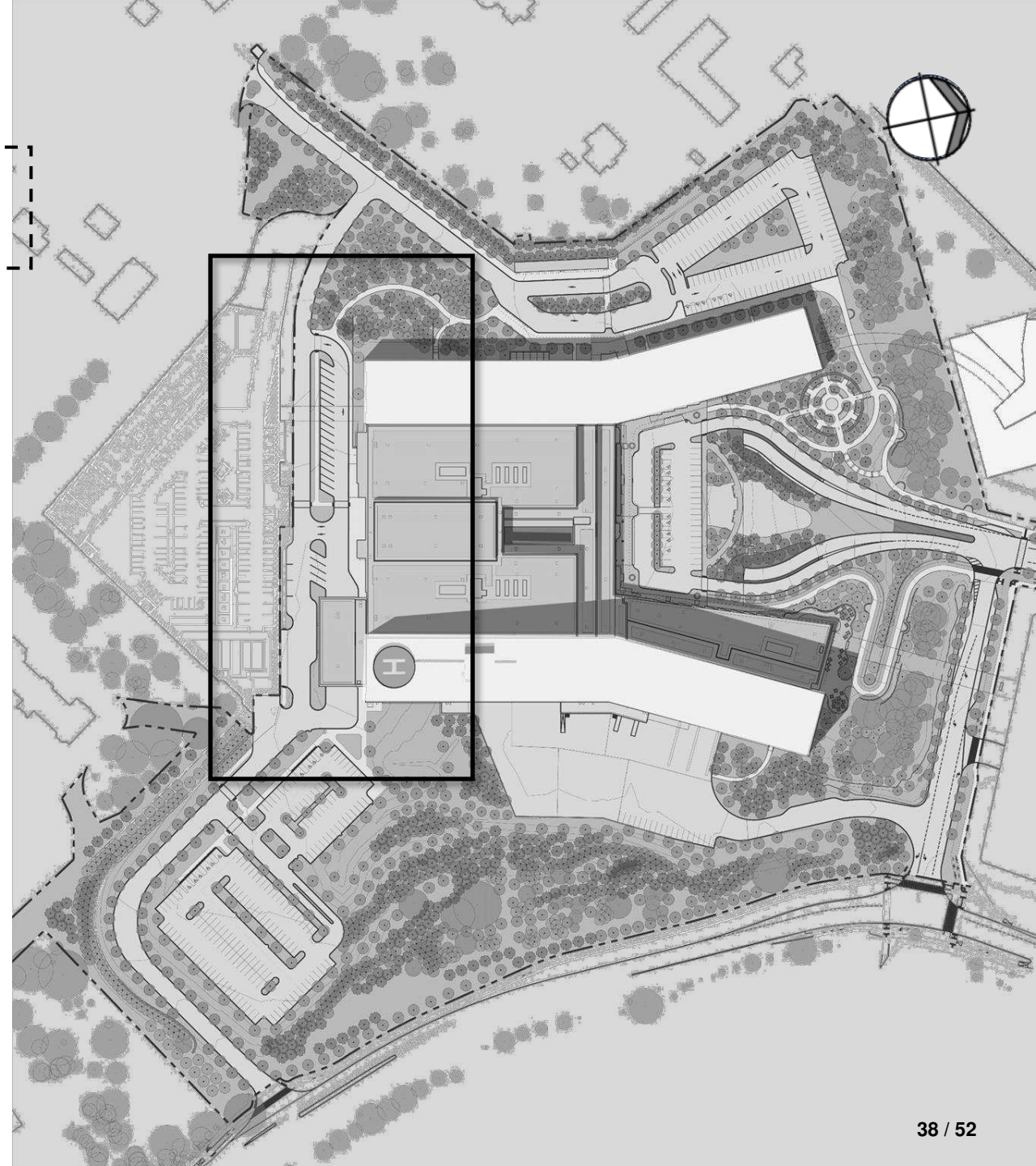


Georges Seurat – Seine de La Grande Jatte, 1888

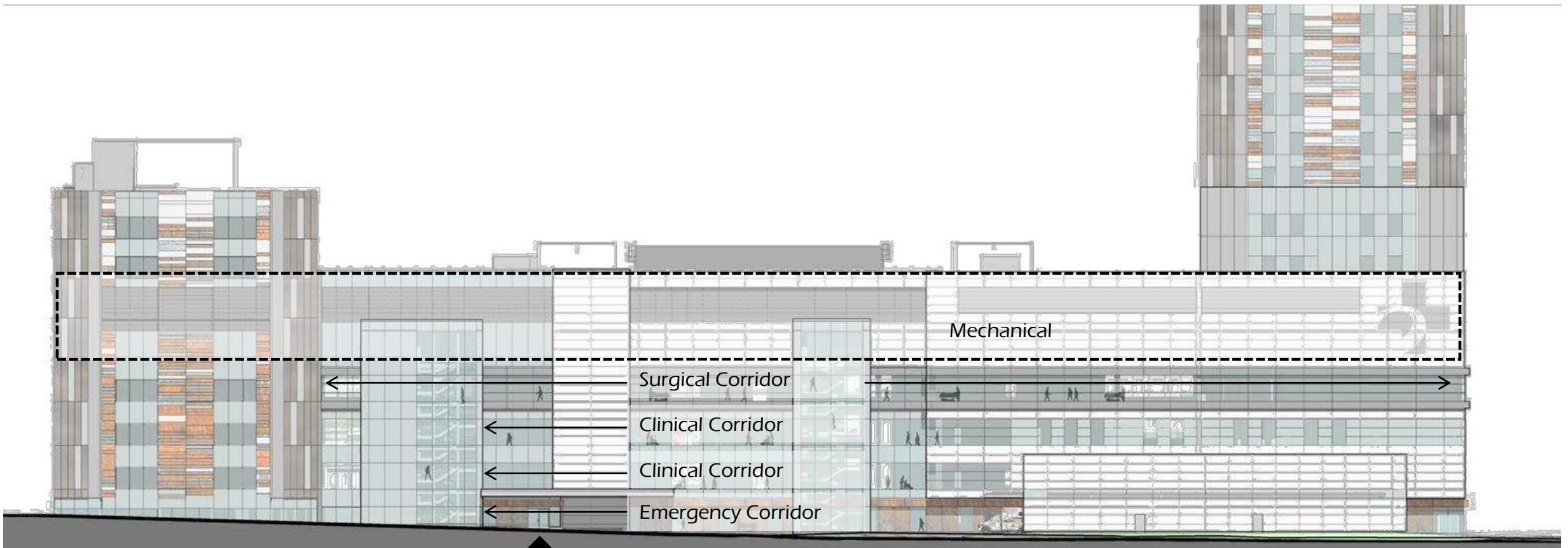
Inpatient Rooms



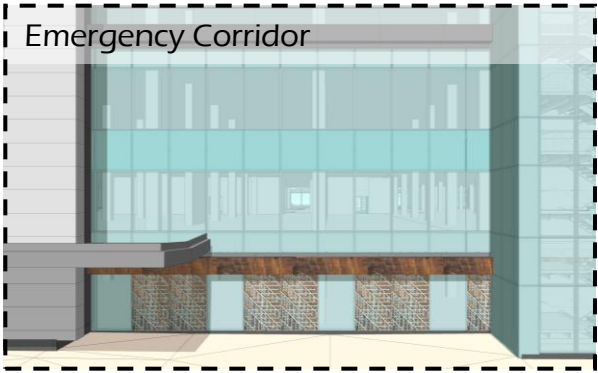
-  Ambulance Route
-  Secondary Ambulance Route
-  Staff Pedestrian access



Site Plan - South




South Elevation




University of Virginia Hospital Expansion



South Elevation

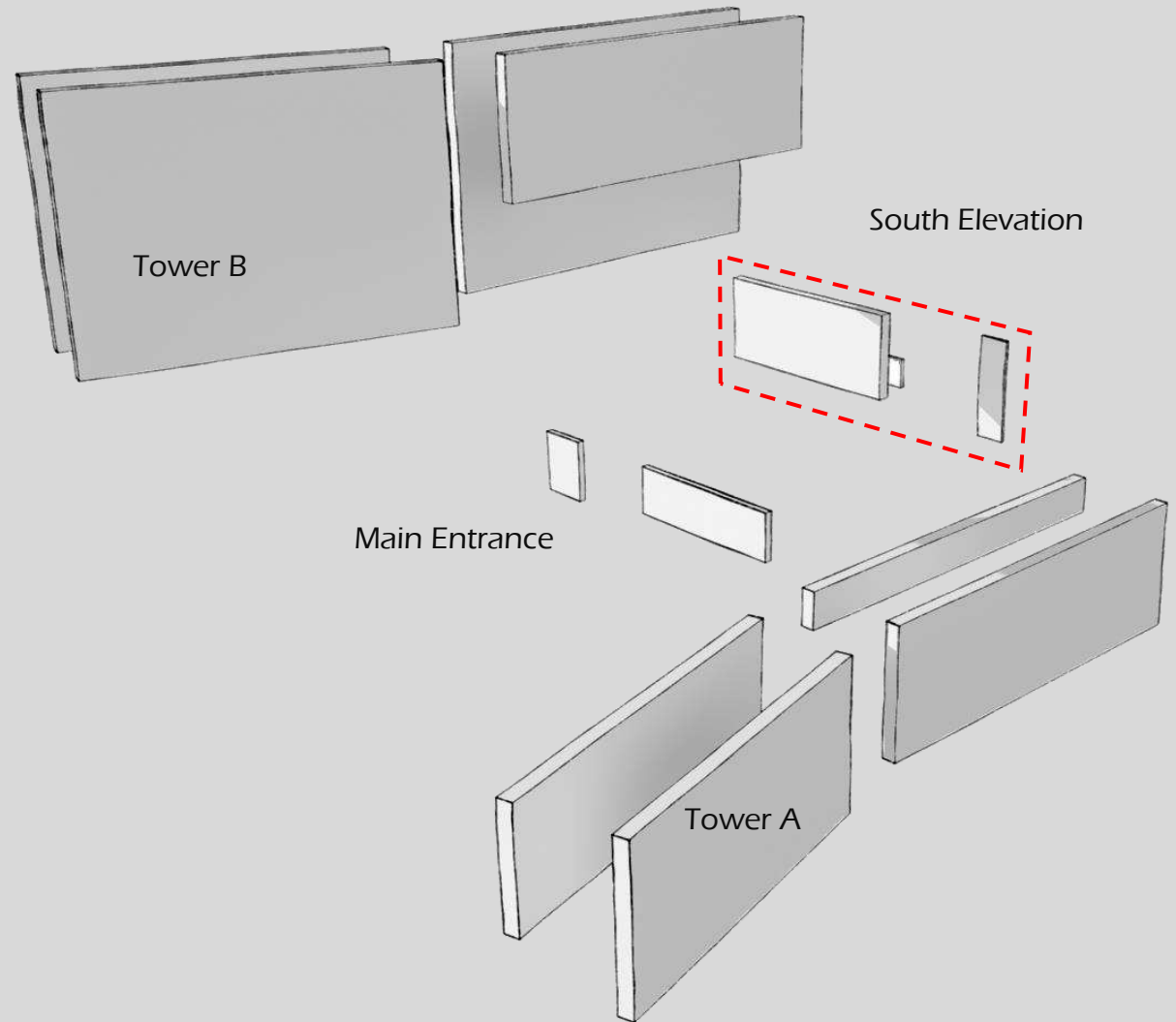


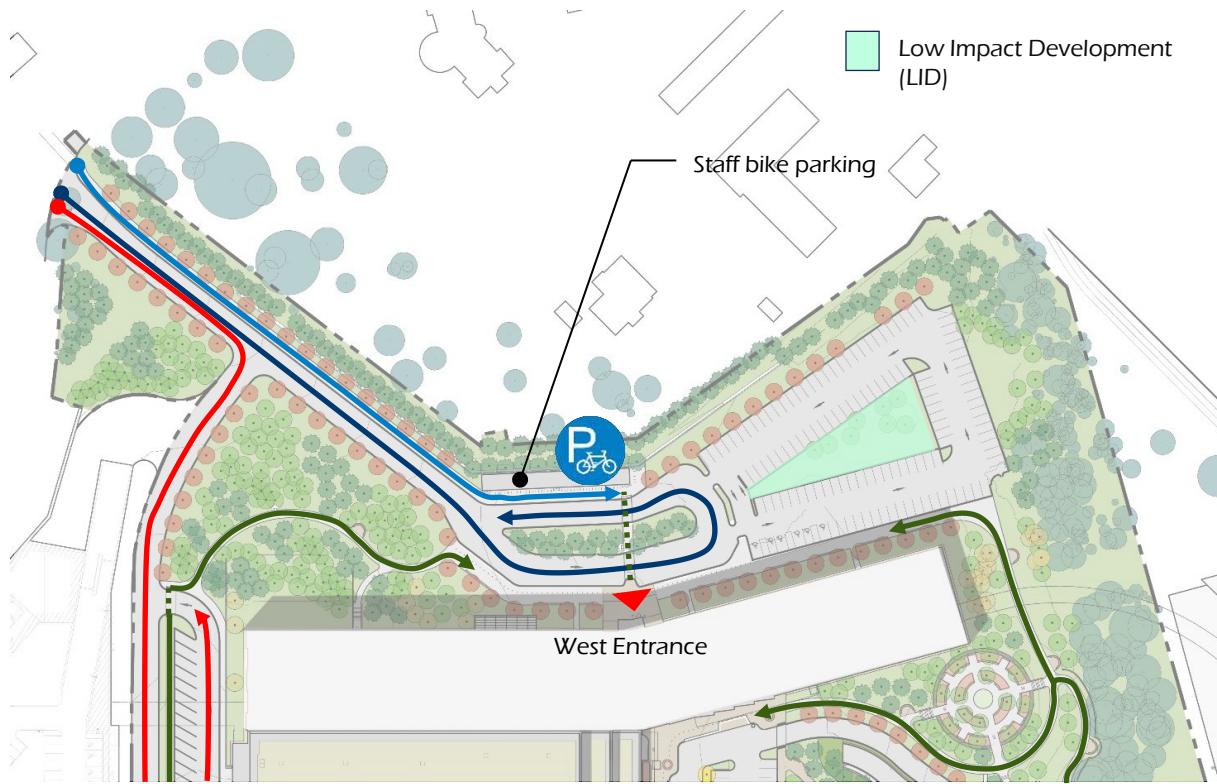
View from East







View from West

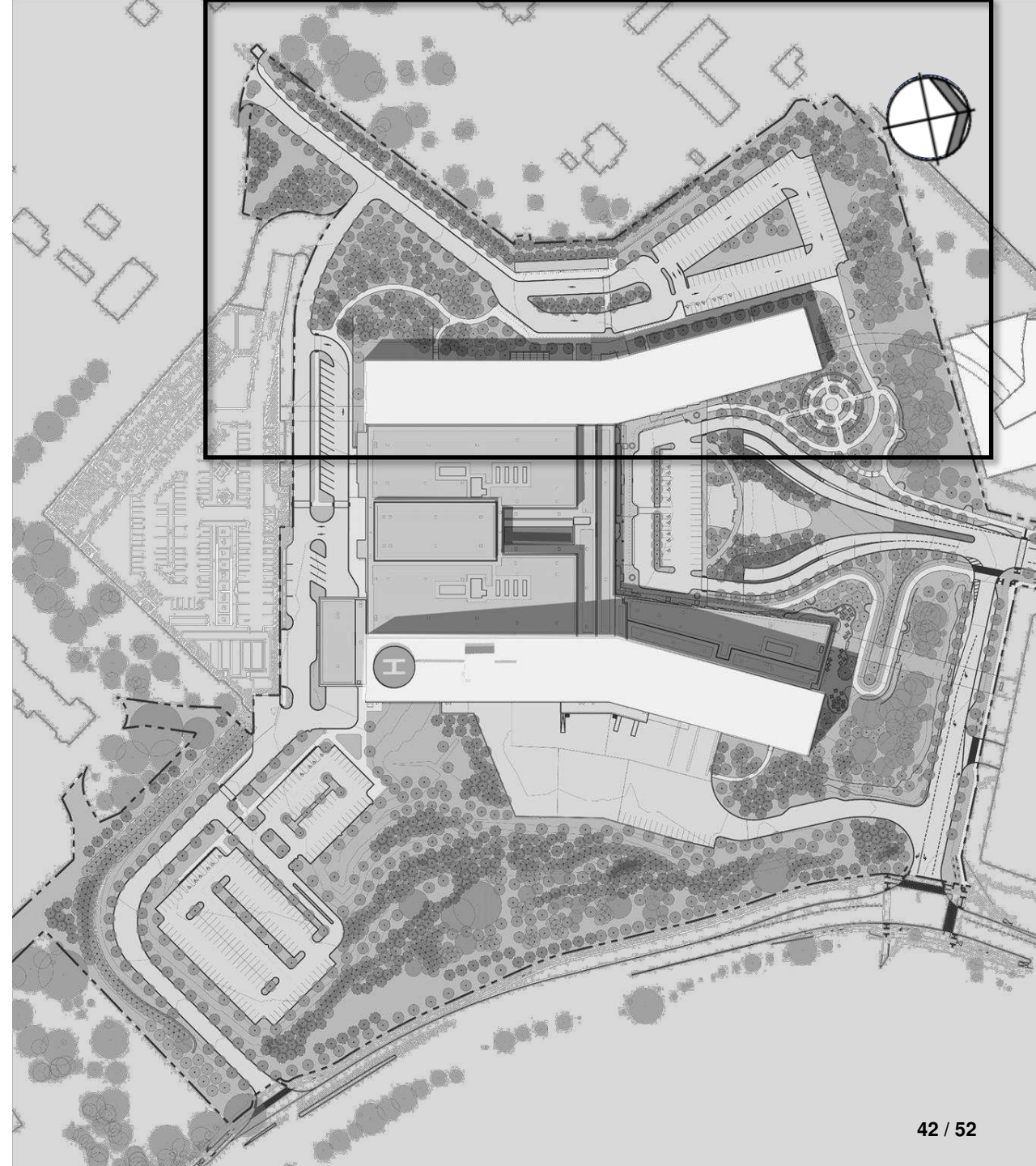
South Elevation

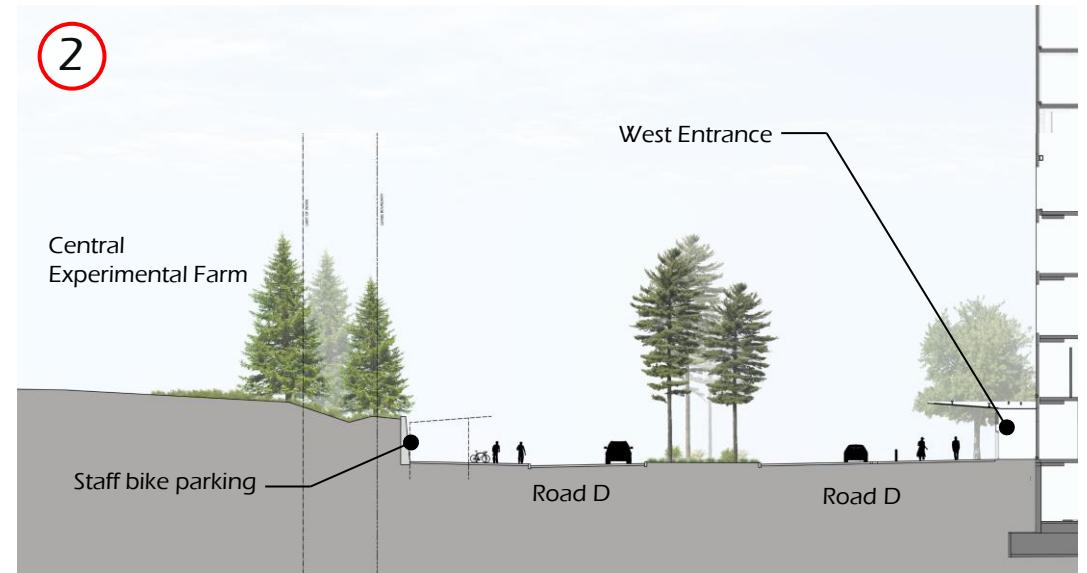
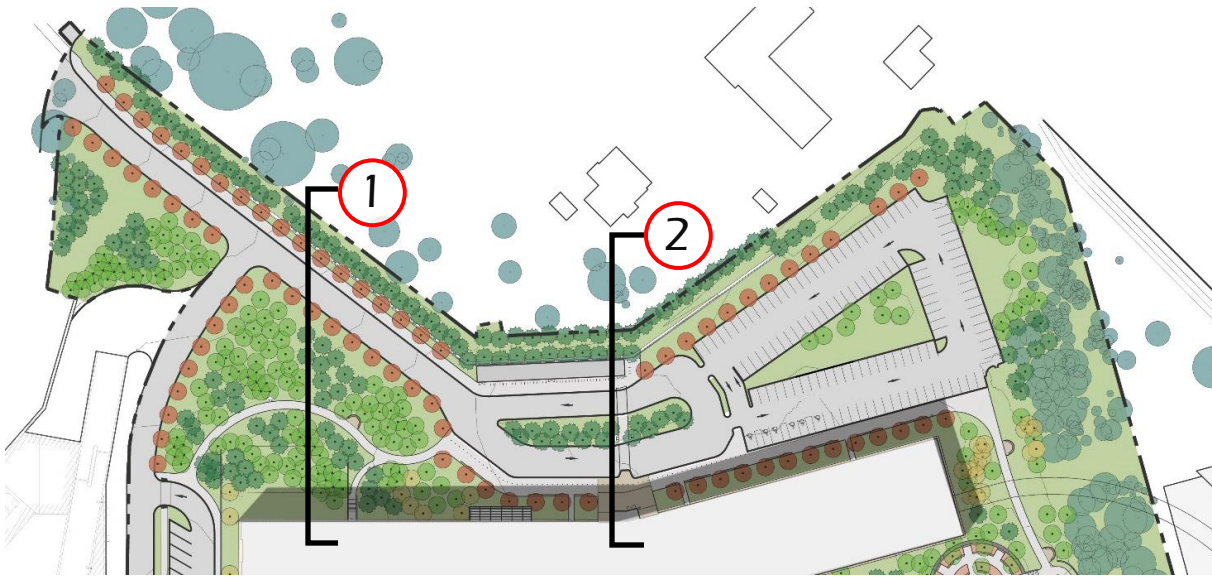




-  Multi-Use Pathway
-  Pedestrian access at grade
-  Para Transpo and vehicle access
-  Ambulance Route

Site Plan - West

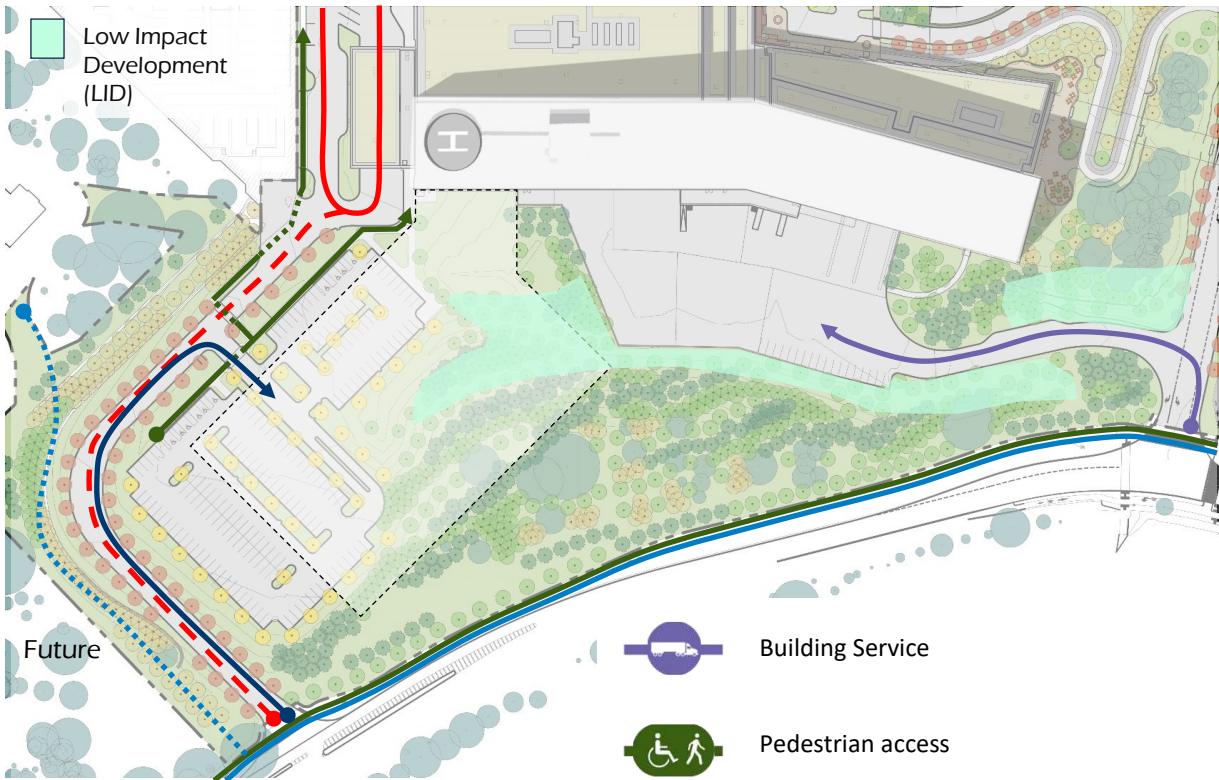




Site Sections – West





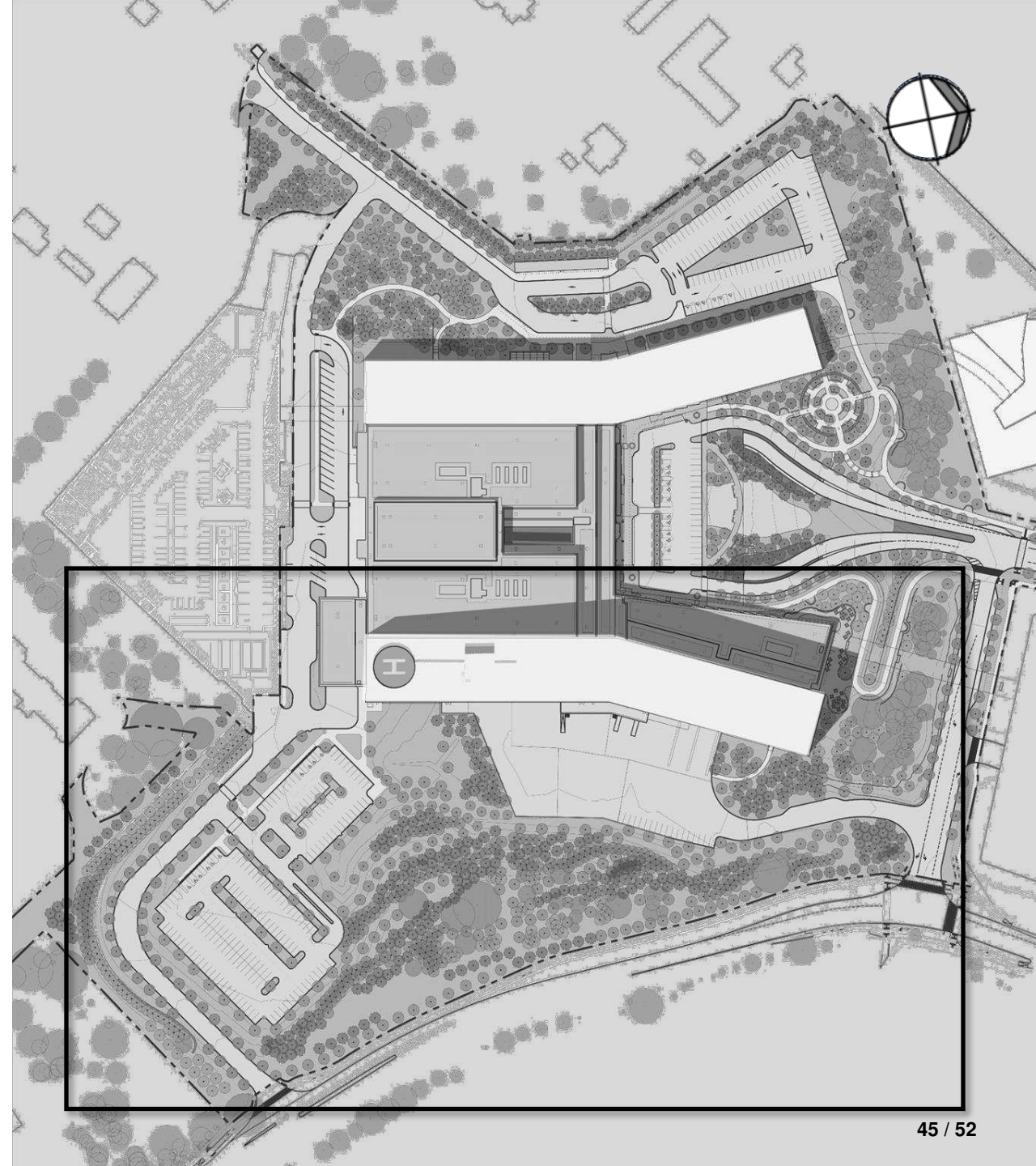
View from West

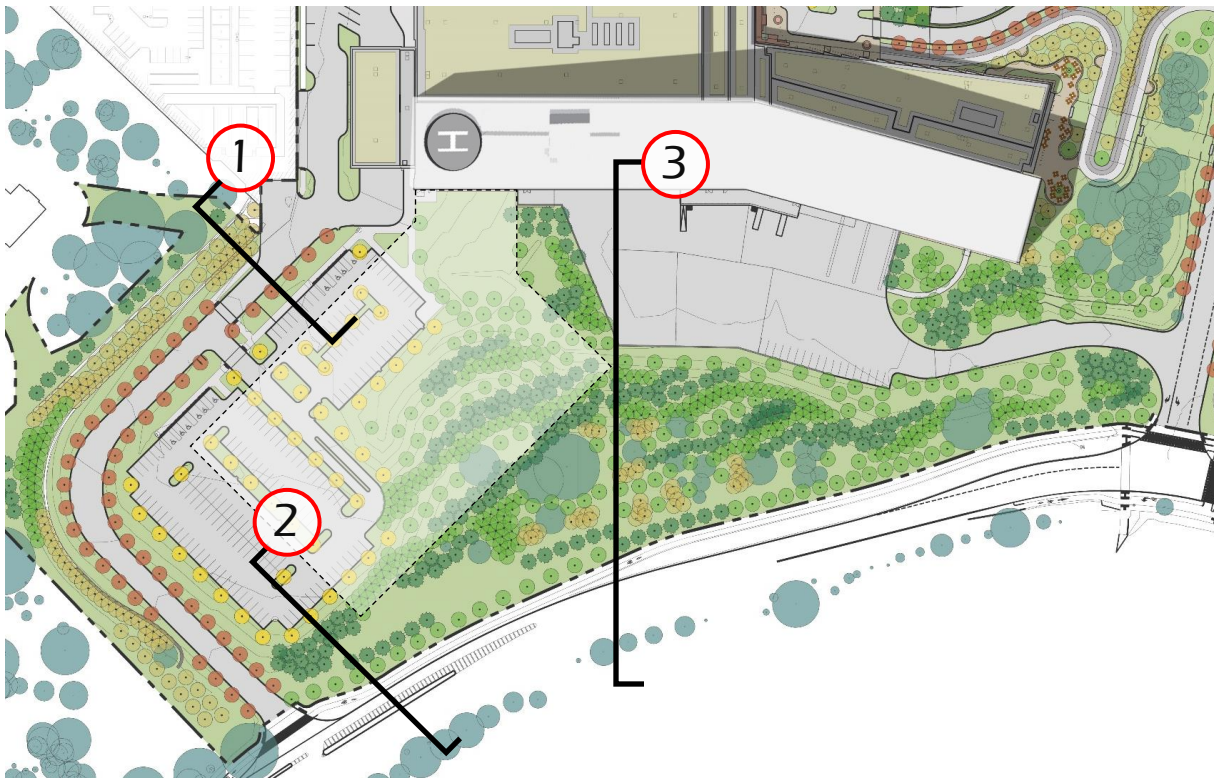


Future

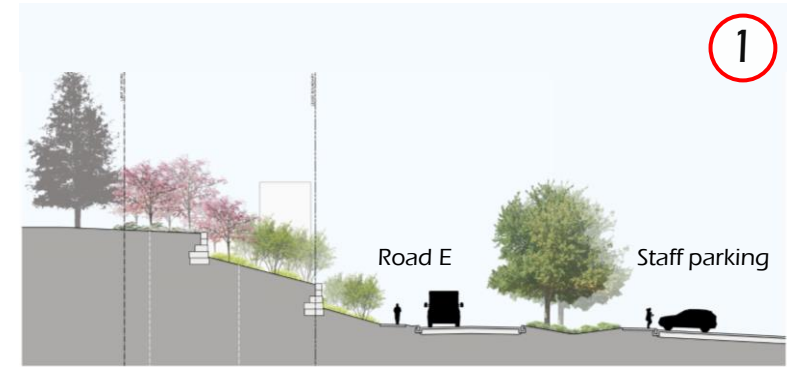
Site Plan - East

-  Building Service
-  Pedestrian access
-  Cycling access
-  Staff vehicle access
-  Ambulance Route
-  Secondary Ambulance Route




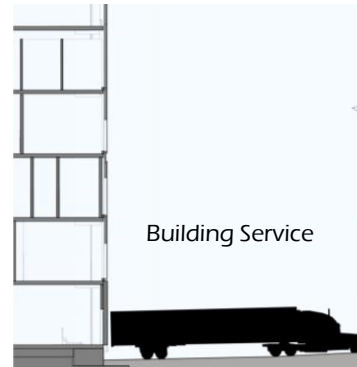


Central
Experimental
Farm



UDRP Jan 2023

- The grading and scale of the visual buffering the landscape features provide is helpful in managing the visual and vehicular impacts of this development on the surrounding area.



Site Sections – East



View from Prince of Wales Drive

UDRP Jan 2023

Explore a stronger architectural treatment at the corners / wing endpoints of the building.
Consider how the corners of the building provide breaks and intersect and how they align with both the podium level and intersect with the mechanical floor.



View from Prince of Wales Drive

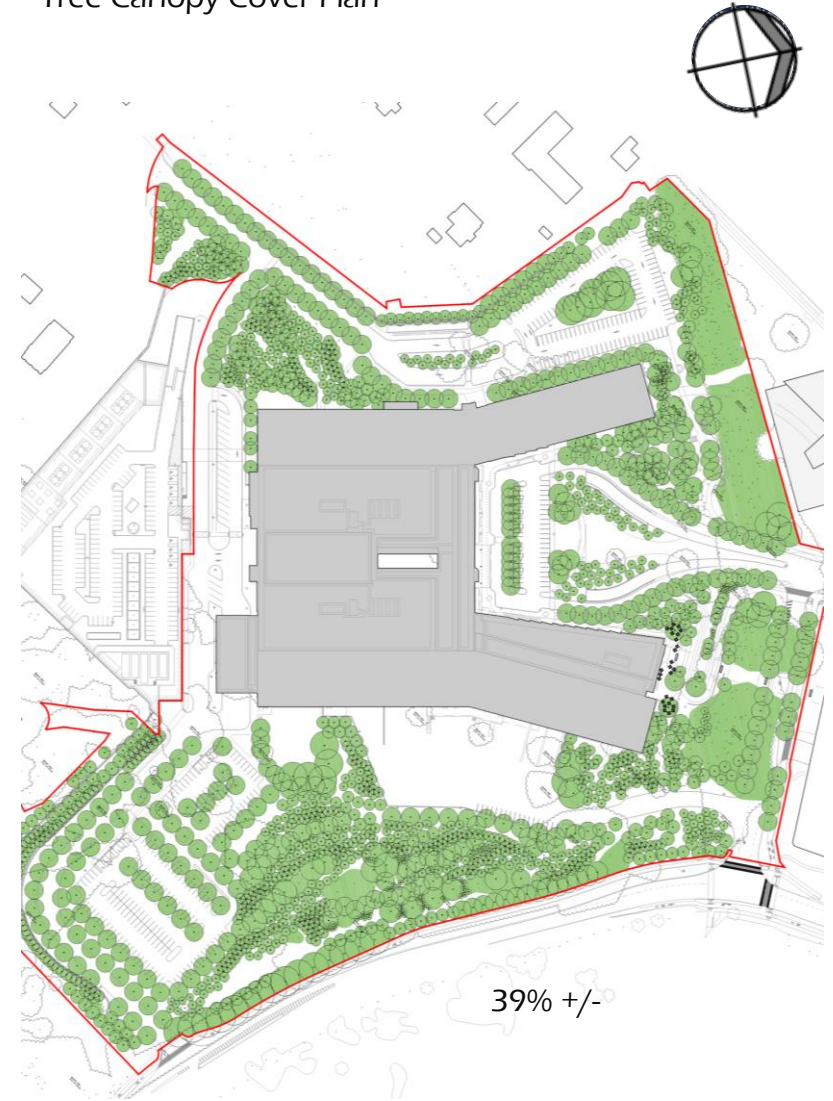
Overall Planting Structure



Successional Forest Zones



Tree Canopy Cover Plan



Landscape Plans

View from Prince of Wales Drive



View from Prince of Wales Drive and Road B



View from Prince of Wales Drive and Preston Street



View from Queen Elizabeth Drive



Views in Urban Context

View from Carling Avenue and Maple Drive



View from the Dominion Observatory



View toward the Saunders Building from Maple Drive



View from Maple Drive



Views in Urban Context



CONSTRUCTION





Appendix 2

UDRP Recommendations as provided
by UDRP Coordinator following the
meeting

March 7, 2025

900 Carling Avenue (TOH – Ph.4) | Informal Pre-Consultation Review | Site Plan Control | The Ottawa Hospital, Brisbin Brook Beynon Architects|

Panel Members in Attendance: David Leinster | James Parakh | Nigel Tai | Colin Berman |



Key Recommendations

- The Panel acknowledges the improvements made to the design and appreciates the overall direction of the project.
- The Panel expressed continued concern regarding the amount of space allocated to the main drop-off area.
 - The current pedestrian drop-off and pick-up zone, which is between 3.5 and 5 meters wide, remains on the narrower side given the level of activity expected in this area. The Panel recommends increasing the minimum width to 5 meters to better accommodate pedestrian movement and congregation.
- The Panel encourages further refinement of the façade treatment to ensure that it is a respectful, quiet background to the nationally significant Dow's Lake context. Simplifying the facade treatment with less variation is recommended to achieve this effect.
- The Panel supports the landscape strategies proposed, and emphasizes the importance of sustainability, storm water management, and carbon reduction.

Site Design & Public Realm

- The Panel recommends organizing the landscape into character areas to help rationalize the design moves and enhance the relationship between soft and hardscape elements, as well as improve connectivity throughout the site.
- The Panel appreciates the integration of indigenous design in the overall site plan and involvement of Indigenous community members in the landscape design.
 - A suggestion is to explore more opportunities for indigenous design involvement beyond the healing garden to influence the site more comprehensively.
- The Panel recommends exploring opportunities to develop a strong water management narrative, treating rainwater as a resource rather than a waste product. A more ambitious approach to stormwater management and integration across the site is encouraged.
- The Panel encourages the continued integration of green infrastructure elements, ensuring they are interconnected and contribute to a broader ecological and immersive environment.
- The Panel notes that the healing garden is a welcome feature, but its rectilinear layout could be softened to create a more organic and naturally inspired design while maintaining alignment with Indigenous design principles.
- The Panel suggests the medicinal plant building façade motif also be integrated into the landscape design to ensure a cohesive representation of Indigenous narratives throughout the site.
- The Panel supports the restorative ecological design approach and suggests further exploration of alternative methodologies for, such as the Miyawaki forest technique, to create a more dynamic and ecologically responsive landscape.

Sustainability

- The Panel strongly supports efforts to reduce carbon impacts within the landscape and encourages the use of tools like Pathfinder at this early stage to guide material choices.

- The Panel suggests incorporating whole-life carbon considerations, particularly given the site's scale and the operational carbon footprint of landscape maintenance to align sustainability goals with long-term operational efficiencies.
- The Panel supports the integration of naturalized landscapes and green infrastructure, emphasizing the prioritization of biodiversity, climate resilience, and ecosystem services to maximize the site's environmental benefits.

Built Form & Architecture

- The Panel recommends that the overall architectural expression be refined and simplified to establish a clear and cohesive identity. The design intent should be to create a background building that does not dominate the views to and from the nationally significant Dow's Lake. To that end the Panel recommends minimizing excessive pixelation and visual complexity.
- The Panel recommends that the end facades of the patient towers maintain a simple and clear design strategy, ensuring consistency with the rest of the elevation treatments.
- The Panel recognizes that the south-facing elevation presents a design challenge due to its multiple programmatic requirements, however the variety of façade treatments appears overly complex.
- The Panel recommends simplifying the façade treatment by focusing on one dominant element, such as the canopy, and reducing the number of treatments and creating a quieter expression for the other elements.
- The Panel supports the use of warm materials and colors and the reference to the building materials of the Experimental Farm. Their application should be strategic to enhance the building's relationship with the surrounding landscape context. The Panel recommends further design exploration to strengthen the connection between the building and its landscape.