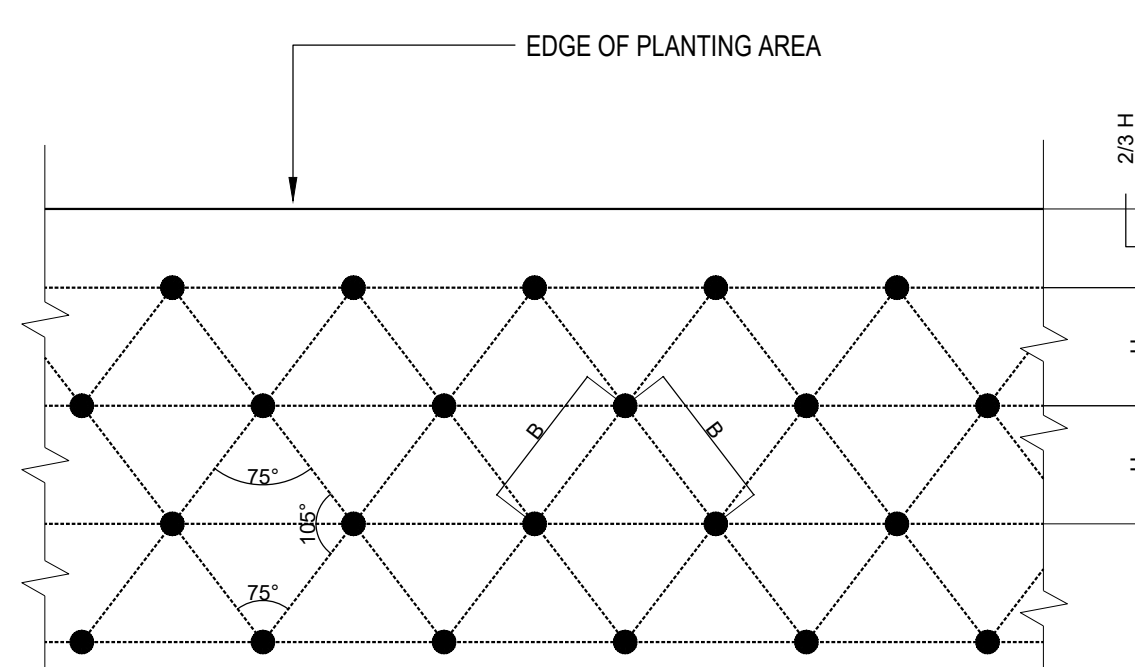
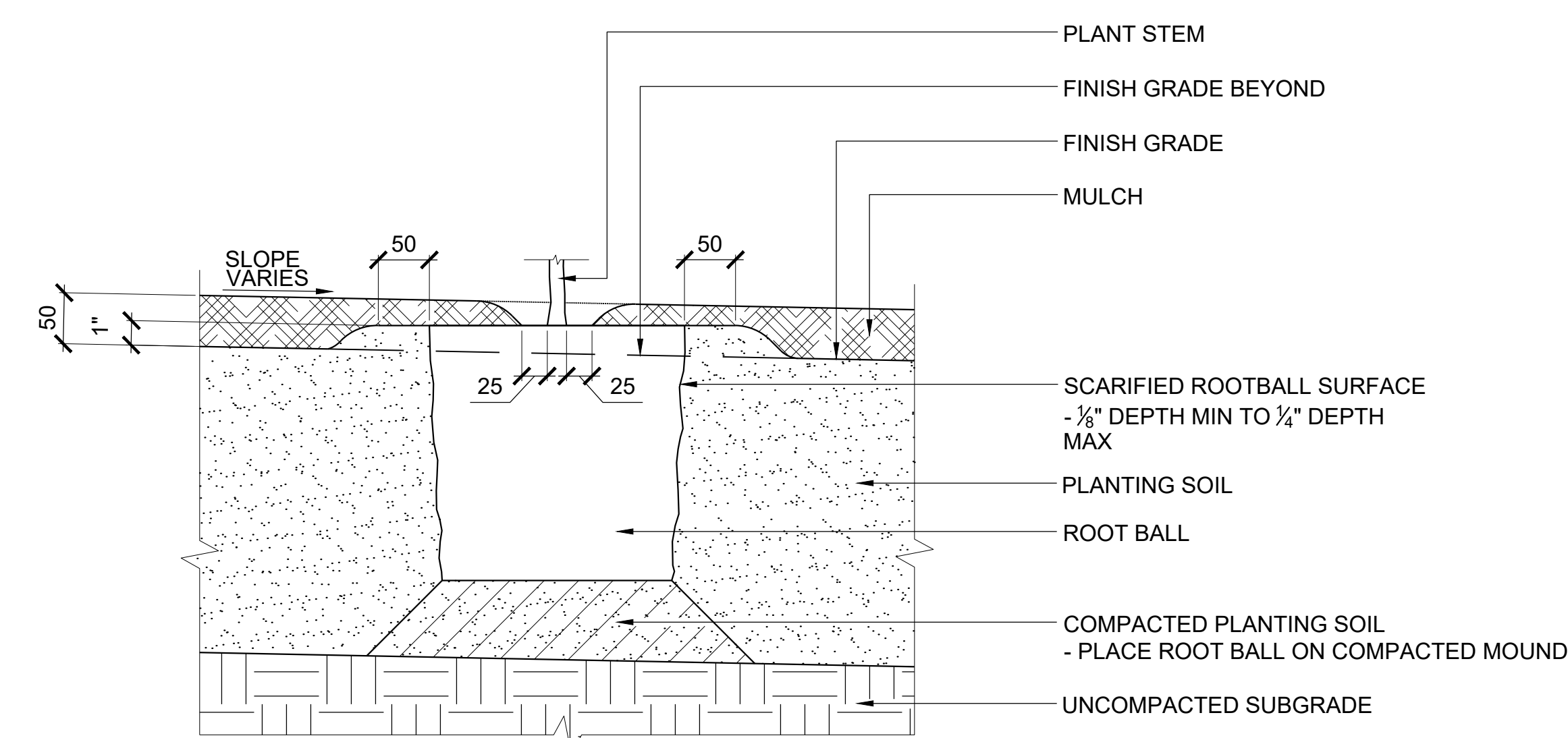


5 GRAVEL MAINTENANCE BAND AT TOWER A CW-02
SCALE 1 : 10
0 100 200 300 400 500mm
TYPICAL SECTION

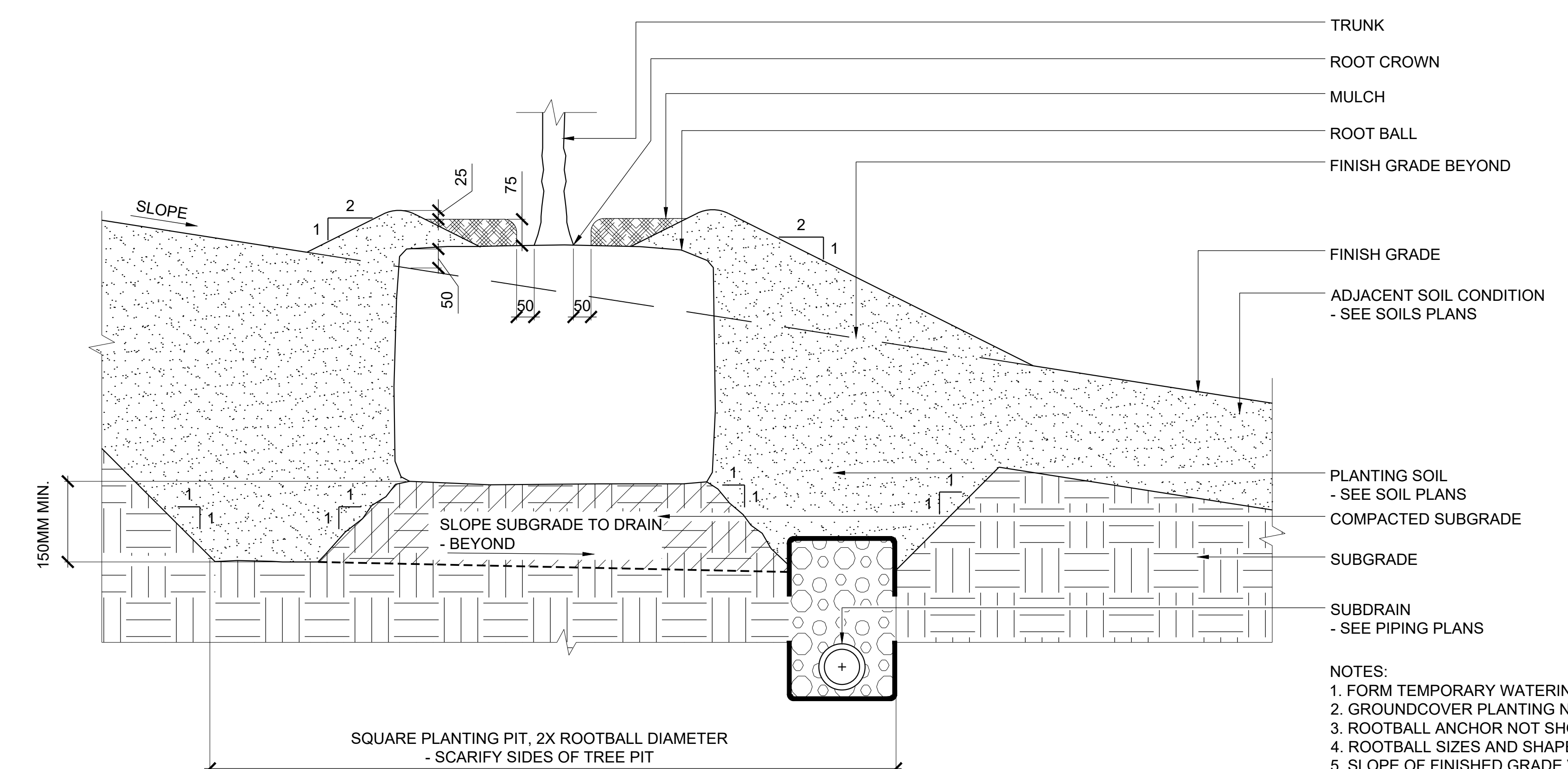


TRIANGULAR SPACING = B	DISTANCE BETWEEN ROWS = H	TOTAL AREA (SF) PER PLANT
6"	5"	0.21
8"	7"	0.39
9"	8"	0.50
10"	8 1/2"	0.59
12"	10 1/2"	0.88
15"	13"	1.35
18"	15 1/2"	1.94
21"	18"	2.63
24" (2')	21"	3.50
30"	26"	5.42

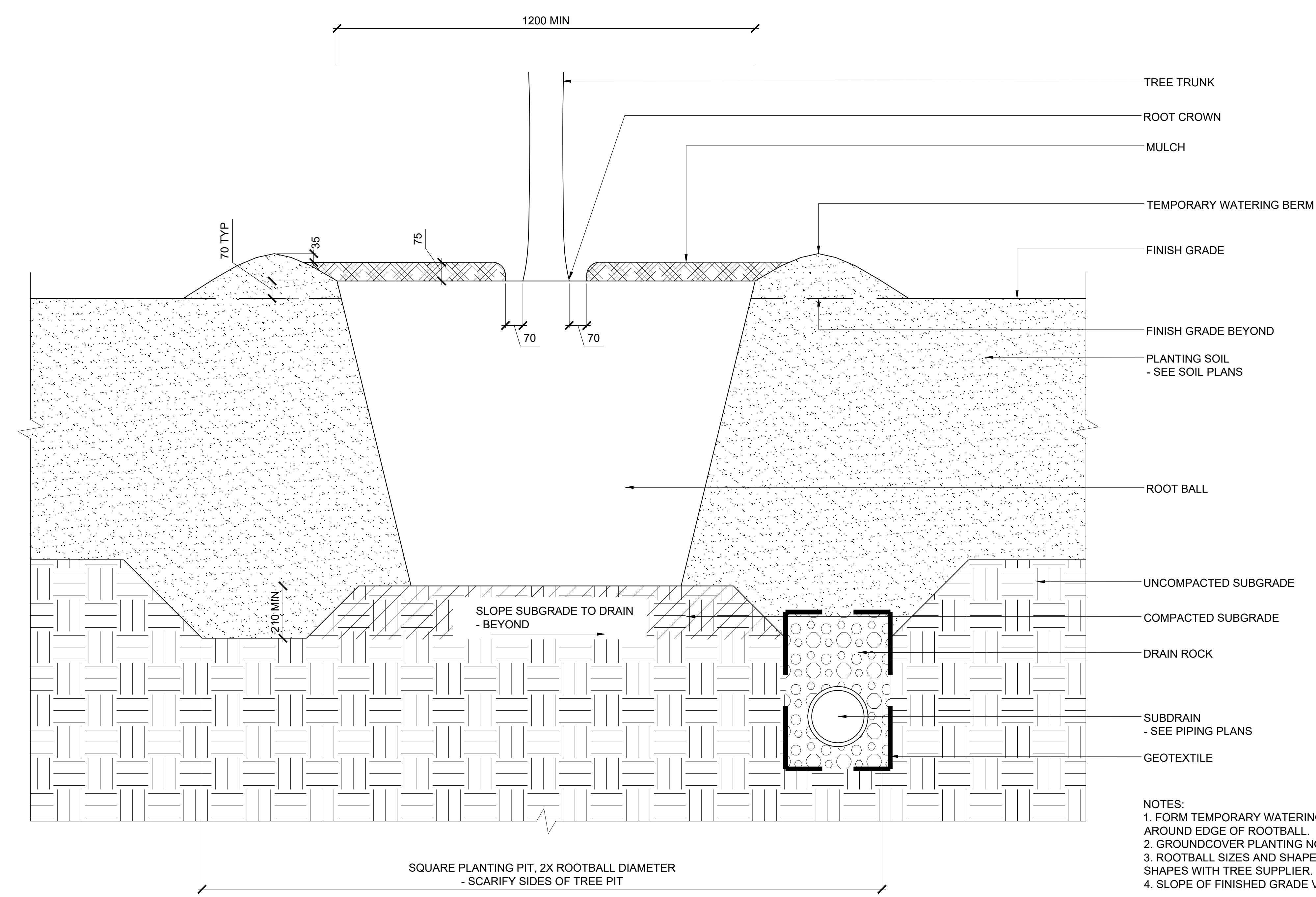
4 TRIANGULAR PLANTING SPACING DIAGRAM
REFERENCES



3 SHRUB PLANTING
SCALE 1 : 5
0 50 100 200mm
SECTION



2 TREE PLANTING ON SLOPE
SCALE 1 : 10
0 100 200 300 400 500mm
SECTION



1 TREE PLANTING
SCALE 1 : 10
0 100 200 300 400 500mm
SECTION

- NOTES:
- FORM TEMPORARY WATERING BERM AS CONTINUOUS RING AROUND EDGE OF ROOTBALL.
 - GROUNDCOVER PLANTING NOT SHOWN FOR CLARITY.
 - ROOTBALL ANCHOR NOT SHOWN FOR CLARITY.
 - ROOTBALL SIZES AND SHAPES VARY. VERIFY SIZES AND SHAPES WITH TREE SUPPLIER.
 - SLOPE OF FINISHED GRADE VARIES. SEE GRADING PLANS.

- NOTES:
- FORM TEMPORARY WATERING BERM AS CONTINUOUS RING AROUND EDGE OF ROOTBALL.
 - GROUNDCOVER PLANTING NOT SHOWN FOR CLARITY.
 - ROOTBALL SIZES AND SHAPES VARY. VERIFY SIZES AND SHAPES WITH TREE SUPPLIER.
 - SLOPE OF FINISHED GRADE VARIES. SEE GRADING PLANS.

KEY PLAN

THIS DRAWING TO BE PRINTED IN COLOUR.

REVISIONS

NO.	DESCRIPTION	DATE
01	ACFOR READINESS	2025-01-09
02	35% DD SUBMISSION	2025-01-29
03	65% DD SUBMISSION	2025-06-09
04	85% DD SUBMISSION	2025-08-05
05	95% DD SUBMISSION	2025-09-19
06	SITE PLAN CONTROL, RESUBMISSION	2025-01-13
07	95% DD SUBMISSION	2025-09-19

DRAWING STATUS

NOT FOR CONSTRUCTION

DISCREPANCIES MUST BE REPORTED IMMEDIATELY TO THE ARCHITECT BEFORE PROCEEDING. ONLY FIGURED DIMENSIONS ARE TO BE USED. CONTRACTORS MUST CHECK ALL DIMENSIONS ON SITE. THIS DRAWING IS PROTECTED BY COPYRIGHT.

ALL DIMENSIONS ARE SHOWN IN METRIC.

AUTHOR



PROJECT TEAM

DESIGN BUILDER	POLED, A JOINT VENTURE
ARCHITECTURAL	PARSON ARCHITECTS LIMITED ZOOHL LAMARIE PRATTE ARCHITECTES ADAMSON ASSOCIATE ARCHITECTS 888 ARCHITECTS INC.
STRUCTURAL	STEPHENSON ENGINEERING LTD. BOUTHELLETT PARIZEAU INC.
MECHANICAL	HJI ANGIS & ASSOCIATES LTD. CROSBY ENGINEERING LTD.
ELECTRICAL	MELVEY & BIRNAN INTERNATIONAL INC. RSP CANADA INC.
CIVIL	VERTICOS DESIGN INC.
LANDSCAPE	PWP LANDSCAPE ARCHITECTURE
BUILDING CODE	UMDG BUILDING CODE CONSULTANTS LTD.

AUTHOR PROJECT NO.
PCL2301_C

STAMP

DRAWN	CHECKED
SCALE AT 40° x 60°	DATE
AS NOTED	06-JAN-2025
GRAPHIC SCALE	AS NOTED

DRAWING TITLE
PLANTING DETAILS

DRAWING NO.	REV NO.
L27-100	06