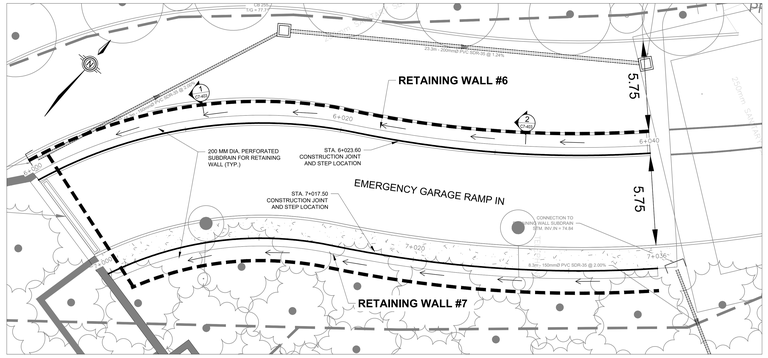

PLAN - RETAINING WALL #6 & #7

1:100

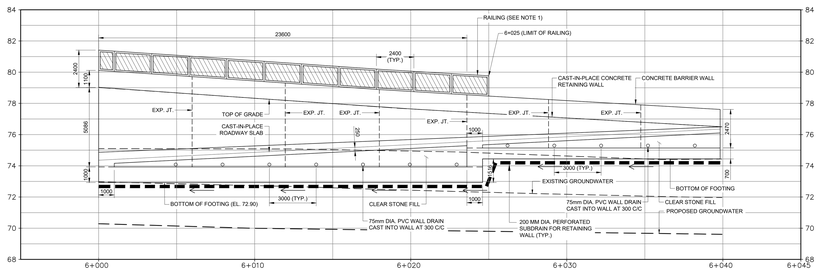

ELEVATION - RETAINING WALL #6

1:100

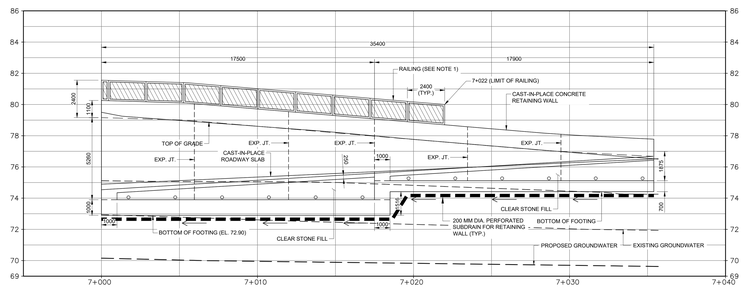

ELEVATION - RETAINING WALL #7

1:100

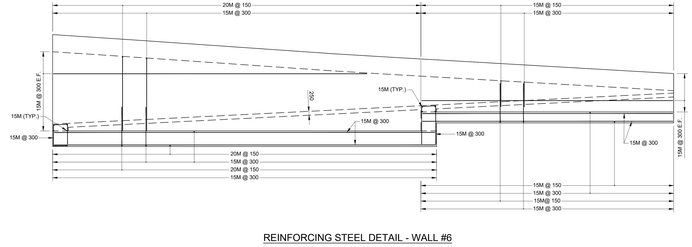

REINFORCING STEEL DETAIL - WALL #6

1:100

NOTES:

1. STAINLESS STEEL RAILING SHOWN ON DRAWING C7-408.
2. TREE PLANTING BEHIND RETAINING WALLS IS NOT PERMITTED WITHIN 2.0M OF THE BACK OF THE WALL. ROOT CONTROL MEASURES (BARRIERS AND/OR BAGS) SHALL BE USED FOR ALL TREE PLANTINGS IN THE VICINITY OF WALLS.
3. INSULATION DIRECTLY BELOW FOOTING TO CONSIST OF H-40 RIGID INSULATION. INSULATION BEYOND FOOTING FOOTPRINT MAY CONSIST OF 5M RIGID INSULATION.

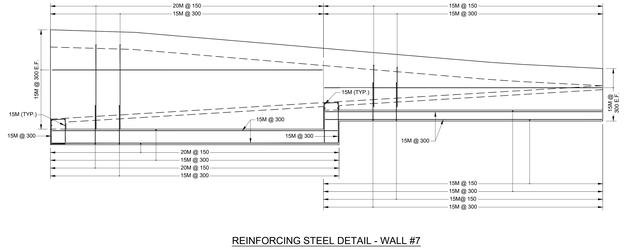

REINFORCING STEEL DETAIL - WALL #7

1:100

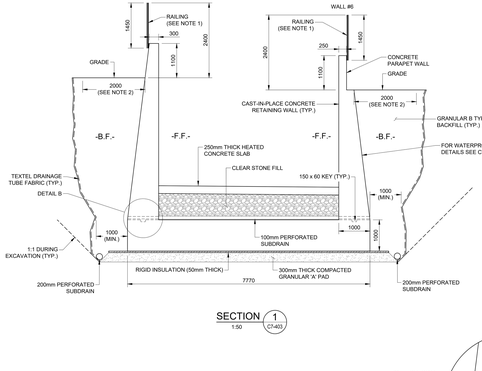

SECTION 1 (C7-403)

1:50

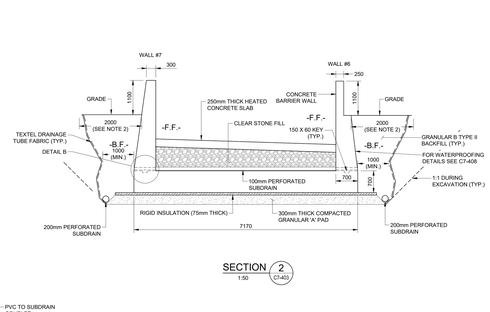

SECTION 2 (C7-403)

1:50

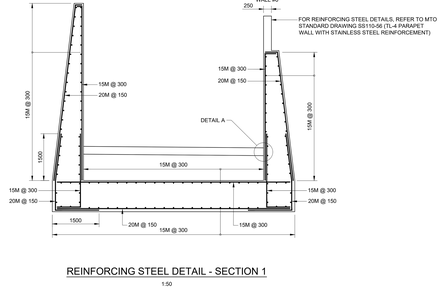

REINFORCING STEEL DETAIL - SECTION 1

1:50

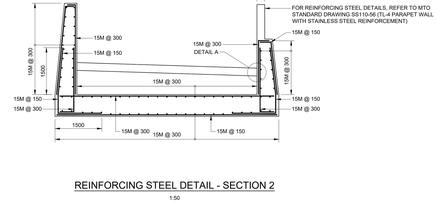

REINFORCING STEEL DETAIL - SECTION 2

1:50

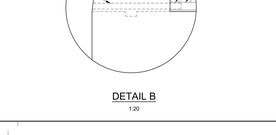

DETAIL B

1:20

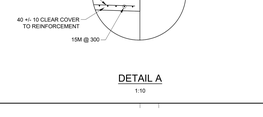

DETAIL A

1:10

PROJECT

THE OTTAWA HOSPITAL NEW CAMPUS DEVELOPMENT - PHASE 4 MAIN HOSPITAL BUILDING

900 CARLING AVE, OTTAWA, ONTARIO

CLIENT

The Ottawa Hospital | L'Hôpital d'Ottawa

Infrastructure Ontario

PCL CONSTRUCTION | EllisDon

CLIENT PROJECT NO.

1070002

KEY PLAN

TRUE NORTH | PROJECT NORTH

NO.	ISSUED	DATE
07	SITE PLAN CONTROL RESUBMISSION	2026-01-12
06	95% DD SUBMISSION	2025-09-19
05	SITE PLAN CONTROL RESUBMISSION	2025-06-05
04	65% DD SUBMISSION	2025-06-05
03	35% DD SUBMISSION	2025-01-28
02	ISSUED FOR AC/PCR READINESS	2025-01-08
01	80% SD SUBMISSION	2024-06-11

REVISIONS

DRAWING STATUS

NOT FOR CONSTRUCTION

DISCREPANCIES MUST BE REPORTED IMMEDIATELY TO THE ARCHITECT BEFORE PROCEEDING. ONLY FIGURED DIMENSIONS ARE TO BE USED. CONTRACTORS MUST CHECK ALL DIMENSIONS ON SITE. THIS DRAWING IS PROTECTED BY COPYRIGHT.

ALL DIMENSIONS ARE SHOWN IN METRIC.

AUTHOR

wsp

PROJECT TEAM

DESIGN-BUILDER PCL/ED, A JOINT VENTURE

ARCHITECTURAL PARKIN ARCHITECTS LIMITED
JODOIN LAMARRE PRATTE ARCHITECTES
ADAMSON ASSOCIATE ARCHITECTS
Stéo ARCHITECTS OTTAWA INC.

STRUCTURAL STEPHENSON ENGINEERING LTD.
BOUTHILLIETTE PARIZEAU INC.

MECHANICAL HH ANGUS & ASSOCIATES LTD.
CROSSEY ENGINEERING LTD.

ELECTRICAL MULVEY & BANANI INTERNATIONAL INC.

CIVIL WSP CANADA INC.

LANDSCAPE VERTECHS DESIGN INC.
PWP LANDSCAPE ARCHITECTURE

BUILDING CODE LMDG BUILDING CODE CONSULTANTS LTD.

AUTHOR PROJECT NO.

CA0027758.0-51

STAMP | STAMP

DRAWING TITLE

RETAINING WALLS #6 & #7

DRAWN	CHECKED
B. NANDLAL	M. THOM
SCALE AT 40" x 60"	DATE
AS SHOWN	2024-02-26

GRAPHIC SCALE

DRAWING NO. **C7-403**

REV NO. **07**

D07-12-22-0168

#18891

PLOT DATE: 9/12/2025 1:43 PM
2025 LASER LINE OUTPUT 1:1 (1 = 1 MM)