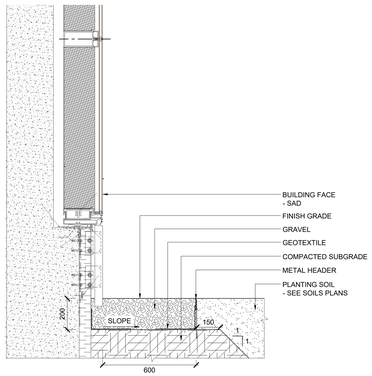


5 GRAVEL MAINTENANCE BAND AT TOWER A CW-02

SCALE 1 : 10 0 100 200 300 400 500mm TYPICAL SECTION

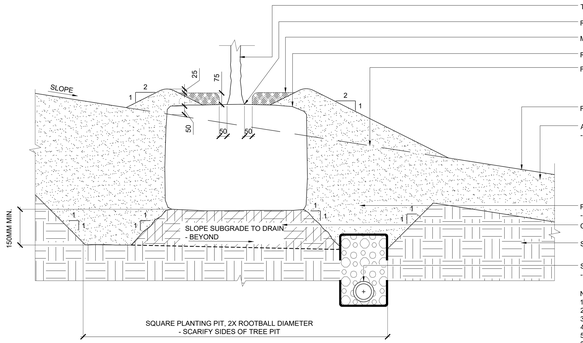


NOTES:
1. FORM TEMPORARY WATERING BERM AS CONTINUOUS RING AROUND EDGE OF ROOTBALL.
2. GROUNDCOVER PLANTING NOT SHOWN FOR CLARITY.
3. ROOTBALL ANCHOR NOT SHOWN FOR CLARITY.
4. ROOTBALL SIZES AND SHAPES VARY. VERIFY SIZES AND SHAPES WITH TREE SUPPLIER.
5. SLOPE OF FINISHED GRADE VARIES, SEE GRADING PLANS.
6. TREE PLANTING TO BE STAKED AS REQUIRED.

2 TREE PLANTING ON SLOPE

SCALE 1 : 10 0 100 200 300 400 500mm SECTION

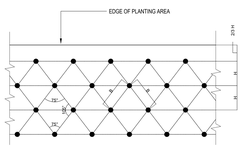


| TRIANGULAR SPACING = B | DISTANCE BETWEEN ROWS = H | TOTAL AREA (SF) PER PLANT |
|---|---|---|
| 6" | 5" | 0.21 |
| 8" | 7" | 0.39 |
| 9" | 8" | 0.50 |
| 10" | 8 1/2" | 0.59 |
| 12" | 10 1/2" | 0.88 |
| 15" | 13" | 1.35 |
| 18" | 15 1/2" | 1.94 |
| 21" | 18" | 2.63 |
| 24" (2') | 21" | 3.50 |
| 30" | 26" | 5.42 |

4 TRIANGULAR PLANTING SPACING DIAGRAM

NTS REFERENCE




NOTES:
1. FORM TEMPORARY WATERING BERM AS CONTINUOUS RING AROUND EDGE OF ROOTBALL.
2. GROUNDCOVER PLANTING NOT SHOWN FOR CLARITY.
3. ROOTBALL SIZES AND SHAPES VARY. VERIFY SIZES AND SHAPES WITH TREE SUPPLIER.
4. SLOPE OF FINISHED GRADE VARIES, SEE GRADING PLANS.
5. TREE PLANTING TO BE STAKED AS REQUIRED.

1 TREE PLANTING

SCALE 1 : 10 0 100 200 300 400 500mm SECTION

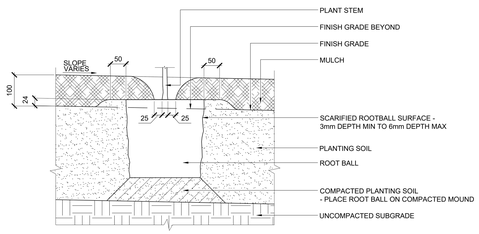


3 SHRUB PLANTING

SCALE 1 : 5 0 50 100 200mm SECTION

**File Number:**
**D07-12-26-0008 (Revision)**
**D07-12-22-0168 (Original)**
**Plan Number: 19424**

PROJECT

**THE OTTAWA HOSPITAL NEW CAMPUS DEVELOPMENT - PHASE 4 MAIN HOSPITAL BUILDING**

900 CARLING AVE, OTTAWA, ONTARIO

CLIENT

The Ottawa Hospital | L'Hôpital d'Ottawa

Infrastructure Ontario

PCL CONSTRUCTION | EllisDon

CLIENT PROJECT NO.

**1070002**

KEY PLAN

THIS DRAWING TO BE PRINTED IN COLOUR

| NO. | ISSUED | DATE |
|---|---|---|
| 08 | SITE PLAN CONTROL RESUBMISSION R2 | 2026-03-27 |
| 07 | DESIGN-BUILD BASELINE SUBMISSION | 2026-03-05 |
| 06 | SITE PLAN CONTROL RESUBMISSION | 2026-01-12 |
| 05 | 95% DD SUBMISSION | 2025-09-19 |
| 04 | SITE PLAN CONTROL RESUBMISSION | 2025-08-05 |
| 03 | 65% DD SUBMISSION | 2025-06-05 |
| 02 | 35% DD SUBMISSION | 2025-01-24 |
| 01 | ACPDR READINESS | 2025-01-09 |

REVISIONS

DRAWING STATUS

**NOT FOR CONSTRUCTION**

DISCREPANCIES MUST BE REPORTED IMMEDIATELY TO THE ARCHITECT BEFORE PROCEEDING.
ONLY FIGURED DIMENSIONS ARE TO BE USED. CONTRACTORS MUST CHECK ALL DIMENSIONS ON SITE. THIS DRAWING IS PROTECTED BY COPYRIGHT.

ALL DIMENSIONS ARE SHOWN IN METRIC.

AUTHOR

PWP

VERTECHS DESIGN landscape architects

PROJECT TEAM

**DESIGN-BUILDER** PCL/EO, A JOINT VENTURE

**ARCHITECTURAL** PARKIN ARCHITECTS LIMITED
JODOIN LAMARRE PRATTE ARCHITECTES
ADAMSON ASSOCIATE ARCHITECTS
IMI ARCHITECTS INC.

**STRUCTURAL** STEPHENSON ENGINEERING LTD.
BOUTHILLETTE PARIZEAU INC.

**MECHANICAL** HH ANGUS & ASSOCIATES LTD.
CROSSEY ENGINEERING LTD.

**ELECTRICAL** MULVEY & BANANI INTERNATIONAL INC.

**CIVIL** WSP CANADA INC.

**LANDSCAPE** VERTECHS DESIGN INC.
PWP LANDSCAPE ARCHITECTURE

**BUILDING CODE** LMDG BUILDING CODE CONSULTANTS LTD.

AUTHOR PROJECT NO.

**PCL2301_C**

STAMP | STAMP

DRAWING TITLE

**PLANTING DETAILS**

DRAWN: -
CHECKED: -
SCALE AT 40" x 65": AS NOTED
DATE: 08-JAN-2025
GRAPHIC SCALE: AS NOTED

DRAWING NO.: **L27-100**
REV NO.: **08**

10166 (40") x 1551 (65") (CUSTOM SHEET SIZE)

PLOT DATE: