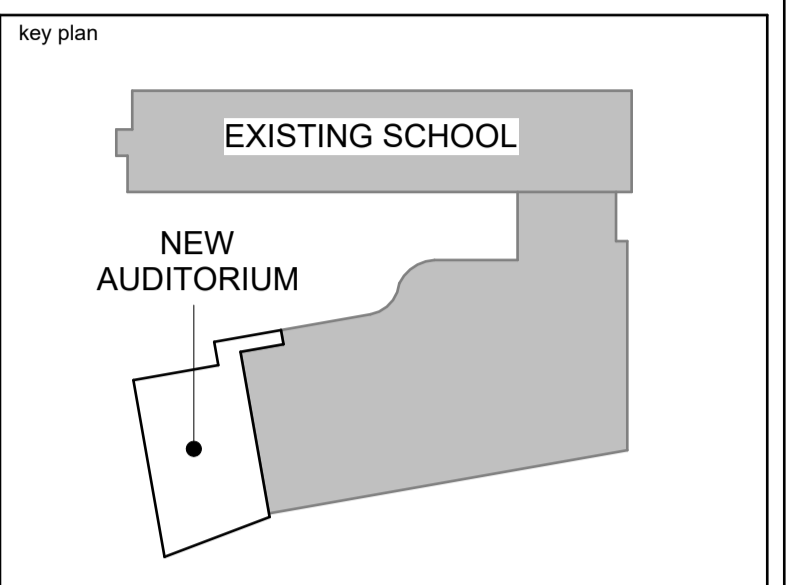


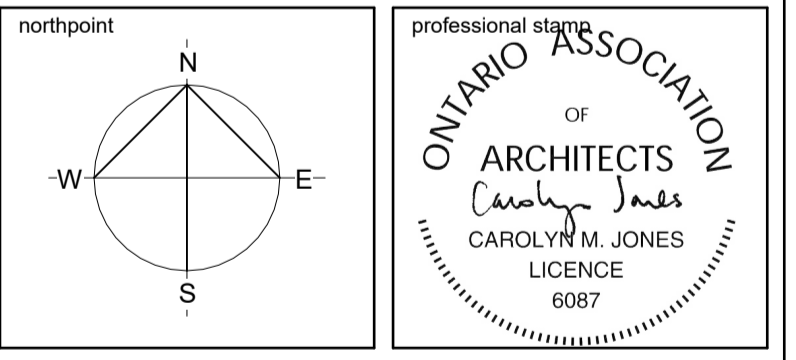
**ALL LEGAL SURVEY INFORMATION
OBTAINED FROM SURVEY PLAN
PREPARED BY : ANNIS, O'SULLIVAN, VOLLEBEKK LTD.,
JOB NO. 19677-17, DATED AUGUST 24TH, 2017
AND OBTAINED FROM UPDATED DRAFT SURVEY PLAN
PREPARED BY : ANNIS, O'SULLIVAN, VOLLEBEKK LTD.,
JOB NO. 25879-25**



no.	date	revision/issue	by
5	March 23, 2026	Reissued for Site Plan Control Application	CJ
4	March 20, 2026	Issued for 99% Review	CJ
3	February 09, 2026	Issued for 66% Review	CJ
2	January 16, 2026	Issued for Site Plan Control Application	CJ
1	December 19, 2025	Issued for 33% Review	CJ

architecture
PROVENCHER ROY
PROVENCHER ROY ASSOCIÉS ARCHITECTES INC. T 613 886 6339
47 Rue Clarence, Suite 440 T 613 886 6339
OTTAWA, ONTARIO, CANADA K1N 9K1 PROVENCHERROY.CA

consultants
JAMES B. LENNOX & ASSOCIATES
LANDSCAPE ARCHITECTS
CUNLIFFE & ASSOCIATES
CONSULTING STRUCTURAL ENGINEERS
LRL
MULTIDISCIPLINARY PROFESSIONAL ENGINEERS



project title
**ESP PIERRE-DE-BLOIS
AUDITORIUM ADDITION**
Project Address 1310 Chapman Mills Drive, Nepean, ON K2J 6L9

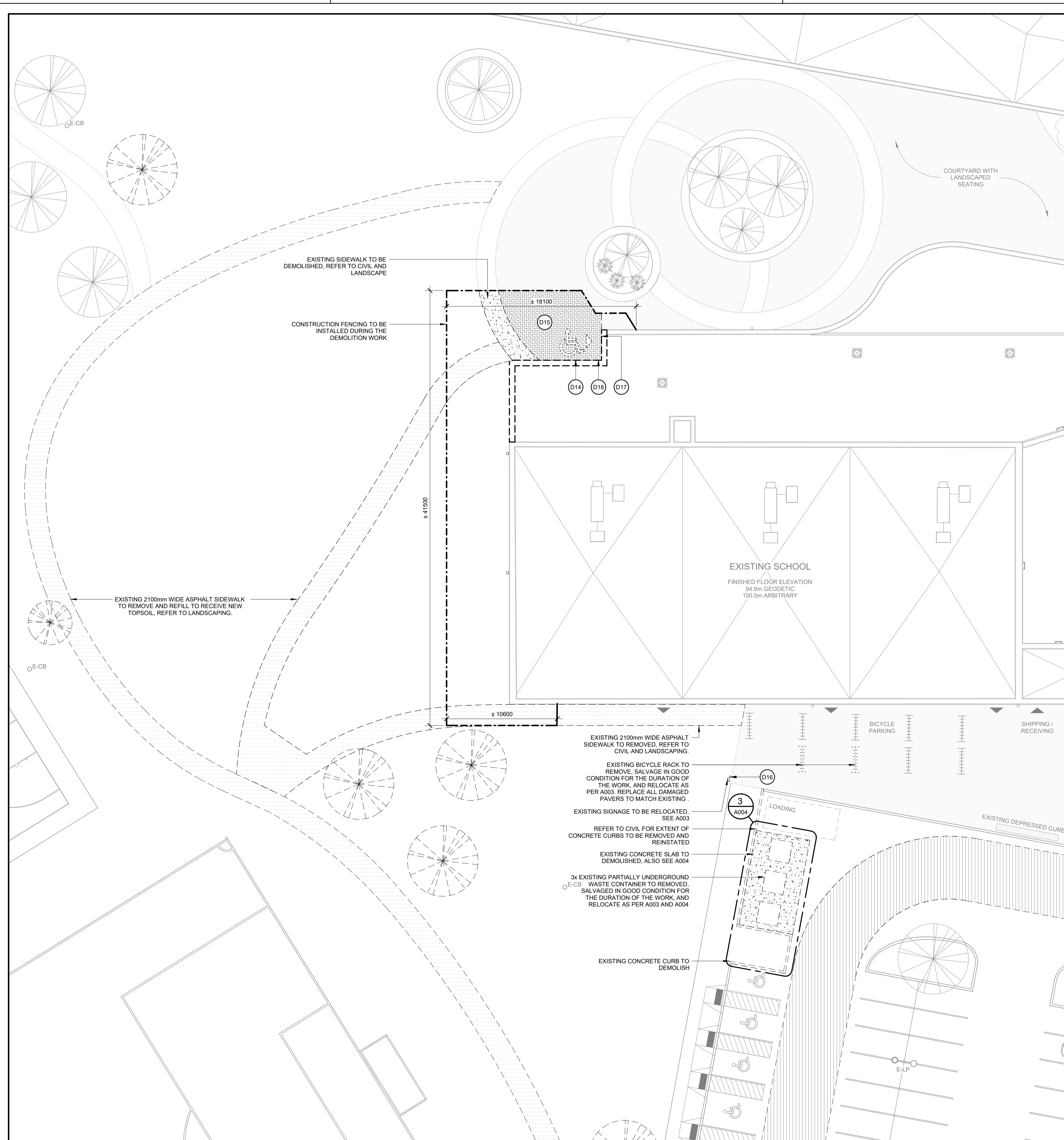
drawing title
**OVERALL SITE PLAN -
NEW WORK**

date	March 20, 2026	job no.	2622
scale	1 : 500	drawing no.	A001
drawn	MG		
approved	PD		
plot date	2026-03-23 11:21:33 AM		

1. DO NOT SCALE FROM THIS DRAWING
2. CONTRACTOR TO VERIFY ALL DIMENSIONS AND NOTIFY THE ARCHITECT OF ANY DISCREPANCIES BEFORE WORK COMMENCES
3. THIS DRAWING TO BE READ IN CONJUNCTION WITH THE FOLLOWING DRAWINGS: STRUCTURAL, MECHANICAL, ELECTRICAL

1 OVERALL SITE PLAN - NEW WORK
A001 1 : 500

D07-12-26-0003



1 SITE PLAN - DEMOLITION
A002 1:200

PROJECT NAME: ESP PIERRE-DE-BLOIS - AUDITORIUM ADDITION
LEGAL DESCRIPTION: PART OF LOTS 14 AND 15 CONCESSION 3 (RIDEAU FRONT) PIN: 045950130 & 04591752
ADDRESS: 1310 CHAPMAN MILLS DRIVE NEPEAN, ON K2J 6L9
AREA OF SITE: 48 578m² (522,890ft²)
EXISTING SCHOOL:
GROSS FLOOR AREA: 8,867m² (95,407ft²)
BUILDING AREA: 4,577m² (49,248ft²)
PROPOSED ADDITION:
GROSS FLOOR AREA: 761m² (8,188ft²)
GROUND FLOOR AREA: 727m² (7,822ft²)
SECOND FLOOR AREA: 34m² (365ft²)
TOTAL AREA:
GROSS FLOOR AREA: 9,628m² (103,597ft²)
BUILDING AREA: 5,304m² (57,071ft²)
LOT COVERAGE: 12.5%

ZONING PROVISION REQUIRED EXISTING / PROVIDED

PARKING, QUEUING AND LOADING PROVISIONS:	REQUIRED	EXISTING / PROVIDED
PARKING RATES	96 Spaces (2/Classroom x 36 Classrooms + 12 Future Portable Classrooms) Table 101, Row N80 (Subject to 2017-303)	91 Standard Spaces 2 Type A Accessible Spaces 3 Type B Accessible Spaces 96 Total Spaces
PARKING SPACE DIMENSIONS	106.(1) (a): 2.6m-2.75m width (b): 5.2m length	2.6m width 5.2m length
aisle & DRIVEWAY	107.(1) (a)(i): 3.0m access lane 107.(1) (c)(i): 6.7m aisle width	3.75m access lane 7.5m aisle width
LOCATION OF PARKING	N/A	Corner side yard parking
LANDSCAPING	110.(1) (a),(b): 15% of parking lot Table 110 (a), (b): 3m buffer width	>20% 8.3m
REFUSE COLLECTION	110.(3) (a): 9m from lot line (c): screened from view	56m from lot line waste stored below grade, screened by soft landscaping
BICYCLE PARKING RATES	Table 111A(d): 100 spaces	100 spaces
LOCATION OF BICYCLE SPACES	111.(3),(4),(6),(7),(9)	yes
BICYCLE SPACE DIMENSIONS	Table 111B(a): 0.6m x 1.8m 111.(9): 1.5m access aisle	0.6m x 1.8m 1.5m access aisle
LOADING SPACE RATES	Table 113A(a): 1 space	1 space
LOADING SPACE DIMENSIONS	Table 113B(a)(i): 6.0m driveway width Table 113B(b)(ii): 5.0m access width Table 113B(c): 3.5m min width Table 113B(d)(i): 7.0m min length Table 113B(f):	7.5m driveway width 7.5m access width 3.5m width 7.0m length yes
ZONING PROVISIONS:	INSTITUTIONAL ZONE 11A[2361]	
ZONE REGULATIONS	Table 170A (a): 15m min lot width (b): 400m ² min lot area (c): 7.5m front yard setback (Along Stranherd Drive) (d): 7.5m rear yard setback (e): 7.5m side yard setback (f): 4.5m corner side yard setback (Along Chapman Mills Drive) (g): 15m max building height	184.08m 48 578m ² >7.5m setback >7.5m setback >7.5m setback >4.5m setback 10m max height

GENERAL NOTES

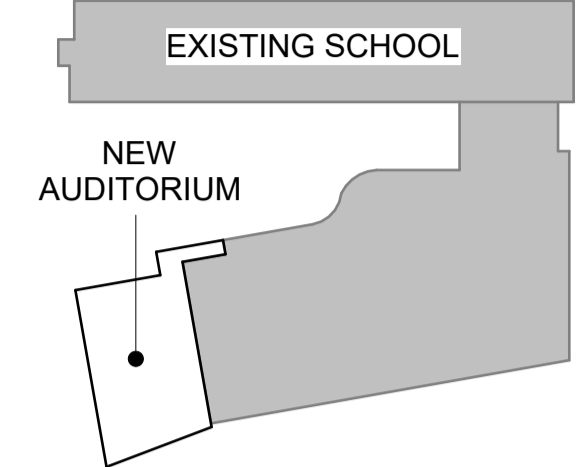
- ALL DIMENSIONS ARE IN MILLIMETERS EXCEPT GRADE, FLOOR ELEVATIONS AND PROPERTY LINE DIMENSIONS (SHOWN IN METERS).
- ALL LEGAL SURVEY INFORMATION OBTAINED FROM SURVEY PLANS PREPARED BY: ANNIS, O'SULLIVAN, VOLLEBEKK LTD, DATED JANUARY 16, 2026
- REFER TO LANDSCAPE DRAWINGS FOR SIDEWALK, CONCRETE CURBS, SOFTHARD LANDSCAPING, AND PAVEMENT MATERIAL PATTERN LAYOUT.
- REFER TO CIVIL DRAWING FOR CATCH BASINS, MANHOLES, SITE SERVICES, SITE GRADING, SURFACE DRAINAGE, ROAD WORK, PAVEMENT, SIDEWALK AND CONCRETE CURBS.
- ELEVATIONS SHOWN ARE REFERRED TO GEODETIC DATUM.
- ALL PARKING SPACES TO HAVE 100mm WIDE PAINTED LINES ON ASPHALT.

SITE PLAN LEGEND - DEMOLITION

	PROPERTY LINE		EXISTING ENTRANCE / EXIT TO REMAIN
	BUILDING SETBACK		EXISTING ENTRANCE TO BE DEMOLISHED AND RELOCATED, ALSO SEE PHASING PLAN
	CONSTRUCTION FENCING		EXISTING UTILITY POLE TO REMAIN
	EXISTING FIRE ROUTE TO REMAIN UNOBSTRUCTED FOR THE DURATION OF THE WORK.		EXISTING FIRE HYDRANT TO REMAIN
	EXISTING PAVERS TO REMAIN		EXISTING MANHOLE / CATCH BASIN TO REMAIN
	EXISTING PAVERS TO BE CAREFULLY REMOVED, SALVAGED AND RELOCATED, REFER TO LANDSCAPING		EXISTING LIGHT POST TO REMAIN
	APPROXIMATE AREA OF EXISTING LIGHT DUTY ASPHALT C/W SUBSTRATE TO BE DEMOLISHED. CONTRACTOR HAS THE RESPONSIBILITY TO PLAN FOR ADDITIONAL DEMOLITION TO ADJUST TO THE NEW WORKS		EXISTING BARRIER-FREE PARKING STALL TO REMAIN
	APPROXIMATE AREA OF CONCRETE PAD C/W SUBSTRATE TO BE DEMOLISHED. CONTRACTOR HAS THE RESPONSIBILITY TO PLAN FOR ADDITIONAL DEMOLITION TO ADJUST TO THE NEW WORKS		EXISTING TREE TO REMAIN
	EXISTING BICYCLE RACK TO REMAIN		EXISTING TREE TO BE RELOCATED, REFER TO LANDSCAPING
			EXISTING BICYCLE RACK TO BE CAREFULLY REMOVED, SALVAGED AND RELOCATED, SEE A001



key plan



KEYNOTE LEGEND

- D14 HOSE BIB CONNECTION TO BE REMOVED AND RELOCATED. REFER TO MECHANICAL.
- D15 AREA OF PAVERS TO BE CAREFULLY REMOVED, SALVAGED AND RELOCATED AS PER LANDSCAPING PLAN.
- D16 EXISTING SIGNAGE TO BE RELOCATED.
- D17 DOOR OPERATOR INFRASTRUCTURE TO BE REMOVED, REFER TO ELECTRICAL.
- D18 CARD READER / DOOR CONTACT TO BE REMOVED, SALVAGED AND RELOCATED. INFRASTRUCTURE FOR INTERCOM TO BE REMOVED. REFER TO ELECTRICAL.

no.	date	revision/issue	by
5	March 23, 2026	Reissued for Site Plan Control Application	CJ
4	March 20, 2026	Issued for 99% Review	CJ
3	February 09, 2026	Issued for 66% Review	CJ
2	January 16, 2026	Issued for Site Plan Control Application	CJ
1	December 19, 2025	Issued for 33% Review	CJ

architecture
PROVENCHER ROY
 PROVENCHER ROY ASSOCIÉS ARCHITECTES INC. T 613 886 6339
 47 Rue Clarence, Suite 440 T 613 886 6339
 OTTAWA, ONTARIO, CANADA K1N 6K1 PROVENCHERROY.CA

consultants
JAMES B. LENNOX & ASSOCIATES
 LANDSCAPE ARCHITECTS
CUNLIFFE & ASSOCIATES
 CONSULTING STRUCTURAL ENGINEERS

professional stamp
LRL
 MULTIDISCIPLINARY PROFESSIONAL ENGINEERS

northpoint

 professional stamp
ONTARIO ASSOCIATION OF ARCHITECTS
 Carolyn Jones
 CAROLYN M. JONES
 LICENCE 6087

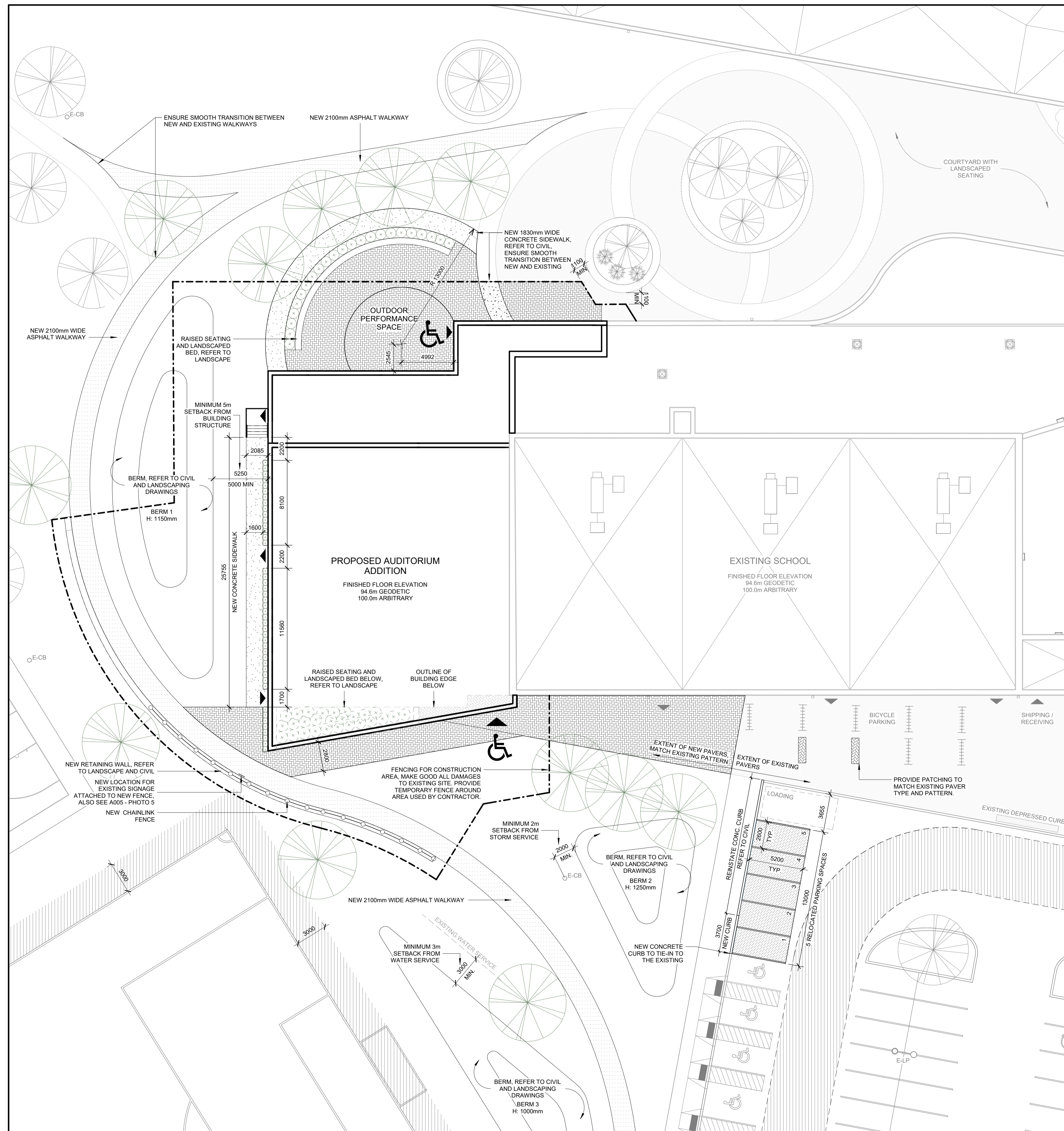
project title
ESP PIERRE-DE-BLOIS AUDITORIUM ADDITION
 Project Address 1310 Chapman Mills Drive, Nepean, ON K2J 6L9

drawing title
SITE PLAN - DEMOLITION

date	March 20, 2026	job no.	2622
scale	As indicated	drawing no.	A002
drawn	MG		
approved	PD		
plot date	2026-03-23 11:21:36 AM		

- DO NOT SCALE FROM THIS DRAWING
- CONTRACTOR TO VERIFY ALL DIMENSIONS AND NOTIFY THE ARCHITECT OF ANY DISCREPANCIES BEFORE WORK COMMENCES
- THIS DRAWING TO BE READ IN CONJUNCTION WITH THE FOLLOWING DRAWINGS: STRUCTURAL, MECHANICAL, ELECTRICAL

D07-12-26-0003



PROJECT NAME: ESP PIERRE-DE-BLOIS - AUDITORIUM ADDITION

LEGAL DESCRIPTION: PART OF LOTS 14 AND 15 CONCESSION 3 (RIDEAU FRONT) PIN: 045950130 & 04591752

ADDRESS: 1310 CHAPMAN MILLS DRIVE NEPEAN, ON K2J 6L9

AREA OF SITE: 48 578m² (522,890ft²)

EXISTING SCHOOL:

GROSS FLOOR AREA: 8,867m² (95,407ft²)
BUILDING AREA: 4,577m² (49,248ft²)

PROPOSED ADDITION:

GROSS FLOOR AREA: 761m² (8,188ft²)
GROUND FLOOR AREA: 727m² (7,822ft²)
SECOND FLOOR AREA: 34m² (365ft²)

TOTAL AREA:

GROSS FLOOR AREA: 9,628m² (103,597ft²)
BUILDING AREA: 5,304m² (57,071ft²)

LOT COVERAGE: 12.5%

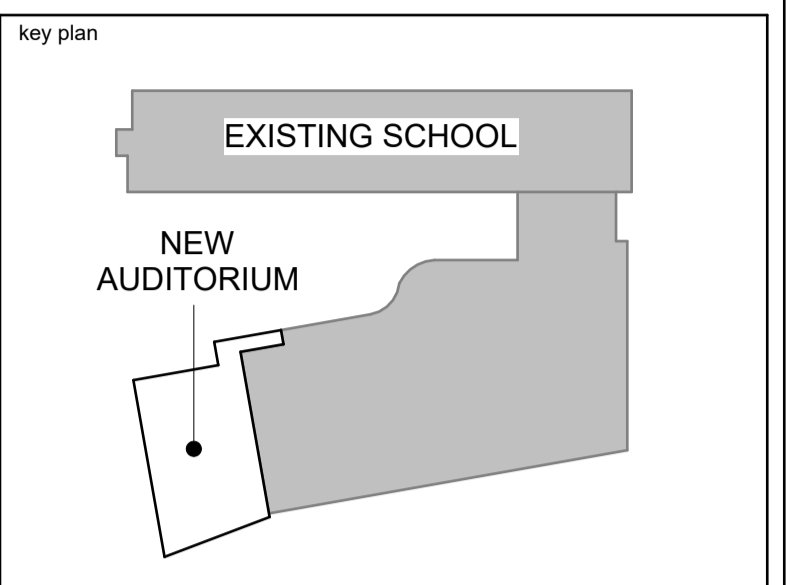
ZONING PROVISION	REQUIRED	EXISTING / PROVIDED
PARKING, QUEUING AND LOADING PROVISIONS:		
PARKING RATES	96 Spaces (2/Classroom x [36 Classrooms + 12 Future Portable Classrooms]) Table 101, Row N80 (Subject to 2017-303)	91 Standard Spaces 2 Type A Accessible Spaces 3 Type B Accessible Spaces 96 Total Spaces
PARKING SPACE DIMENSIONS	106.(1) (a): 2.6m-2.75m width (b): 5.2m length	2.6m width 5.2m length
AISLE & DRIVEWAY	107.(1) (a)(i): 3.0m access lane (c)(i): 6.7m aisle width	3.75m access lane 7.5m aisle width
LOCATION OF PARKING	N/A	Corner side yard parking
LANDSCAPING	110.(1) (a),(b): 15% of parking lot 3m buffer width	>20% 8.3m
REFUSE COLLECTION	110.(3) (a): 9m from lot line (c): screened from view	56m from lot line waste stored below grade, screened by soft landscaping
BICYCLE PARKING RATES	Table 111A(d): 100 spaces	100 spaces
LOCATION OF BICYCLE SPACES	111.(3),(4),(6),(7),(9)	yes
BICYCLE SPACE DIMENSIONS	Table 111B(a): 0.6m x 1.8m 111.(9): 1.5m access aisle	0.6m x 1.8m 1.5m access aisle
LOADING SPACE RATES	Table 113A(a): 1 space	1 space
LOADING SPACE DIMENSIONS	Table 113B(a)(i): 6.0m driveway width Table 113B(b)(i): 5.0m access width Table 113B(c): 3.5m min width Table 113B(d)(i): 7.0m min length Table 113B(f):	7.5m driveway width 7.5m access width 3.5m width 7.0m length yes
ZONING PROVISIONS:		
INSTITUTIONAL ZONE I1A[2361]		
ZONE REGULATIONS	Table 170A (a): 15m min lot width (b): 400m ² min lot area (c): 7.5m front yard setback (Along Strandherd Drive) (d): 7.5m rear yard setback (e): 7.5m side yard setback (f): 4.5m corner side yard setback (Along Chapman Mills Drive) (g): 15m max building height	184.08m 48 578m ² >7.5m setback >7.5m setback >7.5m setback >4.5m setback 10m max height

GENERAL NOTES

- ALL DIMENSIONS ARE IN MILLIMETERS EXCEPT GRADE, FLOOR ELEVATIONS AND PROPERTY LINE DIMENSIONS (SHOWN IN METERS).
- ALL LEGAL SURVEY INFORMATION OBTAINED FROM SURVEY PLANS PREPARED BY: ANNIS, O'SULLIVAN, VOLLEBEKK LTD, DATED JANUARY 16, 2026
- REFER TO LANDSCAPE DRAWINGS FOR SIDEWALK, CONCRETE CURBS, SOFTHARD LANDSCAPING, AND PAVEMENT MATERIAL PATTERN LAYOUT.
- REFER TO CIVIL DRAWING FOR CATCH BASINS, MANHOLES, SITE SERVICES, SITE GRADING, SURFACE DRAINAGE, ROAD WORK, PAVEMENT, SIDEWALK AND CONCRETE CURBS.
- ELEVATIONS SHOWN ARE REFERRED TO GEODETIC DATUM.
- ALL PARKING SPACES TO HAVE 100mm WIDE PAINTED LINES ON ASPHALT.

SITE PLAN LEGEND - NEW WORK

--- (dashed line)	PROPERTY LINE	▲ (triangle)	EXISTING ENTRANCE / EXIT TO REMAIN
- - - (dash-dot line)	BUILDING SETBACK	▲ (triangle)	NEW / RELOCATED ENTRANCE / EXIT, ALSO SEE PHASING PLAN
- - - - (dotted line)	CONSTRUCTION FENCING	○ (circle)	EXISTING UTILITY POLE TO REMAIN
○ (circle)	NEW CHAINLINK FENCE, REFER TO LANDSCAPING	○ (circle)	EXISTING FIRE HYDRANT TO REMAIN
▭ (rectangle)	EXISTING FIRE ROUTE TO REMAIN UNOBSERVED FOR THE DURATION OF THE WORK.	○ (circle)	EXISTING MANHOLE / CATCH BASIN TO REMAIN
▭ (rectangle)	EXISTING PAVERS TO REMAIN	○ (circle)	EXISTING LIGHT POST TO REMAIN
▭ (rectangle)	NEW PAVERS, REFER TO LANDSCAPING	○ (circle)	EXISTING BARRIER-FREE PARKING STALL TO REMAIN
▭ (rectangle)	NEW LIGHT DUTY ASPHALT, REFER TO CIVIL	○ (circle)	EXISTING TREE TO REMAIN
▭ (rectangle)	NEW HEAVY DUTY ASPHALT, REFER TO CIVIL	○ (circle)	NEW / RELOCATED TREE, REFER TO LANDSCAPING
▭ (rectangle)	NEW CONCRETE PAD OR SIDEWALK, REFER TO CIVIL	▭ (rectangle)	EXISTING BICYCLE RACK TO REMAIN
		▭ (rectangle)	NEW OR RELOCATED BICYCLE RACK, REFER TO LANDSCAPING



no.	date	revision/issue	by
5	March 23, 2026	Reissued for Site Plan Control Application	CJ
4	March 20, 2026	Issued for 99% Review	CJ
3	February 09, 2026	Issued for 66% Review	CJ
2	January 16, 2026	Issued for Site Plan Control Application	CJ
1	December 19, 2025	Issued for 33% Review	CJ

PROVENCHER ROY

PROVENCHER ROY ASSOCIÉS ARCHITECTES INC. T 613 886 6339
 47 Rue Clarence, Suite 440 T 613 886 6339
 OTTAWA, ONTARIO, CANADA K1N 9K1 PROVENCHERROY.CA

JAMES B. LENNOX & ASSOCIATES
 LANDSCAPE ARCHITECTS

CUNLIFFE & ASSOCIATES
 CONSULTING STRUCTURAL ENGINEERS

LRL
 MULTIDISCIPLINARY PROFESSIONAL CONSULTANTS

ONTARIO ASSOCIATION OF ARCHITECTS
 Carolyn M. Jones
 CAROLYN M. JONES
 LICENCE 6087

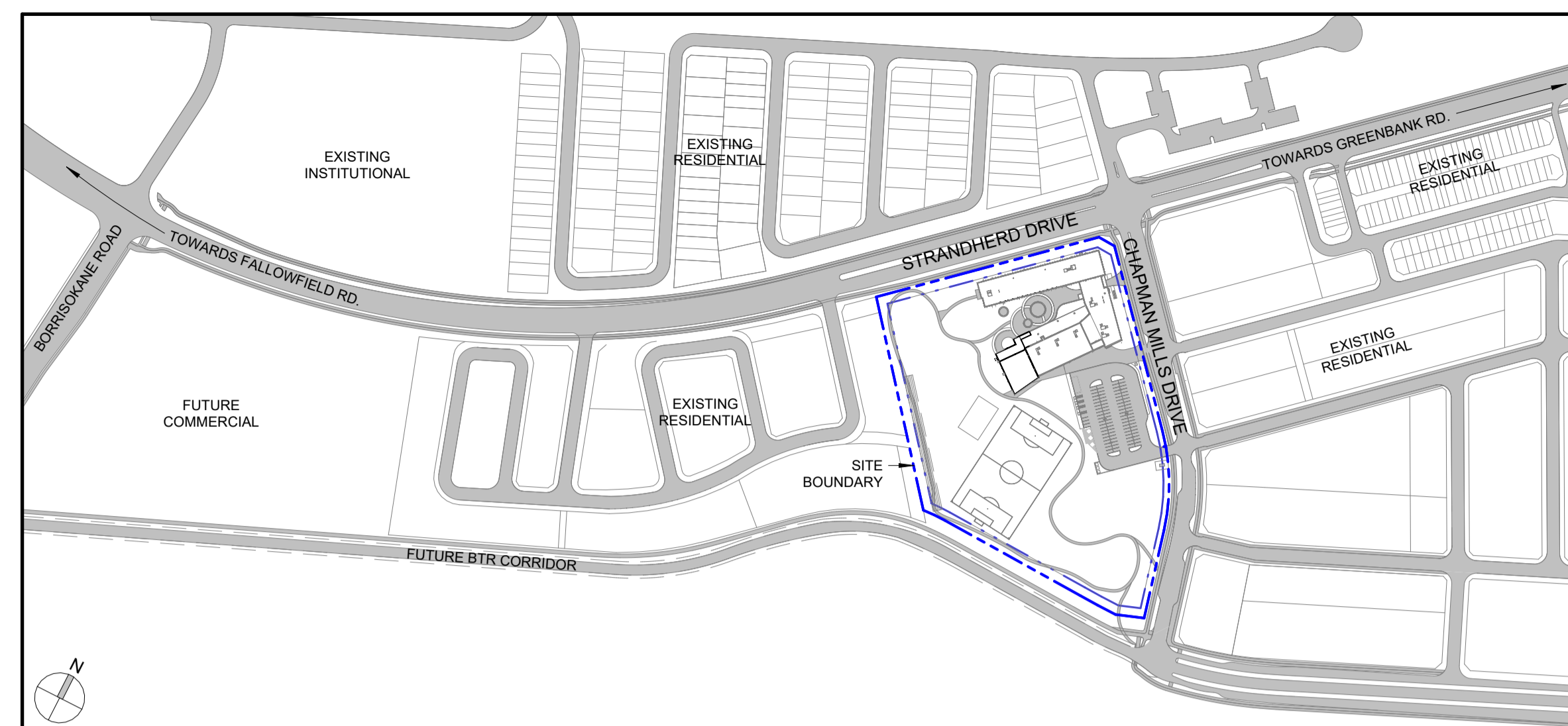
ESP PIERRE-DE-BLOIS AUDITORIUM ADDITION

Project Address 1310 Chapman Mills Drive, Nepean, ON K2J 6L9

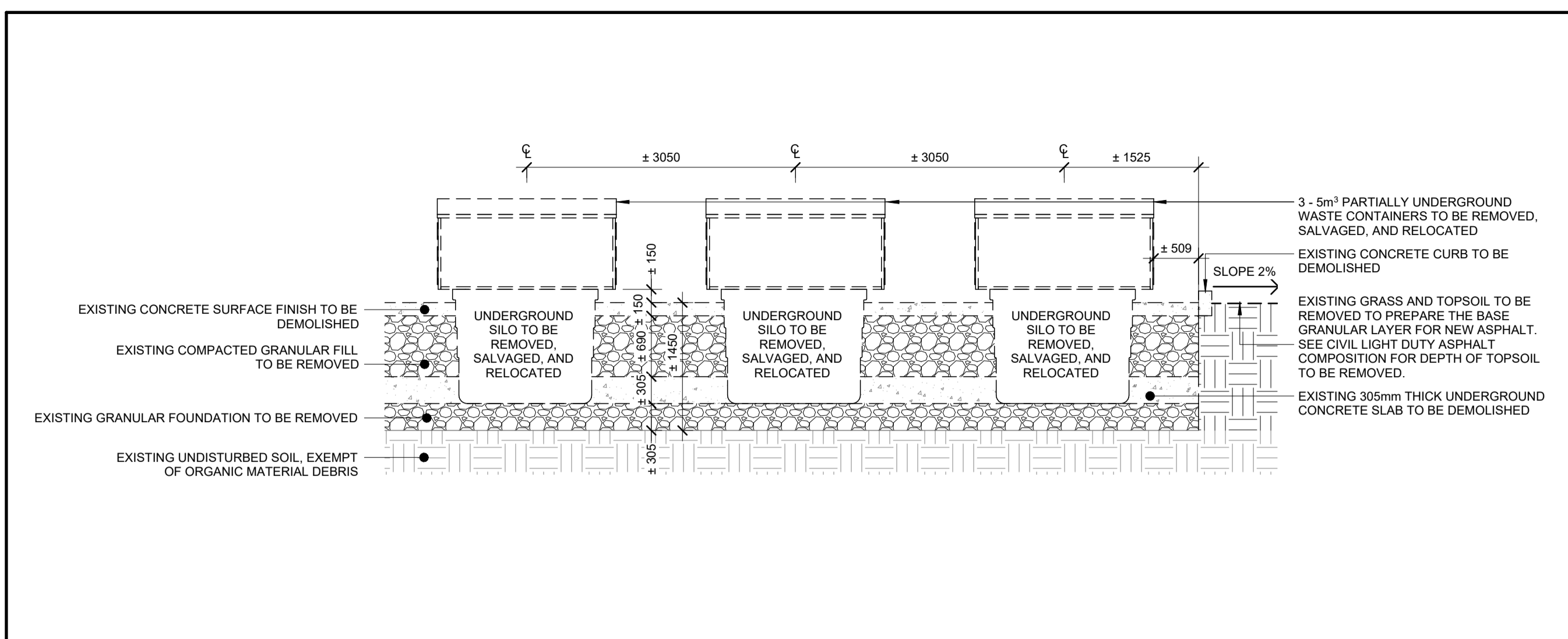
SITE PLAN - NEW WORK

date	March 20, 2026	job. no.	2622
scale	As indicated		
drawn	MG		
approved	PD		
plot date	2026-03-23 11:21:41 AM		

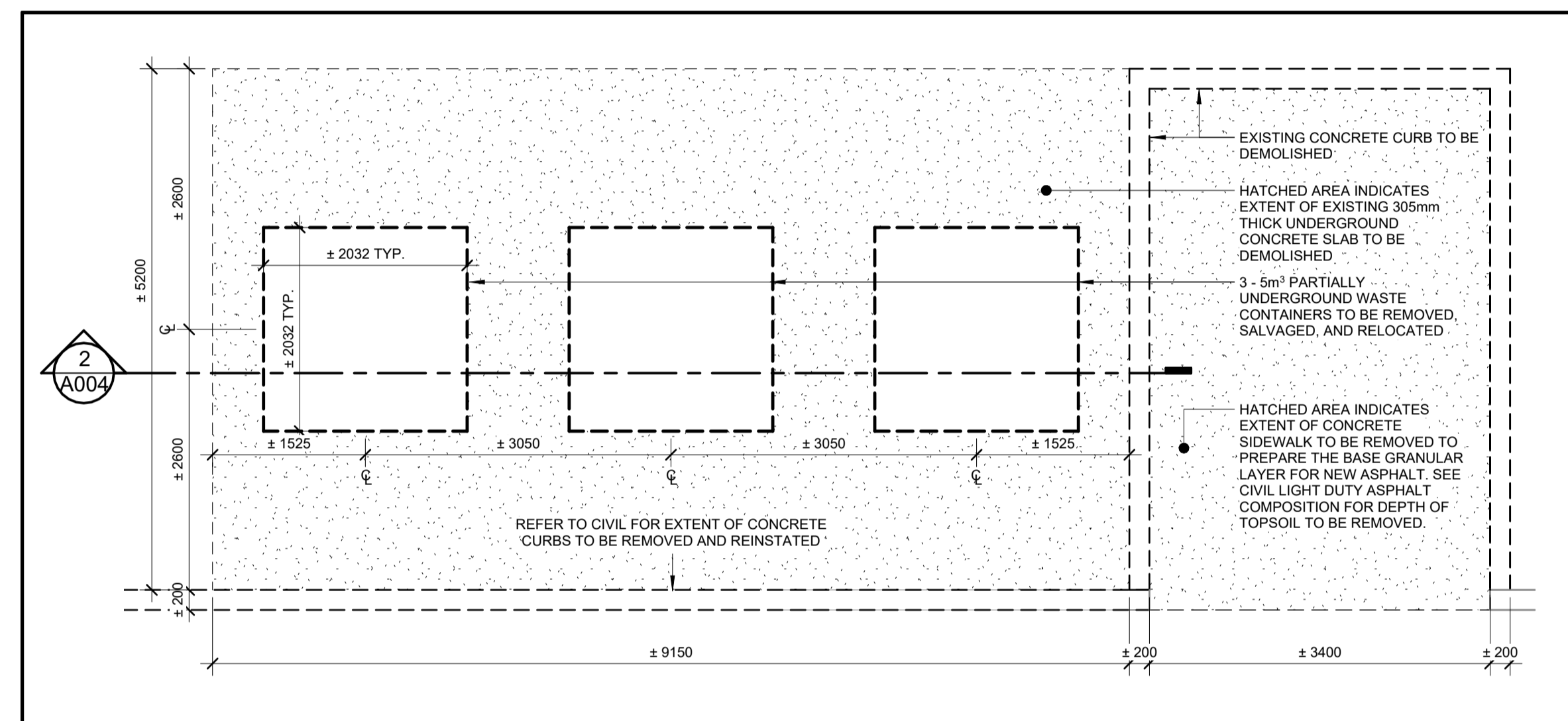
1. DO NOT SCALE FROM THIS DRAWING
 2. CONTRACTOR TO VERIFY ALL DIMENSIONS AND NOTIFY THE ARCHITECT OF ANY DISCREPANCIES BEFORE WORK COMMENCES
 3. THIS DRAWING TO BE READ IN CONJUNCTION WITH THE FOLLOWING DRAWINGS: STRUCTURAL, MECHANICAL, ELECTRICAL



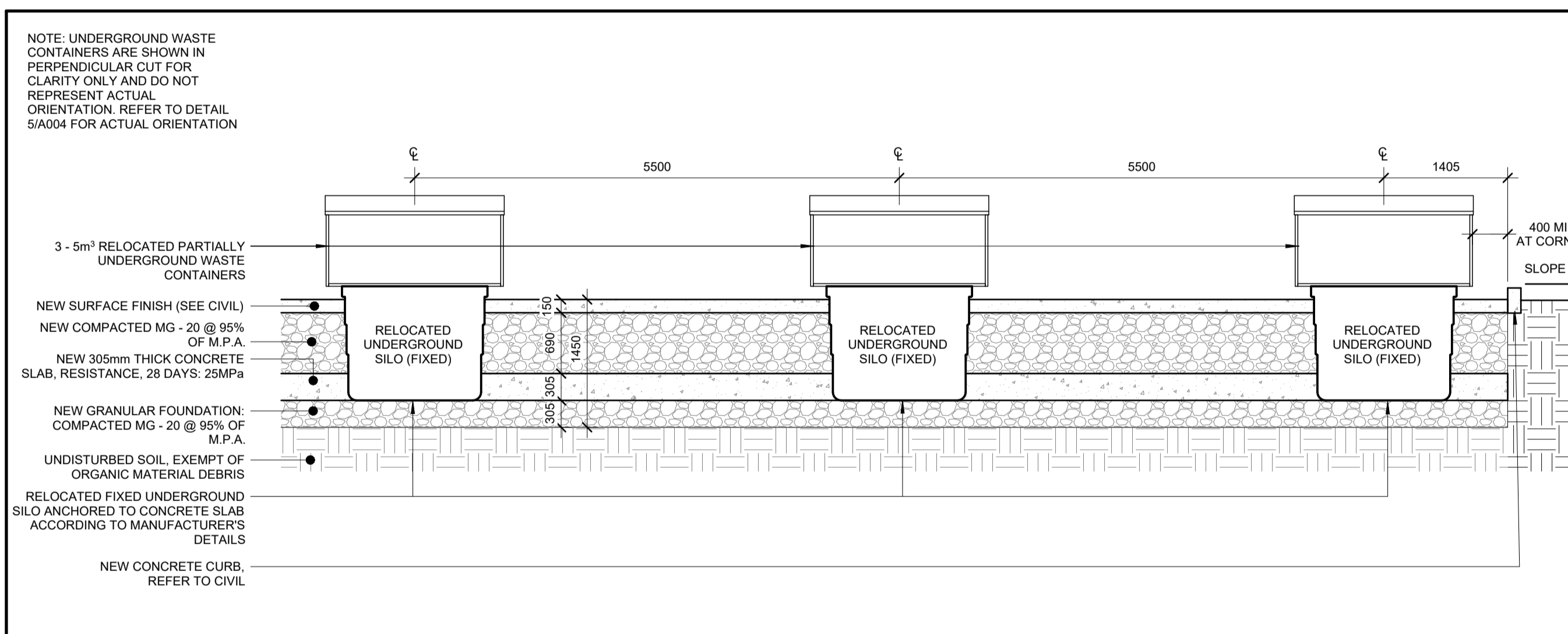
1 LOCATION PLAN
A004 1:4000



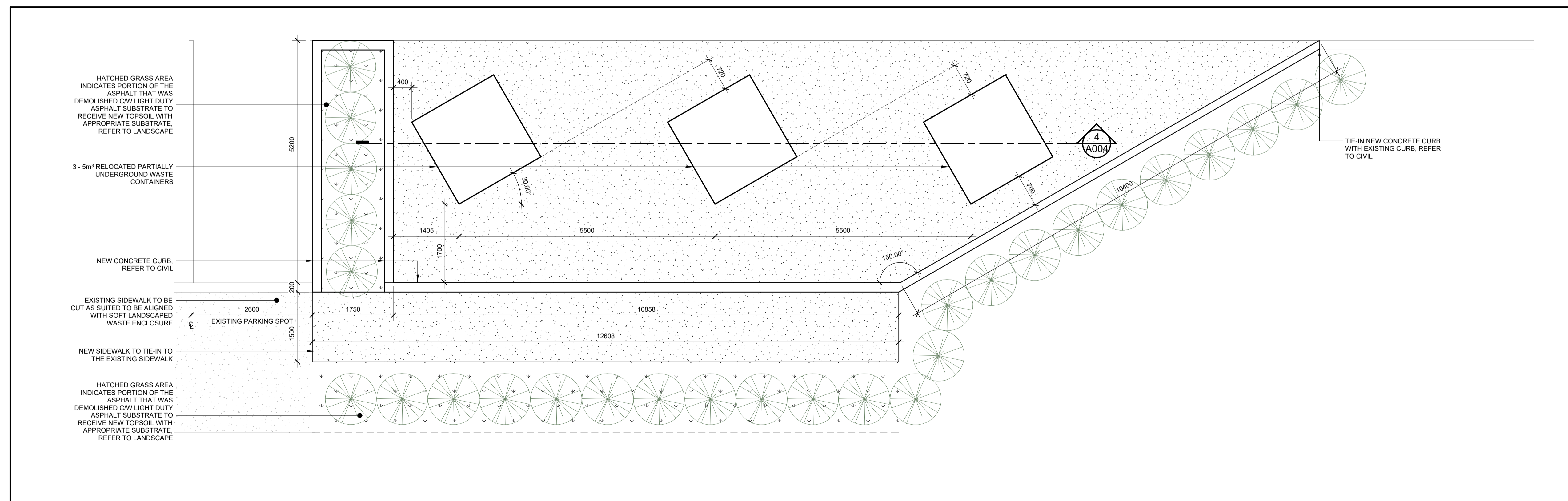
2 WASTE BINS SECTION DETAIL - DEMOLITION
A004 1:50



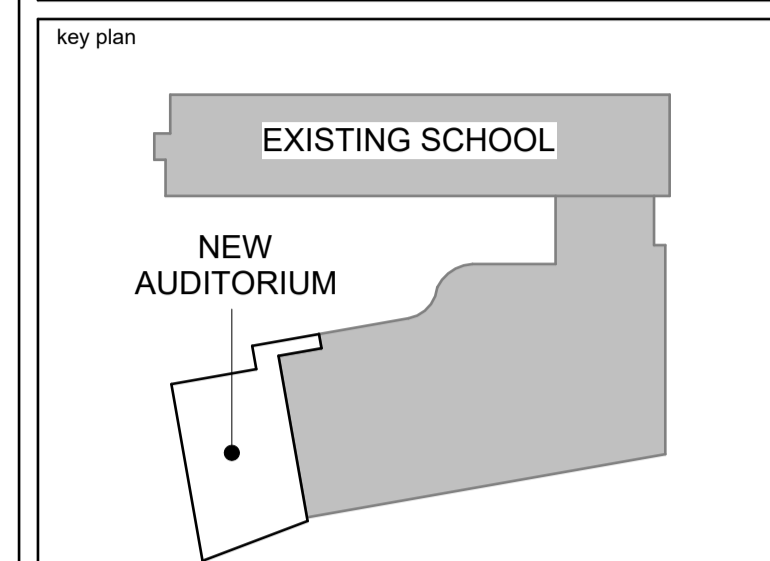
3 WASTE BINS PLAN - DEMOLITION
A004 1:50



4 WASTE BINS SECTION DETAIL - NEW WORK
A004 1:50



5 WASTE BINS PLAN - NEW WORK
A004 1:50



no.	date	revision/issue	by
5	March 23, 2026	Reissued for Site Plan Control Application	CJ
4	March 20, 2026	Issued for 99% Review	CJ
3	February 09, 2026	Issued for 66% Review	CJ
2	January 16, 2026	Issued for Site Plan Control Application	CJ
1	December 19, 2025	Issued for 33% Review	CJ

architecture

PROVENCHER ROY

PROVENCHER ROY ASSOCIÉS ARCHITECTES INC. T 613 886 6339
47 Rue Clarence, Suite 440 T 613 886 6339
OTTAWA, ONTARIO, CANADA K1N 9K1 PROVENCHERROY.CA

consultants

JAMES B. LENNOX & ASSOCIATES
LANDSCAPE ARCHITECTS

CUNLIFFE & ASSOCIATES
CONSULTING STRUCTURAL ENGINEERS

LRL
MULTIDISCIPLINARY PROFESSIONAL ENGINEERS

northpoint

professional stamp
ONTARIO ASSOCIATION OF ARCHITECTS
Carolyn Jones
CAROLYN M. JONES
LICENCE 6087

project title

ESP PIERRE-DE-BLOIS AUDITORIUM ADDITION

Project Address 1310 Chapman Mills Drive, Nepean, ON K2J 6L9

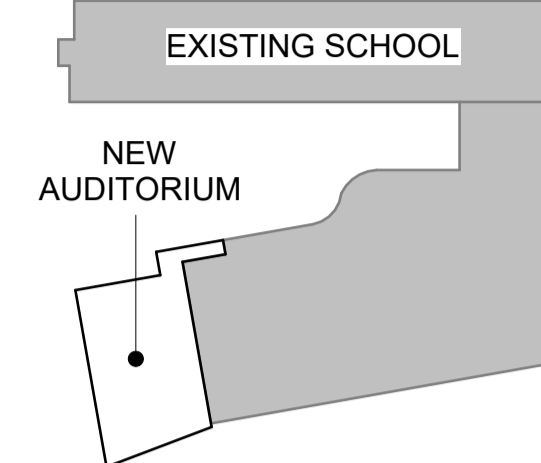
drawing title

LOCATION PLAN AND SITE DETAILS

date	March 20, 2026	job no.	2622
scale	As indicated		
drawn	RL	drawing no.	A004
approved	PD		
plot date	2026-03-23 11:21:48 AM		

1. DO NOT SCALE FROM THIS DRAWING
2. CONTRACTOR TO VERIFY ALL DIMENSIONS AND NOTIFY THE ARCHITECT OF ANY DISCREPANCIES BEFORE WORK COMMENCES
3. THIS DRAWING TO BE READ IN CONJUNCTION WITH THE FOLLOWING DRAWINGS: STRUCTURAL, MECHANICAL, ELECTRICAL

key plan



no.	date	revision/issue	by
5	March 23, 2026	Reissued for Site Plan Control Application	CJ
4	March 20, 2026	Issued for 99% Review	CJ
3	February 09, 2026	Issued for 66% Review	CJ
2	January 16, 2026	Issued for Site Plan Control Application	CJ
1	December 19, 2025	Issued for 33% Review	CJ

architecture

PROVENCHER ROY

PROVENCHER ROY ASSOCIÉS ARCHITECTES INC. T 613 886 6339
47 Rue Clarence, Suite 440 T 613 886 6339
OTTAWA, ONTARIO, CANADA K1N 6K1 PROVENCHEROY.CA

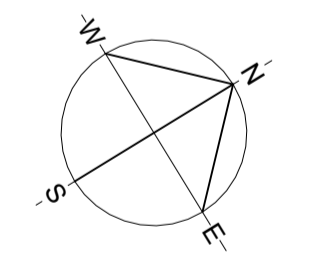
consultants

JAMES B. LENNOX & ASSOCIATES
LANDSCAPE ARCHITECTS

CUNLIFFE & ASSOCIATES
CONSULTING STRUCTURAL ENGINEERS

LRL
MULTIDISCIPLINARY PROFESSIONAL ENGINEERS

northpoint



professional stamp

ONTARIO ASSOCIATION OF ARCHITECTS
Caroline Jones
CAROLYN M. JONES
LICENCE 6087

project title

ESP PIERRE-DE-BLOIS AUDITORIUM ADDITION

Project Address 1310 Chapman Mills Drive, Nepean, ON K2J 6L9



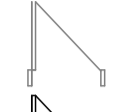
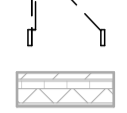
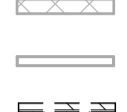






drawing title

GROUND AND MEZZANINE FLOORS - DEMOLITION

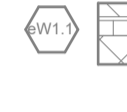
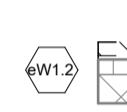

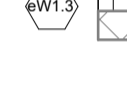
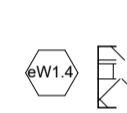


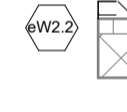




date	March 20, 2026	job no.	2622
scale	As indicated	drawing no.	A100
drawn	RL		
approved	PD		
plot date	2026-03-23 11:21:50 AM		

1. DO NOT SCALE FROM THIS DRAWING
2. CONTRACTOR TO VERIFY ALL DIMENSIONS AND NOTIFY THE ARCHITECT OF ANY DISCREPANCIES BEFORE WORK COMMENCES
3. THIS DRAWING TO BE READ IN CONJUNCTION WITH THE FOLLOWING DRAWINGS: STRUCTURAL, MECHANICAL, ELECTRICAL

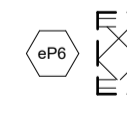


LEGEND - DEMOLITION

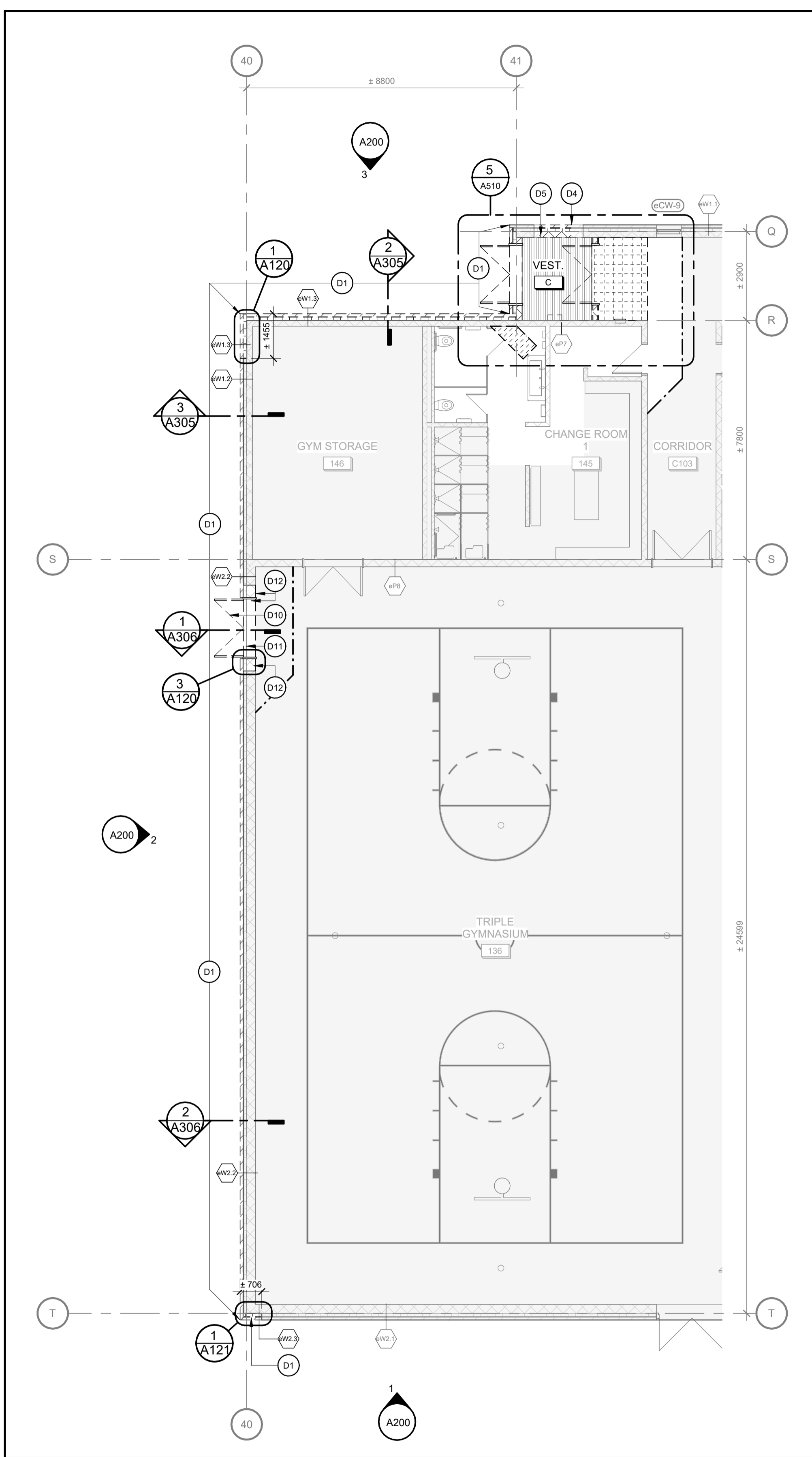
-  ROOMS NOT IN CONTRACT
-  TRENCH EXISTING SLAB-ON-GRADE AS REQUIRED FOR ELECTRICAL AND MECHANICAL WORK. ALSO REFER TO STRUCTURAL. TRENCH TO 610 mm WIDE UNLESS NOTED OTHERWISE. REINSTATE AFTER COMPLETION OF WORK AS PER DETAIL 4/A310. WORK TO BE COMPLETED OUTSIDE OF SCHOOL HOURS (6:30 pm to 6:30 am) AND AT TIMES DIRECTED BY THE SCHOOL BOARD REPRESENTATIVE.
-  EXISTING DOOR AND FRAME TO REMAIN
-  EXISTING DOOR AND HARDWARE TO BE REMOVED AND HANDED OVER TO OWNER. THE DOOR FRAMES CAN BE DISCARDED. REINSTATE ADJACENT GYPSUM PARTITION AFFECTED BY DEMOLITION AS REQUIRED
-  EXISTING EXTERIOR WALLS TO REMAIN
-  EXISTING CONCRETE BLOCK WALLS TO REMAIN
-  EXISTING STUD AND GYPSUM BOARD WALL TO REMAIN
-  EXISTING WALL PARTITION TO BE REMOVED, GENERAL OUTLINE ONLY, ENTIRE AREA TO BE MADE GOOD TO RECEIVE NEW WORK
-  EXISTING GLAZED PARTITION TO REMAIN
-  EXISTING ASSEMBLY TYPE - REFER TO ASSEMBLIES
-  EXISTING ASSEMBLY TYPE TO BE DEMOLISHED- REFER TO ASSEMBLIES
- Name
101 EXISTING ROOM NAME AND NUMBER

EXISTING EXTERIOR WALL ASSEMBLIES

-  **TO REMAIN:**
90mm MASONRY
25mm AIR SPACE
2 LAYERS OF 50mm RIGID STAGGERED INSULATION (R24 MIN.)
SELF ADHERED AIR/VAPOUR BARRIER
190mm CONCRETE BLOCK
-  **TO BE REMOVED:**
90mm MASONRY
25mm AIR SPACE
TO REMAIN:
2 LAYERS OF 50mm RIGID STAGGERED INSULATION (R24 MIN.)
SELF ADHERED AIR/VAPOUR BARRIER
190mm CONCRETE BLOCK
-  **TO BE REMOVED:**
90mm MASONRY
25mm AIR SPACE
TO REMAIN:
2 LAYERS OF 50mm RIGID STAGGERED INSULATION (R24 MIN.)
SELF ADHERED AIR/VAPOUR BARRIER
190mm CONCRETE BLOCK
-  **TO BE REMOVED:**
90mm MASONRY
25mm AIR SPACE
TO REMAIN:
2 LAYERS OF 50mm RIGID STAGGERED INSULATION (R24 MIN.)
SELF ADHERED AIR/VAPOUR BARRIER
190mm CONCRETE BLOCK
-  **TO REMAIN:**
90mm MASONRY (SEE ELEVATIONS FOR TYPE)
25mm AIR SPACE
2 LAYERS OF 50mm RIGID STAGGERED INSULATION (R24 MIN.)
SELF ADHERED AIR/VAPOUR BARRIER
290mm CONCRETE BLOCK
-  **TO BE REMOVED:**
90mm MASONRY
25mm AIR SPACE
TO REMAIN:
2 LAYERS OF 50mm RIGID STAGGERED INSULATION (R24 MIN.)
SELF ADHERED AIR/VAPOUR BARRIER
290mm CONCRETE BLOCK
-  **TO BE REMOVED:**
90mm MASONRY
25mm AIR SPACE
TO REMAIN:
2 LAYERS OF 50mm RIGID STAGGERED INSULATION (R24 MIN.)
SELF ADHERED AIR/VAPOUR BARRIER
290mm CONCRETE BLOCK
-  **TO REMAIN:**
38mm PREFINISHED VERTICAL METAL SIDING
WEATHER BARRIER
178mm HORIZONTAL Z-GIRTS
127mm SEMI-RIGID ROCK WOOL INSULATION (R20 MIN.)
SELF ADHERED AIR/VAPOUR BARRIER
240mm CONCRETE BLOCK
-  **TO REMAIN:**
38mm PREFINISHED VERTICAL METAL SIDING
WEATHER BARRIER
178mm HORIZONTAL Z-GIRTS
127mm SEMI-RIGID ROCK WOOL INSULATION (R20 MIN.)
SELF ADHERED AIR/VAPOUR BARRIER
290mm CONCRETE BLOCK
-  **TO BE REMOVED, SALVAGED, AND REINSTATED WHERE INDICATED:**
TO REMAIN:
38mm PREFINISHED VERTICAL METAL SIDING
WEATHER BARRIER
178mm HORIZONTAL Z-GIRTS
127mm SEMI-RIGID ROCK WOOL INSULATION (R20 MIN.)
SELF ADHERED AIR/VAPOUR BARRIER
290mm CONCRETE BLOCK
-  **TO BE REMOVED:**
38mm PREFINISHED VERTICAL METAL SIDING
WEATHER BARRIER
178mm HORIZONTAL Z-GIRTS
127mm SEMI-RIGID ROCK WOOL INSULATION (R20 MIN.)
SELF ADHERED AIR/VAPOUR BARRIER
290mm CONCRETE BLOCK
-  **TO BE REMOVED:**
38mm PREFINISHED VERTICAL METAL SIDING
WEATHER BARRIER
178mm HORIZONTAL Z-GIRTS
127mm SEMI-RIGID ROCK WOOL INSULATION (R20 MIN.)
SELF ADHERED AIR/VAPOUR BARRIER
290mm CONCRETE BLOCK

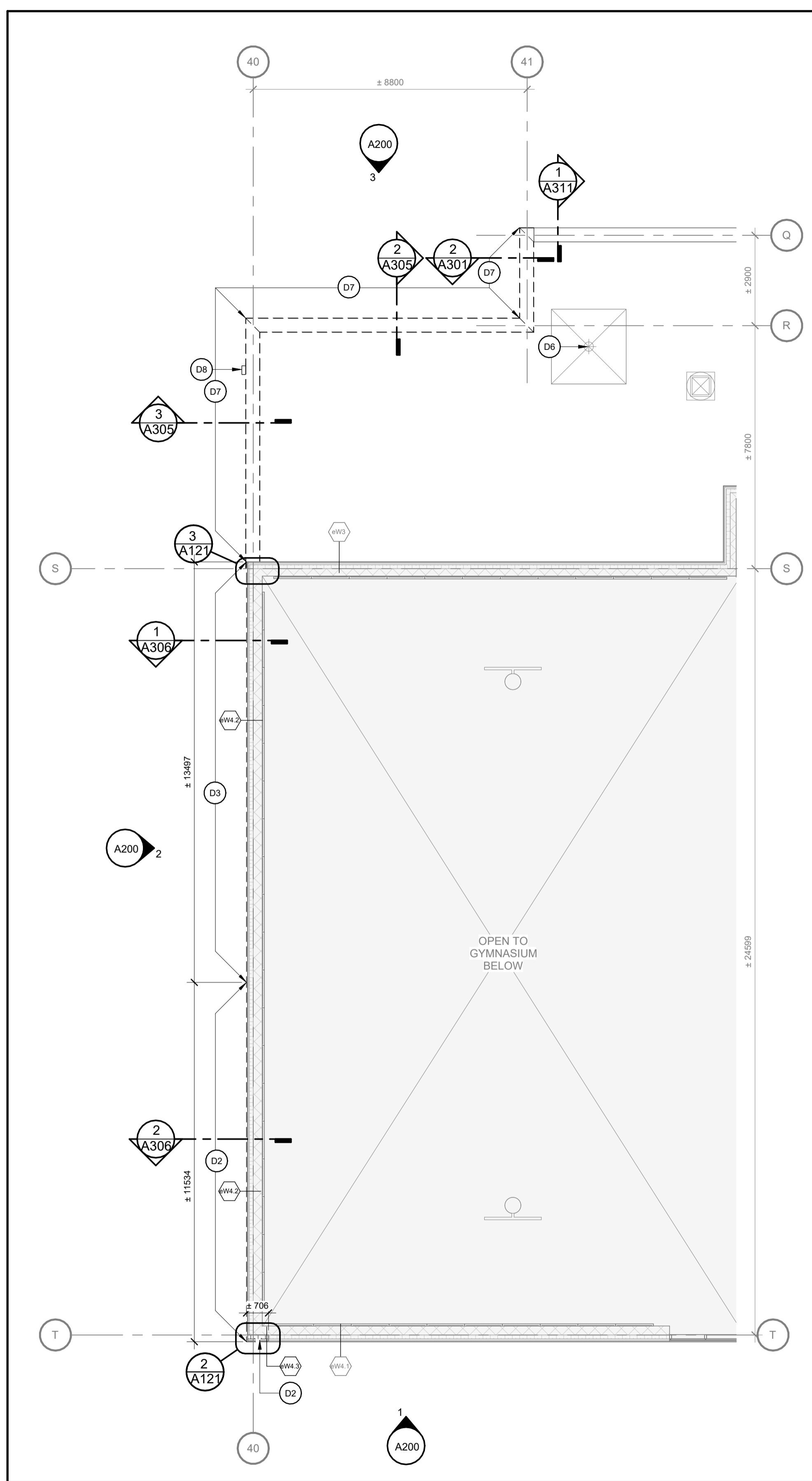
EXISTING INTERIOR WALL ASSEMBLIES

-  **TO BE REMOVED:**
16mm GYPSUM BOARD
22mm FURRING @ 400mm O.C.
140mm CONCRETE BLOCK
22mm FURRING @ 400mm O.C.
16mm GYPSUM BOARD
-  **TO REMAIN:**
190mm CONCRETE BLOCK
-  **TO REMAIN:**
240mm CONCRETE BLOCK



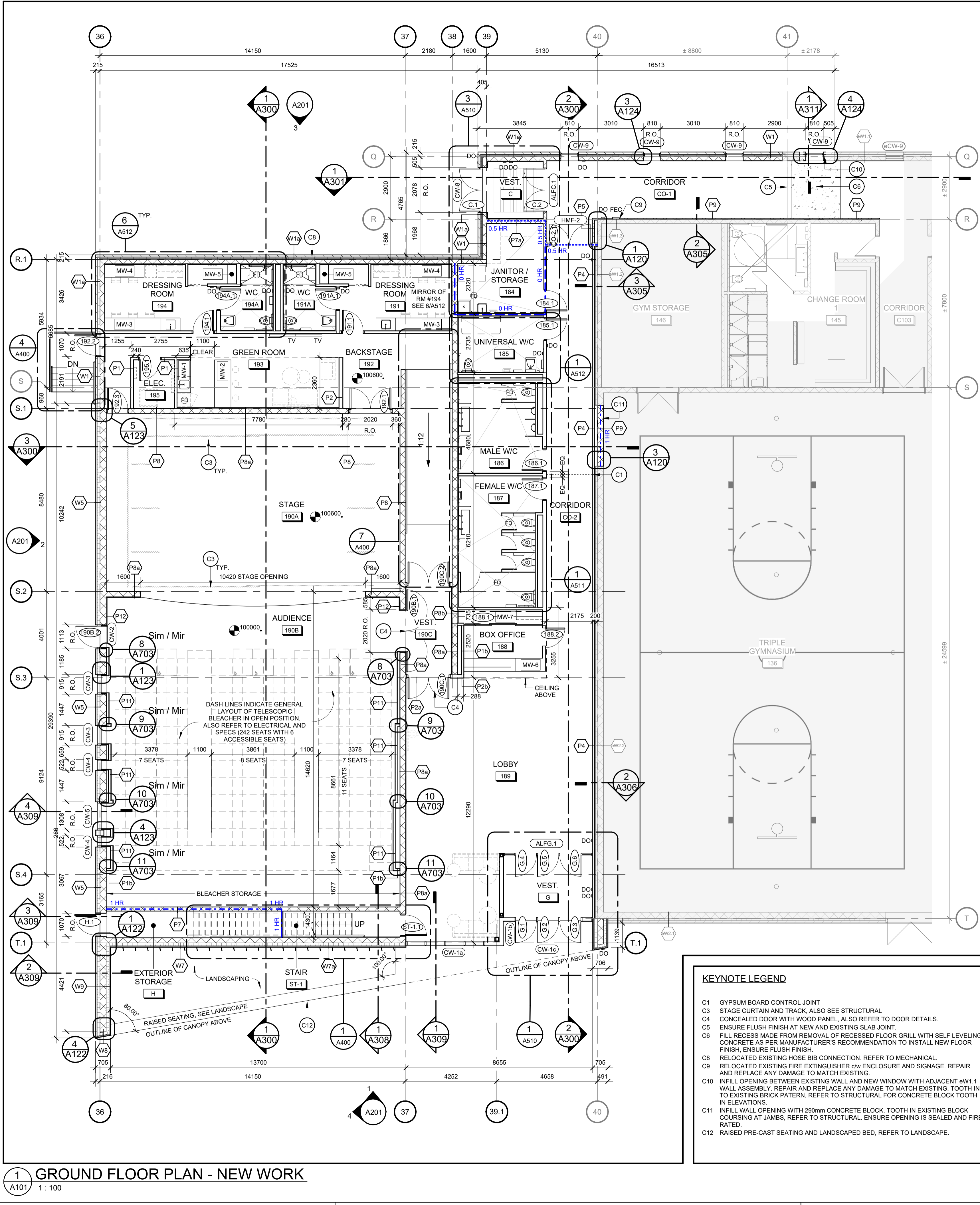
1 GROUND FLOOR PLAN - DEMOLITION
A100 1:100

- KEYNOTE LEGEND**
- D1 PORTION OF BRICK TO BE CAREFULLY REMOVED AND REINSTATED ON NEW EXTERIOR WALLS. DISCARD ANY OF THE STAINED BRICK.
 - D2 PORTION OF EXISTING CLADDING TO BE REMOVED AND REINSTATED. REFER TO A200 BUILDING ELEVATIONS - DEMOLITION.
 - D3 PORTION OF EXISTING CLADDING TO BE REMOVED, CUT, AND REINSTATED. REFER TO A200 BUILDING ELEVATIONS - DEMOLITION.
 - D4 PORTION OF BRICK TO BE CAREFULLY REMOVED, SALVAGED AND REINSTATED TO TEMPORARILY INSERT AN EXIT DOOR. ONCE THE EXIT DOOR IS REMOVED, A NARROWER WINDOW MATCHING THE ADJACENT EXISTING WINDOW DIMENSIONS WILL ULTIMATELY BE INSTALLED. REINSTATE THE SALVAGE BRICK AT THAT MOMENT. DISCARD ANY STAINED BRICK.
 - D5 PORTION OF EXISTING CMU WALL AND WALL ASSEMBLY TO BE DEMOLISHED TO ALLOW FOR INSTALLATION OF TEMPORARY DOOR AND NEW WINDOW AND LINTEL. REFER TO NEW WORK PLANS AND STRUCTURAL DRAWINGS.
 - D6 EXISTING ROOF DRAIN TO REMAIN, PROTECT DURING CONSTRUCTION. REPAIR AND REPLACE ANY DAMAGE TO MATCH EXISTING. REFER TO NEW WORK PLANS AND MECHANICAL DRAWINGS.



2 MEZZANINE FLOOR LEVEL - DEMOLITION
A100 1:100

- KEYNOTE LEGEND**
- D7 EXTERIOR PARAPET CAP FLASHING TO BE REMOVED TO TIE INTO NEW ADDITION.
 - D8 SCUPPER TO BE REMOVED.
 - D10 EXISTING DOOR AND HARDWARE TO BE REMOVED, PATCH AND MAKE GOOD ALL ADJACENT-REMAINING SURFACES INCLUDING WALLS, CEILINGS AND FLOORING. RETURN ALL DOORS AND DOOR HARDWARE TO OWNER, FRAME TO BE DISCARDED.
 - D11 DOOR THRESHOLD TO BE REMOVED AND DISCARDED.
 - D12 PORTION OF RESILIENT WOOD FLOORING AND RUBBER BASE TO BE CUT, REMOVED, AND MADE GOOD TO RECEIVE NEW CMU BLOCK WALL. SEE DETAIL 2/A321.




1 GROUND FLOOR PLAN - NEW WORK
1:100

- ### EXTERIOR WALL ASSEMBLIES
- W1 90mm MASONRY (SEE ELEVATIONS FOR TYPE)
25mm AIR SPACE
2x 50mm RIGID STAGGERED INSULATION (R24 MIN.)
SELF ADHERED AIR/VAPOUR BARRIER
190mm CONCRETE BLOCK (SEE STRUCTURAL FOR REINFORCEMENT)
 - W1a SIMILAR TO W1 BUT ADD:
22mm FURRING @ 400mm O.C.
16mm GYPSUM BOARD
 - W2 38mm PREFINISHED VERTICAL METAL SIDING
178mm HORIZONTAL Z-GIRTS @ 400mm O.C.
2x 89mm SEMI-RIGID ROCK WOOL STAGGERED JOINTS INSULATION (R28 MIN.)
SELF ADHERED AIR/VAPOUR BARRIER
16mm EXTERIOR SHEATHING
152mm STRUCTURAL STEEL STUDS @ 400mm O.C.
16mm GYPSUM BOARD
 - W3 38mm PREFINISHED VERTICAL METAL SIDING
178mm HORIZONTAL Z-GIRTS @ 400mm O.C.
127mm SEMI-RIGID ROCK WOOL INSULATION (R20 MIN.)
SELF ADHERED AIR/VAPOUR BARRIER
190mm CONCRETE BLOCK (SEE STRUCTURAL FOR REINFORCEMENT)
 - W3a SIMILAR TO W3 BUT ADD:
22mm FURRING @ 400mm O.C.
16mm GYPSUM BOARD
 - W4 SIMILAR TO W3 BUT REPLACE 140mm CONCRETE BLOCK WITH:
240mm CONCRETE BLOCK (SEE STRUCTURAL FOR REINFORCEMENT)
 - W4a SIMILAR TO W4 BUT ADD:
22mm FURRING @ 400mm O.C.
16mm GYPSUM BOARD
 - W5 SIMILAR TO W3 BUT REPLACE 190mm CONCRETE BLOCK WITH:
290mm CONCRETE BLOCK (SEE STRUCTURAL FOR REINFORCEMENT)
 - W5a SIMILAR TO W5 BUT ADD:
22mm FURRING @ 400mm O.C.
16mm GYPSUM BOARD
 - W6 ALUMINUM COMPOSITE PANEL SYSTEM
22mm x 20ga. METAL FURRING CHANNELS SPACED AS REQUIRED BY ACM SYSTEM
127mm HORIZONTAL Z-GIRTS @ 400mm O.C.
127mm SEMI-RIGID ROCK WOOL INSULATION (R20 MIN.)
SELF ADHERED AIR/VAPOUR BARRIER
16mm EXTERIOR SHEATHING
152mm STRUCTURAL STEEL STUDS @ 400mm O.C.
16mm EXTERIOR SHEATHING
 - W7 ALUMINUM COMPOSITE PANEL SYSTEM
22mm x 20ga. METAL FURRING CHANNELS SPACED AS REQUIRED BY ACM SYSTEM
127mm HORIZONTAL Z-GIRTS @ 400mm O.C.
127mm SEMI-RIGID ROCK WOOL INSULATION (R20 MIN.)
SELF ADHERED AIR/VAPOUR BARRIER
240mm CONCRETE BLOCK (SEE STRUCTURAL FOR REINFORCEMENT)
 - W7a SIMILAR TO W7 BUT ADD:
22mm FURRING @ 400mm O.C.
16mm GYPSUM BOARD
 - W8 SIMILAR TO W7 BUT REPLACE 240mm CONCRETE BLOCK WITH:
16mm GYPSUM BOARD (SEE STRUCTURAL FOR REINFORCEMENT)
 - W8a SIMILAR TO W8 BUT ADD:
13mm PHENOLIC PANELS
25mm VERTICAL GALVANIZED STEEL HAT SECTION
162mm HORIZONTAL Z-GIRTS
127mm SEMI-RIGID ROCK WOOL INSULATION (R20 MIN.)
SELF ADHERED AIR/VAPOUR BARRIER
 - W8b SIMILAR TO W8 BUT ADD:
13mm PHENOLIC PANELS
25mm VERTICAL GALVANIZED STEEL HAT SECTION
178mm HORIZONTAL Z-GIRTS
127mm SEMI-RIGID ROCK WOOL INSULATION (R20 MIN.)
SELF ADHERED AIR/VAPOUR BARRIER
- ### EXISTING EXTERIOR WALL ASSEMBLIES TO REMAIN
- W1 TO REMAIN:
90mm MASONRY
25mm AIR SPACE
2 LAYERS OF 50mm RIGID STAGGERED INSULATION (R24 MIN.)
SELF ADHERED AIR/VAPOUR BARRIER
190mm CONCRETE BLOCK
 - W1a TO REMAIN:
2 LAYERS OF 50mm RIGID STAGGERED INSULATION (R24 MIN.)
SELF ADHERED AIR/VAPOUR BARRIER
190mm CONCRETE BLOCK
 - W1b TO REMAIN:
190mm CONCRETE BLOCK
 - W2 TO REMAIN:
90mm MASONRY (SEE ELEVATIONS FOR TYPE)
25mm AIR SPACE
2 LAYERS OF 50mm RIGID STAGGERED INSULATION (R24 MIN.)
SELF ADHERED AIR/VAPOUR BARRIER
290mm CONCRETE BLOCK
 - W2a TO REMAIN:
2 LAYERS OF 50mm RIGID STAGGERED INSULATION (R24 MIN.)
SELF ADHERED AIR/VAPOUR BARRIER
290mm CONCRETE BLOCK
 - W3 TO REMAIN:
38mm PREFINISHED VERTICAL METAL SIDING
WEATHER BARRIER
178mm HORIZONTAL Z-GIRTS
127mm SEMI-RIGID ROCK WOOL INSULATION (R20 MIN.)
SELF ADHERED AIR/VAPOUR BARRIER
240mm CONCRETE BLOCK
 - W3a TO REMAIN:
38mm PREFINISHED VERTICAL METAL SIDING
WEATHER BARRIER
178mm HORIZONTAL Z-GIRTS
127mm SEMI-RIGID ROCK WOOL INSULATION (R20 MIN.)
SELF ADHERED AIR/VAPOUR BARRIER
290mm CONCRETE BLOCK
 - W3b TO REMAIN:
38mm PREFINISHED VERTICAL METAL SIDING
WEATHER BARRIER
178mm HORIZONTAL Z-GIRTS
127mm SEMI-RIGID ROCK WOOL INSULATION (R20 MIN.)
SELF ADHERED AIR/VAPOUR BARRIER
290mm CONCRETE BLOCK
 - W3c TO REMAIN:
38mm PREFINISHED VERTICAL METAL SIDING
WEATHER BARRIER
178mm HORIZONTAL Z-GIRTS
127mm SEMI-RIGID ROCK WOOL INSULATION (R20 MIN.)
SELF ADHERED AIR/VAPOUR BARRIER
290mm CONCRETE BLOCK
 - W3d TO REMAIN:
38mm PREFINISHED VERTICAL METAL SIDING
WEATHER BARRIER
178mm HORIZONTAL Z-GIRTS
127mm SEMI-RIGID ROCK WOOL INSULATION (R20 MIN.)
SELF ADHERED AIR/VAPOUR BARRIER
290mm CONCRETE BLOCK
 - W3e TO REMAIN:
38mm PREFINISHED VERTICAL METAL SIDING
WEATHER BARRIER
178mm HORIZONTAL Z-GIRTS
127mm SEMI-RIGID ROCK WOOL INSULATION (R20 MIN.)
SELF ADHERED AIR/VAPOUR BARRIER
290mm CONCRETE BLOCK
 - W3f TO REMAIN:
38mm PREFINISHED VERTICAL METAL SIDING
WEATHER BARRIER
178mm HORIZONTAL Z-GIRTS
127mm SEMI-RIGID ROCK WOOL INSULATION (R20 MIN.)
SELF ADHERED AIR/VAPOUR BARRIER
290mm CONCRETE BLOCK
 - W3g TO REMAIN:
38mm PREFINISHED VERTICAL METAL SIDING
WEATHER BARRIER
178mm HORIZONTAL Z-GIRTS
127mm SEMI-RIGID ROCK WOOL INSULATION (R20 MIN.)
SELF ADHERED AIR/VAPOUR BARRIER
290mm CONCRETE BLOCK
 - W3h TO REMAIN:
38mm PREFINISHED VERTICAL METAL SIDING
WEATHER BARRIER
178mm HORIZONTAL Z-GIRTS
127mm SEMI-RIGID ROCK WOOL INSULATION (R20 MIN.)
SELF ADHERED AIR/VAPOUR BARRIER
290mm CONCRETE BLOCK
 - W3i TO REMAIN:
38mm PREFINISHED VERTICAL METAL SIDING
WEATHER BARRIER
178mm HORIZONTAL Z-GIRTS
127mm SEMI-RIGID ROCK WOOL INSULATION (R20 MIN.)
SELF ADHERED AIR/VAPOUR BARRIER
290mm CONCRETE BLOCK
 - W3j TO REMAIN:
38mm PREFINISHED VERTICAL METAL SIDING
WEATHER BARRIER
178mm HORIZONTAL Z-GIRTS
127mm SEMI-RIGID ROCK WOOL INSULATION (R20 MIN.)
SELF ADHERED AIR/VAPOUR BARRIER
290mm CONCRETE BLOCK
 - W3k TO REMAIN:
38mm PREFINISHED VERTICAL METAL SIDING
WEATHER BARRIER
178mm HORIZONTAL Z-GIRTS
127mm SEMI-RIGID ROCK WOOL INSULATION (R20 MIN.)
SELF ADHERED AIR/VAPOUR BARRIER
290mm CONCRETE BLOCK
 - W3l TO REMAIN:
38mm PREFINISHED VERTICAL METAL SIDING
WEATHER BARRIER
178mm HORIZONTAL Z-GIRTS
127mm SEMI-RIGID ROCK WOOL INSULATION (R20 MIN.)
SELF ADHERED AIR/VAPOUR BARRIER
290mm CONCRETE BLOCK
 - W3m TO REMAIN:
38mm PREFINISHED VERTICAL METAL SIDING
WEATHER BARRIER
178mm HORIZONTAL Z-GIRTS
127mm SEMI-RIGID ROCK WOOL INSULATION (R20 MIN.)
SELF ADHERED AIR/VAPOUR BARRIER
290mm CONCRETE BLOCK
 - W3n TO REMAIN:
38mm PREFINISHED VERTICAL METAL SIDING
WEATHER BARRIER
178mm HORIZONTAL Z-GIRTS
127mm SEMI-RIGID ROCK WOOL INSULATION (R20 MIN.)
SELF ADHERED AIR/VAPOUR BARRIER
290mm CONCRETE BLOCK
 - W3o TO REMAIN:
38mm PREFINISHED VERTICAL METAL SIDING
WEATHER BARRIER
178mm HORIZONTAL Z-GIRTS
127mm SEMI-RIGID ROCK WOOL INSULATION (R20 MIN.)
SELF ADHERED AIR/VAPOUR BARRIER
290mm CONCRETE BLOCK
 - W3p TO REMAIN:
38mm PREFINISHED VERTICAL METAL SIDING
WEATHER BARRIER
178mm HORIZONTAL Z-GIRTS
127mm SEMI-RIGID ROCK WOOL INSULATION (R20 MIN.)
SELF ADHERED AIR/VAPOUR BARRIER
290mm CONCRETE BLOCK
 - W3q TO REMAIN:
38mm PREFINISHED VERTICAL METAL SIDING
WEATHER BARRIER
178mm HORIZONTAL Z-GIRTS
127mm SEMI-RIGID ROCK WOOL INSULATION (R20 MIN.)
SELF ADHERED AIR/VAPOUR BARRIER
290mm CONCRETE BLOCK
 - W3r TO REMAIN:
38mm PREFINISHED VERTICAL METAL SIDING
WEATHER BARRIER
178mm HORIZONTAL Z-GIRTS
127mm SEMI-RIGID ROCK WOOL INSULATION (R20 MIN.)
SELF ADHERED AIR/VAPOUR BARRIER
290mm CONCRETE BLOCK
 - W3s TO REMAIN:
38mm PREFINISHED VERTICAL METAL SIDING
WEATHER BARRIER
178mm HORIZONTAL Z-GIRTS
127mm SEMI-RIGID ROCK WOOL INSULATION (R20 MIN.)
SELF ADHERED AIR/VAPOUR BARRIER
290mm CONCRETE BLOCK
 - W3t TO REMAIN:
38mm PREFINISHED VERTICAL METAL SIDING
WEATHER BARRIER
178mm HORIZONTAL Z-GIRTS
127mm SEMI-RIGID ROCK WOOL INSULATION (R20 MIN.)
SELF ADHERED AIR/VAPOUR BARRIER
290mm CONCRETE BLOCK
 - W3u TO REMAIN:
38mm PREFINISHED VERTICAL METAL SIDING
WEATHER BARRIER
178mm HORIZONTAL Z-GIRTS
127mm SEMI-RIGID ROCK WOOL INSULATION (R20 MIN.)
SELF ADHERED AIR/VAPOUR BARRIER
290mm CONCRETE BLOCK
 - W3v TO REMAIN:
38mm PREFINISHED VERTICAL METAL SIDING
WEATHER BARRIER
178mm HORIZONTAL Z-GIRTS
127mm SEMI-RIGID ROCK WOOL INSULATION (R20 MIN.)
SELF ADHERED AIR/VAPOUR BARRIER
290mm CONCRETE BLOCK
 - W3w TO REMAIN:
38mm PREFINISHED VERTICAL METAL SIDING
WEATHER BARRIER
178mm HORIZONTAL Z-GIRTS
127mm SEMI-RIGID ROCK WOOL INSULATION (R20 MIN.)
SELF ADHERED AIR/VAPOUR BARRIER
290mm CONCRETE BLOCK
 - W3x TO REMAIN:
38mm PREFINISHED VERTICAL METAL SIDING
WEATHER BARRIER
178mm HORIZONTAL Z-GIRTS
127mm SEMI-RIGID ROCK WOOL INSULATION (R20 MIN.)
SELF ADHERED AIR/VAPOUR BARRIER
290mm CONCRETE BLOCK
 - W3y TO REMAIN:
38mm PREFINISHED VERTICAL METAL SIDING
WEATHER BARRIER
178mm HORIZONTAL Z-GIRTS
127mm SEMI-RIGID ROCK WOOL INSULATION (R20 MIN.)
SELF ADHERED AIR/VAPOUR BARRIER
290mm CONCRETE BLOCK
 - W3z TO REMAIN:
38mm PREFINISHED VERTICAL METAL SIDING
WEATHER BARRIER
178mm HORIZONTAL Z-GIRTS
127mm SEMI-RIGID ROCK WOOL INSULATION (R20 MIN.)
SELF ADHERED AIR/VAPOUR BARRIER
290mm CONCRETE BLOCK

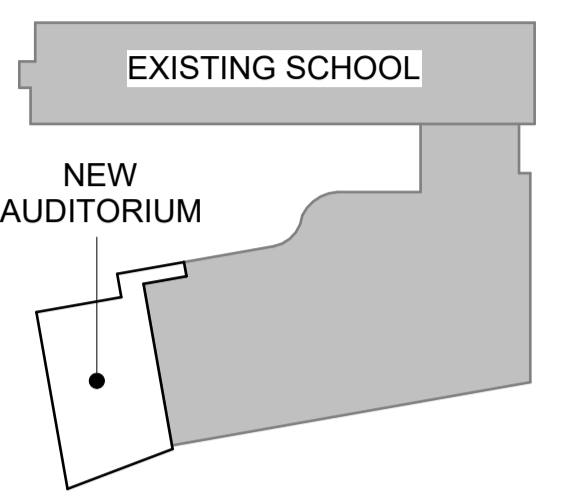
- ### LEGEND - NEW WORK
- NEW DOOR, FRAME, AND HARDWARE. SEE DOOR SCHEDULE
 - EXISTING DOOR AND FRAME TO REMAIN
 - NEW EXTERIOR WALLS
 - EXISTING EXTERIOR WALLS TO REMAIN
 - NEW CONCRETE BLOCK WALLS
 - NEW STUD AND GYPSUM BOARD WALL
 - EXISTING CONCRETE BLOCK WALLS TO REMAIN
 - EXISTING STUD AND GYPSUM BOARD WALL TO REMAIN
 - NEW GLAZED PARTITION TO REMAIN
 - EXISTING GLAZED PARTITION TO REMAIN
 - NEW ASSEMBLY TYPE - REFER TO ASSEMBLIES
 - EXISTING ASSEMBLY TYPE - REFER TO ASSEMBLIES
 - NEW DOOR NUMBER - REFER TO DOOR SCHEDULE
 - NEW ROOM NAME AND NUMBER
 - EXISTING ROOM NAME AND NUMBER
 - NEW CURTAIN WALL / ALUMINUM FRAMES - SEE A210s SERIES FOR CURTAIN WALL AND ALUMINUM FRAMES
 - NEW MILLWORK NUMBER - SEE A700 SERIES
 - KEYNOTE - SEE KEYNOTE LEGEND
 - NEW POWER DOOR OPERATOR - SEE DOOR SCHEDULE & ELECTRICAL
 - NEW FLOOR DRAIN - SEE MECHANICAL
 - NEW WALL MOUNTED TV. TYPICAL DIMENSION OF 55 IN. DIAGONALLY. PROVIDE A 610x1220mm 19mm THICK PLYWOOD BACKING BETWEEN METAL STUDS. INSTALLED IN THE SAME ORIENTATION AS THE TV. EXACT LOCATION TO BE CONFIRMED ON SITE WITH THE OWNER.
 - NEW WALL MOUNTED ACOUSTIC PANEL
 - NEW WALL MOUNTED MIRROR
 - NEW FURNITURE N.I.C.
 - NEW OR RELOCATED RECESSED FIRE EXTINGUISHER CABINET. SEE MECHANICAL
 - ROOMS NOT IN CONTRACT

- ### INTERIOR WALL ASSEMBLIES
- NOTE: FIRE RESISTANCE RATINGS INDICATED BELOW REFLECT ULC DESIGN RATING. FOR MINIMUM FRR REQUIREMENT OF INDIVIDUAL WALLS, REFER TO LIFE SAFETY PLANS (A015).
- P1 FRR-1 HR STC-40
16mm GYPSUM BOARD
92mm STEEL STUDS @ 400mm O.C.
16mm GYPSUM BOARD
 - P1a FRR-1 HR STC-51
16mm GYPSUM BOARD
92mm STEEL STUDS @ 400mm O.C.
16mm GYPSUM BOARD
 - P1b FRR-1 HR STC-56
16mm GYPSUM BOARD
92mm STEEL STUDS @ 400mm O.C.
16mm GYPSUM BOARD
 - P1c FRR-1 HR STC-51
16mm GYPSUM BOARD
92mm STEEL STUDS @ 400mm O.C.
16mm GYPSUM BOARD
 - P1d FRR-1 HR STC-40
16mm GYPSUM BOARD
92mm STEEL STUDS @ 400mm O.C.
16mm GYPSUM BOARD
 - P1e FRR-1 HR STC-51
16mm GYPSUM BOARD
92mm STEEL STUDS @ 400mm O.C.
16mm GYPSUM BOARD
 - P1f FRR-1 HR STC-40
16mm GYPSUM BOARD
92mm STEEL STUDS @ 400mm O.C.
16mm GYPSUM BOARD
 - P1g FRR-1 HR STC-51
16mm GYPSUM BOARD
92mm STEEL STUDS @ 400mm O.C.
16mm GYPSUM BOARD
 - P1h FRR-1 HR STC-56
16mm GYPSUM BOARD
92mm STEEL STUDS @ 400mm O.C.
16mm GYPSUM BOARD
 - P1i FRR-1 HR STC-51
16mm GYPSUM BOARD
92mm STEEL STUDS @ 400mm O.C.
16mm GYPSUM BOARD
 - P1j FRR-1 HR STC-40
16mm GYPSUM BOARD
92mm STEEL STUDS @ 400mm O.C.
16mm GYPSUM BOARD
 - P1k FRR-1 HR STC-51
16mm GYPSUM BOARD
92mm STEEL STUDS @ 400mm O.C.
16mm GYPSUM BOARD
 - P1l FRR-1 HR STC-56
16mm GYPSUM BOARD
92mm STEEL STUDS @ 400mm O.C.
16mm GYPSUM BOARD
 - P1m FRR-1 HR STC-51
16mm GYPSUM BOARD
92mm STEEL STUDS @ 400mm O.C.
16mm GYPSUM BOARD
 - P1n FRR-1 HR STC-40
16mm GYPSUM BOARD
92mm STEEL STUDS @ 400mm O.C.
16mm GYPSUM BOARD
 - P1o FRR-1 HR STC-51
16mm GYPSUM BOARD
92mm STEEL STUDS @ 400mm O.C.
16mm GYPSUM BOARD
 - P1p FRR-1 HR STC-56
16mm GYPSUM BOARD
92mm STEEL STUDS @ 400mm O.C.
16mm GYPSUM BOARD
 - P1q FRR-1 HR STC-51
16mm GYPSUM BOARD
92mm STEEL STUDS @ 400mm O.C.
16mm GYPSUM BOARD
 - P1r FRR-1 HR STC-40
16mm GYPSUM BOARD
92mm STEEL STUDS @ 400mm O.C.
16mm GYPSUM BOARD
 - P1s FRR-1 HR STC-51
16mm GYPSUM BOARD
92mm STEEL STUDS @ 400mm O.C.
16mm GYPSUM BOARD
 - P1t FRR-1 HR STC-56
16mm GYPSUM BOARD
92mm STEEL STUDS @ 400mm O.C.
16mm GYPSUM BOARD
 - P1u FRR-1 HR STC-51
16mm GYPSUM BOARD
92mm STEEL STUDS @ 400mm O.C.
16mm GYPSUM BOARD
 - P1v FRR-1 HR STC-40
16mm GYPSUM BOARD
92mm STEEL STUDS @ 400mm O.C.
16mm GYPSUM BOARD
 - P1w FRR-1 HR STC-51
16mm GYPSUM BOARD
92mm STEEL STUDS @ 400mm O.C.
16mm GYPSUM BOARD
 - P1x FRR-1 HR STC-56
16mm GYPSUM BOARD
92mm STEEL STUDS @ 400mm O.C.
16mm GYPSUM BOARD
 - P1y FRR-1 HR STC-51
16mm GYPSUM BOARD
92mm STEEL STUDS @ 400mm O.C.
16mm GYPSUM BOARD
 - P1z FRR-1 HR STC-40
16mm GYPSUM BOARD
92mm STEEL STUDS @ 400mm O.C.
16mm GYPSUM BOARD



Conseil des écoles publiques de l'Est de l'Ontario
Conseil des écoles publiques de l'Est de l'Ontario

key plan



no.	date	revision/issue	by
5	March 23, 2026	Reissued for Site Plan Control Application	CJ
4	March 20, 2026	Issued for 99% Review	CJ
3	February 09, 2026	Issued for 66% Review	CJ
2	January 16, 2026	Issued for Site Plan Control Application	CJ
1	December 19, 2025	Issued for 33% Review	CJ

architecture

PROVENCHER ROY

PROVENCHER ROY ASSOCIÉS ARCHITECTES INC. T 613 886 6339
47 Rue Clarence, Suite 440 T 613 886 6339
OTTAWA, ONTARIO, CANADA K1N 9K1 PROVENCHERROY.CA

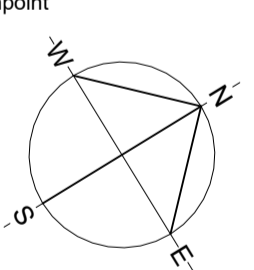
consultants

JAMES B. LENNOX & ASSOCIATES
LANDSCAPE ARCHITECTS

CUNLIFFE & ASSOCIATES
CONSULTING STRUCTURAL ENGINEERS

LRL
MULTIDISCIPLINARY PROFESSIONAL CONSULTANTS

northpoint



professional stamp

ONTARIO ASSOCIATION OF ARCHITECTS
CAROLYN M. JONES
LICENCE 6087

project title

ESP PIERRE-DE-BLOIS AUDITORIUM ADDITION

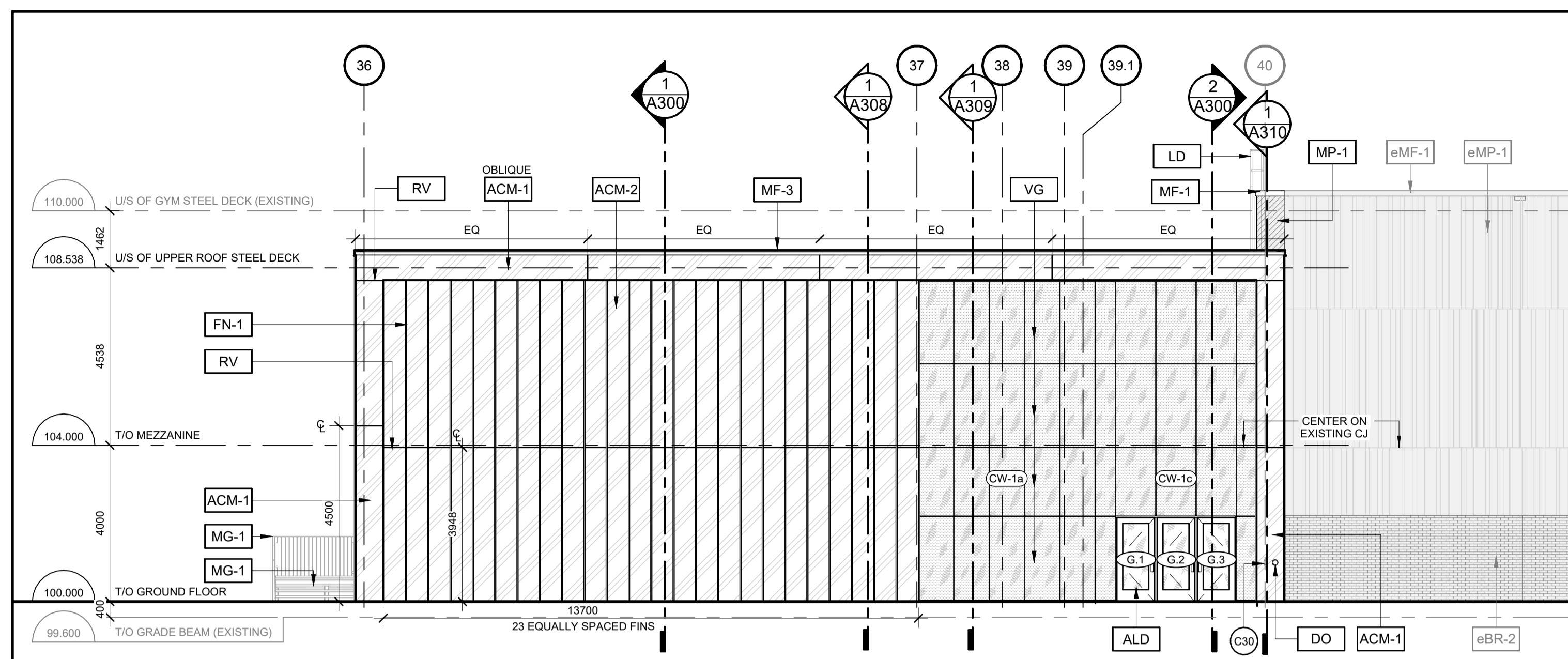
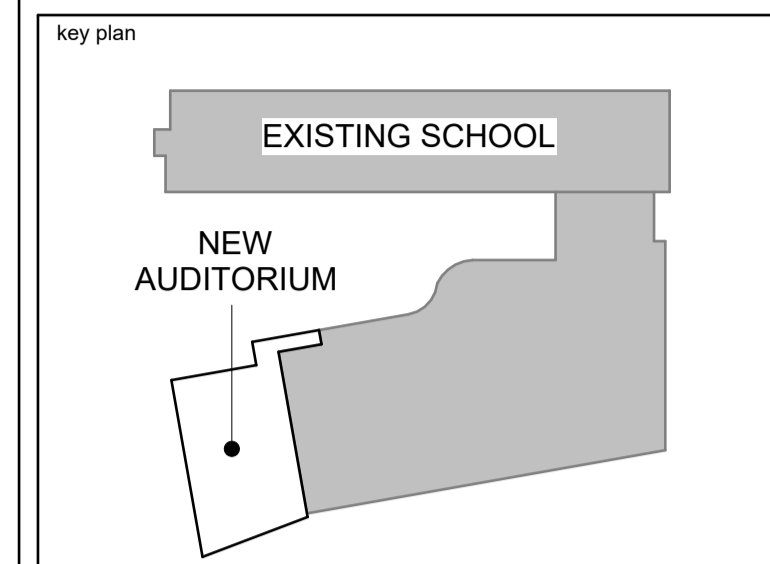
Project Address 1310 Chapman Mills Drive, Nepean, ON K2J 6L9

drawing title

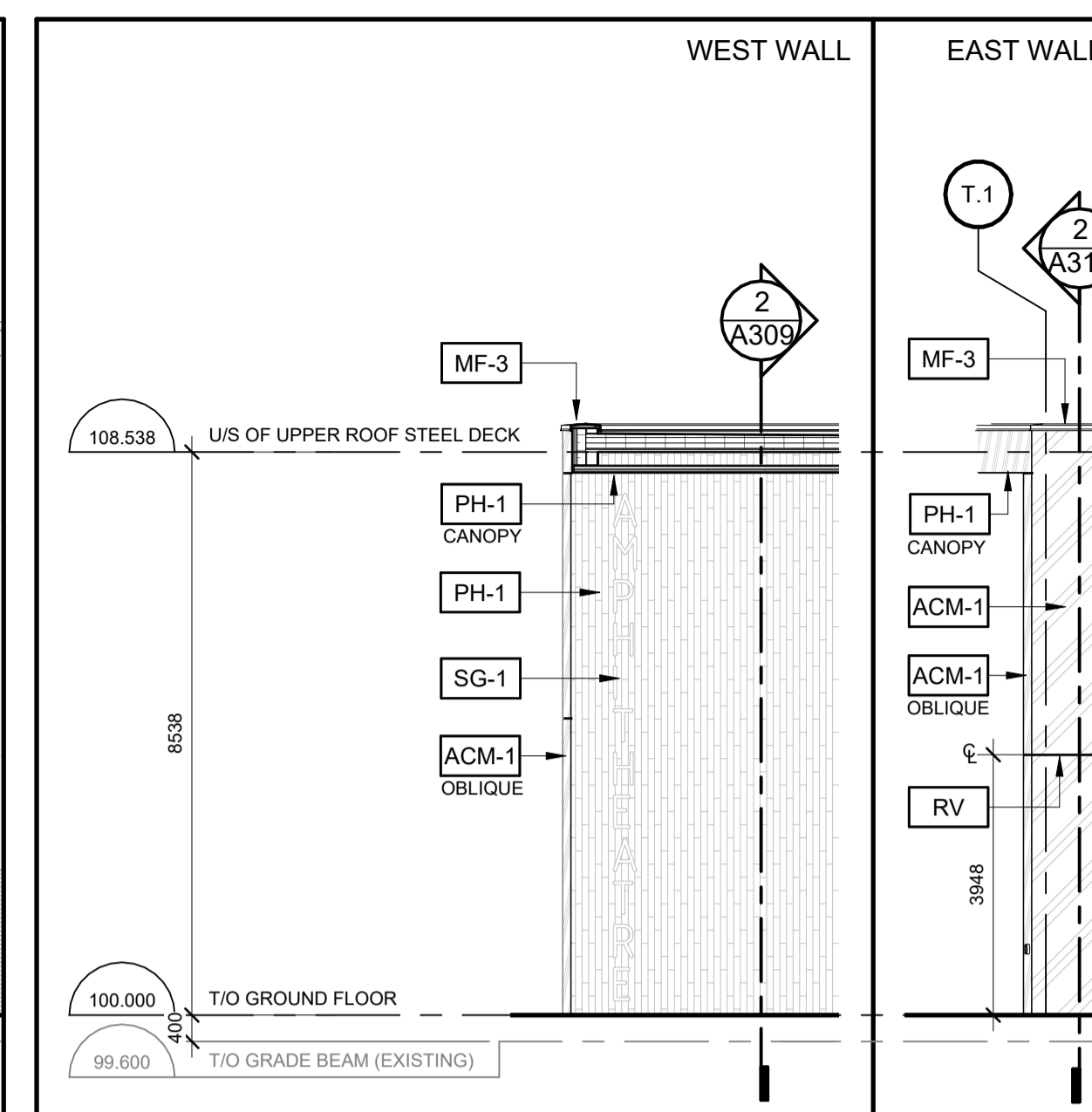
GROUND FLOOR - NEW WORK

date	March 20, 2026	job no.	2622
scale	As indicated	drawing no.	A101
drawn	RL	approved	PD
plot date	2026-03-23 11:21:54 AM		

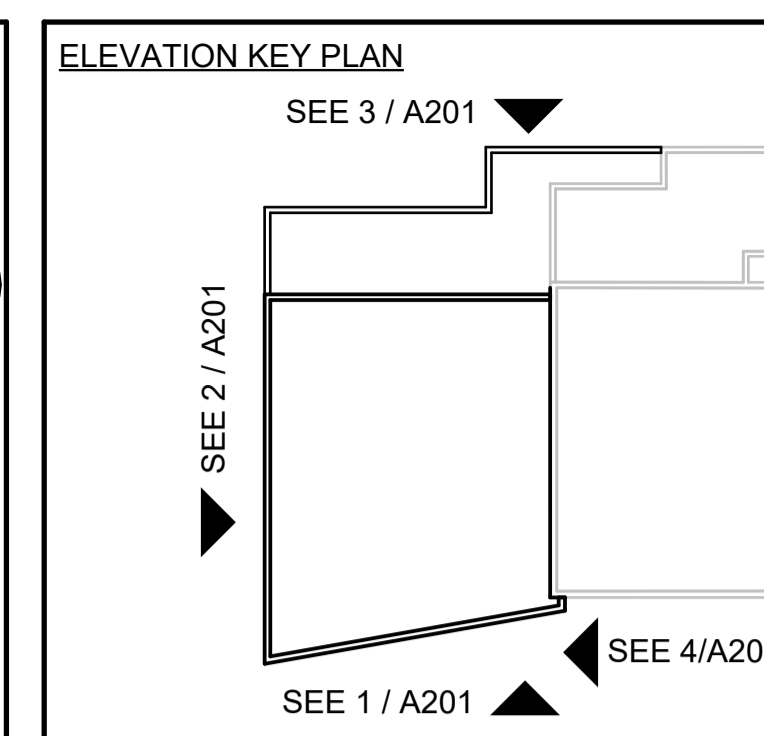
1. DO NOT SCALE FROM THIS DRAWING
2. CONTRACTOR TO VERIFY ALL DIMENSIONS AND NOTIFY THE ARCHITECT OF ANY DISCREPANCIES BEFORE WORK COMMENCES
3. THIS DRAWING TO BE READ IN CONJUNCTION WITH THE FOLLOWING DRAWINGS: STRUCTURAL, MECHANICAL, ELECTRICAL



1 SOUTH ELEVATION - NEW WORK
A201 1:100

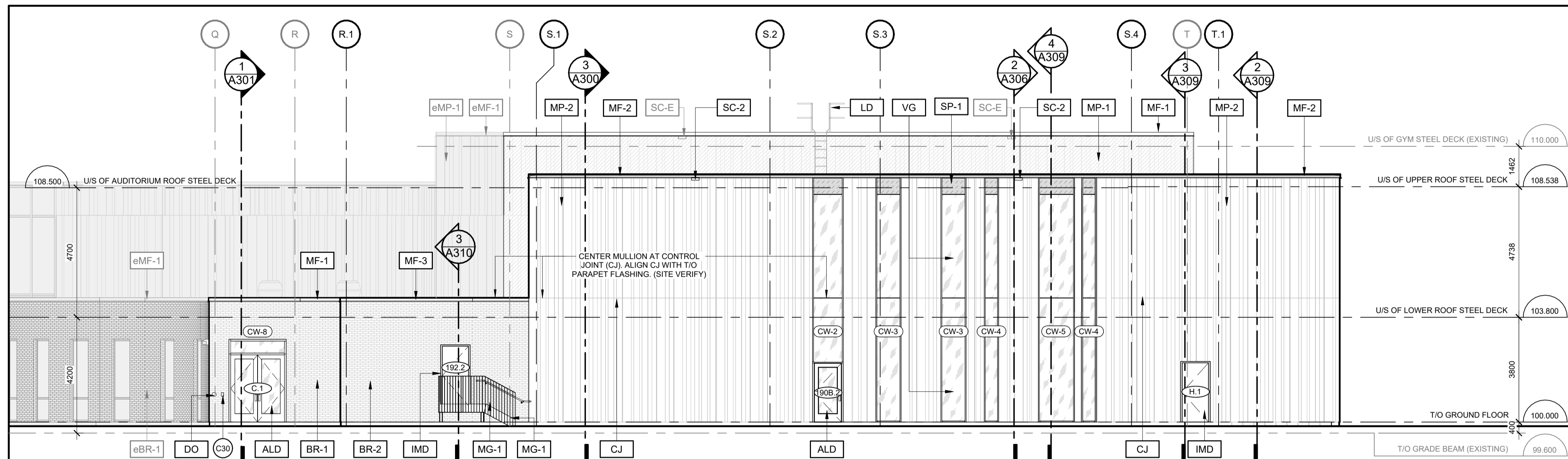
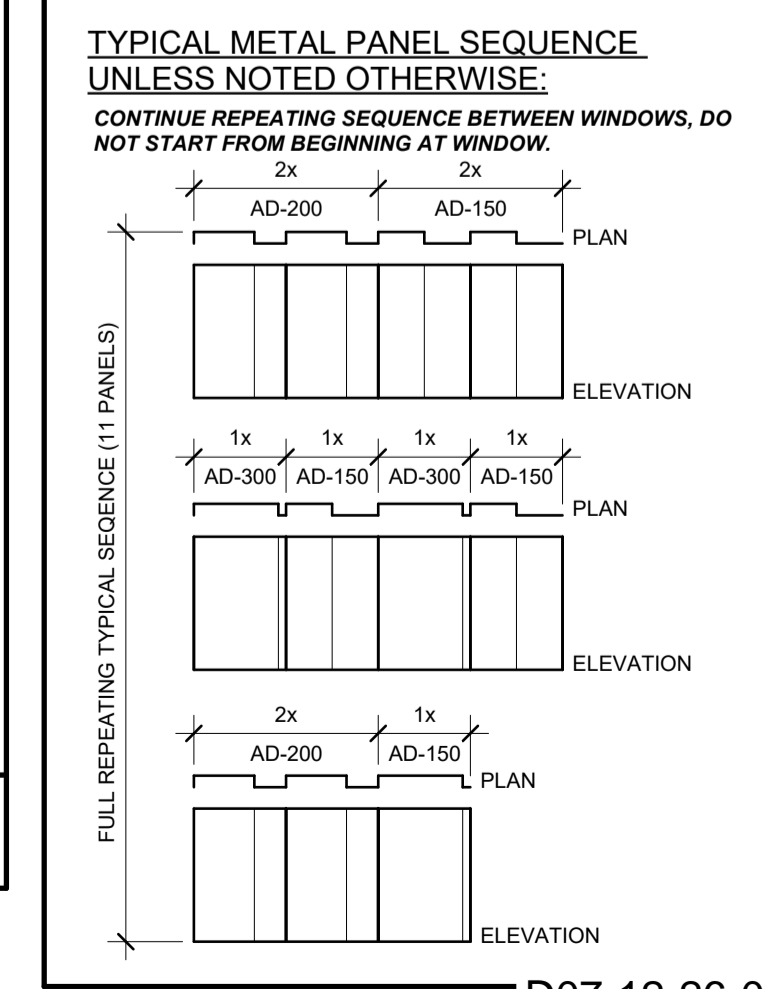


4 CANOPY WALL ELEVATIONS
A201 1:100

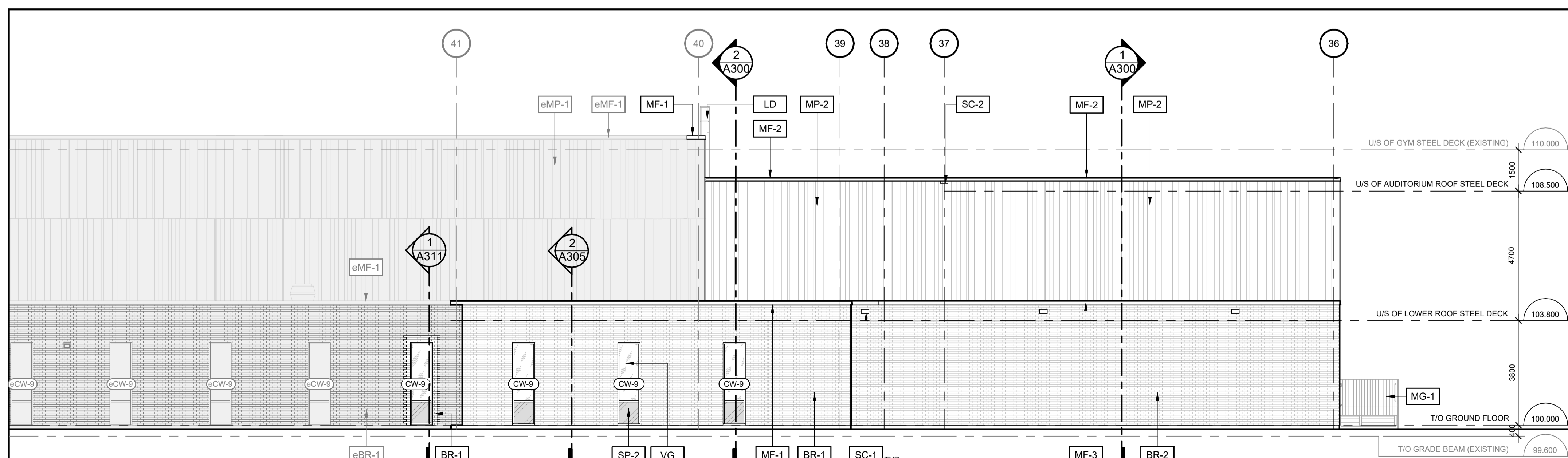


- NEW MATERIAL LEGEND**
- BRICK TYPE 1 (HOMOGENEOUS)
 - PREFINISHED PROFILED METAL PANELS
 - AREA OF EXISTING PREFINISHED PROFILED METAL PANELS TO BE REMOVED, SALVAGED, CUT AS NEEDED AND REINSTATED TO ALLOW THE ENVELOPE AND STRUCTURAL TIE-IN TO THE EXISTING BUILDING
 - ALUMINUM COMPOSITE PANEL
 - PHENOLIC TYPE 1 (WOOD DECOR)
 - CLEAR VISION GLASS PANEL
 - INSULATED GLAZED SPANDREL PANEL
 - INSULATED ALUMINUM SPANDREL PANEL
 - WINDOW FILM, REFER TO CURTAIN WALL ELEVATION A210a, FINISH PLANS AND SPECIFICATIONS
 - NOT IN CONTRACT
 - EXISTING BRICK TO REMAIN
 - EXISTING PREFINISHED PROFILED METAL PANELS TO REMAIN

- KEYNOTE LEGEND**
- ACM-1 ALUMINUM COMPOSITE PANEL (FINISH)
 - ACM-2 ALUMINUM COMPOSITE PANEL (FINISH)
 - ALD PREFINISHED ALUMINUM ENTRANCE DOOR, CLEAR ANODIZED
 - BR-1 BRICK TYPE 1 TO TIE-IN TO THE EXISTING BRICK (HOMOGENOUS BRICK - BEIGE)
 - BR-2 BRICK TYPE 1 (HOMOGENOUS BRICK - BLACK DIAMOND VELOUR)
 - C30 CARD READER, REFER TO ELECTRICAL
 - CJ STEEL CLADDING CONTROL JOINT, ALIGN WITH ADJACENT CURTAIN WALL MULLION AS ILLUSTRATED
 - DOOR OPERATOR
 - eBR-1 EXISTING BRICK TYPE 1 TO REMAIN (HOMOGENOUS BRICK - BEIGE)
 - eBR-2 EXISTING BRICK TYPE 2 TO REMAIN (HOMOGENOUS BRICK - CHARCOAL)
 - eMF-1 EXISTING PREFINISHED METAL CAP FLASHING TO REMAIN (GREY)
 - eMP-1 EXISTING PREFINISHED METAL PANELS TO REMAIN (COMBINATION OF GREYS)
 - FN-1 BENT PIECE OF ALUMINUM FIN
 - IMD INSULATED HOLLOW METAL DOOR, COLOUR TO MATCH ADJACENT CLADDING
 - LD ROOF ACCESS LADDER
 - MF-1 PREFINISHED METAL CAP FLASHING TO REMAIN (GREY TO MATCH EXISTING FLASHING)
 - MF-2 PREFINISHED METAL CAP FLASHING (BRUSHED STAINLESS TO MATCH METAL PANEL)
 - MF-3 PREFINISHED METAL CAP FLASHING (CHARCOAL TO MATCH ACM-1)
 - MG-1 METAL GRATING STAIR FULLY GALVANIZED AND PAINTED BLACK
 - MP-1 REINSTATED PREFINISHED METAL PANELS, CONTRACTOR TO TAKE NOTE OF PATTERN AND REINSTATE IN SAME ORDER
 - MP-2 PREFINISHED METAL PANELS (BRUSHED STAINLESS)
 - PH-1 PHENOLIC VERTICAL PLANK (TYPE 1 - WOOD DECOR)
 - RV ACM REVEAL, ALIGN AND CENTER AS INDICATED
 - SC-1 PREFINISHED METAL SCUPPER (COLOUR TBD)
 - SC-2 PREFINISHED METAL SCUPPER (COLOUR TBD)
 - SC-E EXISTING METAL SCUPPER TO REMAIN
 - SG-1 SIGNAGE (I.I.C.)
 - SP-1 INSULATED GLAZED SPANDREL PANELS (WHITE)
 - SP-2 INSULATED ALUMINUM COMPOSITE SPANDREL PANELS (CHARCOAL)
 - VG CLEAR VISION GLASS PANEL



2 WEST ELEVATION - NEW WORK
A201 1:100



3 NORTH ELEVATION - NEW WORK
A201 1:100

no.	date	revision/issue	by
5	March 23, 2026	Reissued for Site Plan Control Application	CJ
4	March 20, 2026	Issued for 99% Review	CJ
3	February 09, 2026	Issued for 66% Review	CJ
2	January 16, 2026	Issued for Site Plan Control Application	CJ
1	December 19, 2025	Issued for 33% Review	CJ

architecture

PROVENCHER ROY

PROVENCHER ROY ASSOCIÉS ARCHITECTES INC. T 613 886 6339
47 Rue Clarence, Suite 440 T 613 886 6339
OTTAWA, ONTARIO, CANADA K1N 9K1 PROVENCHERROY.CA

consultants

JAMES B. LENNOX & ASSOCIATES
LANDSCAPE ARCHITECTS

CUNLIFFE & ASSOCIATES
CONSULTING STRUCTURAL ENGINEERS

LRL
MULTIDISCIPLINARY PROFESSIONAL CONSULTANTS

northpoint

professional stamp
ONTARIO ASSOCIATION OF ARCHITECTS
CAROLYN M. JONES
LICENCE 6087

project title

ESP PIERRE-DE-BLOIS AUDITORIUM ADDITION

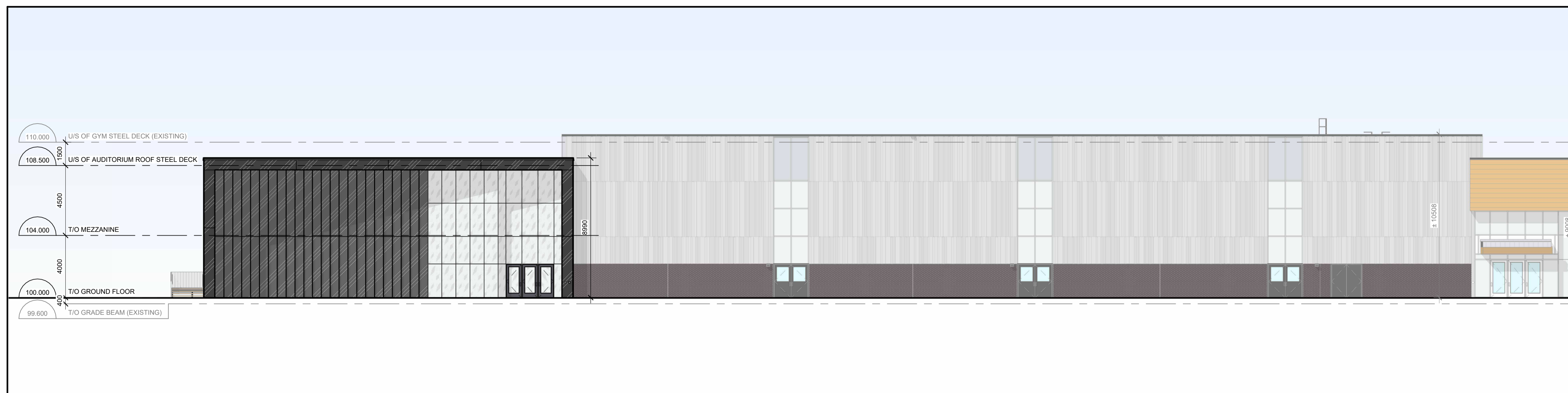
Project Address 1310 Chapman Mills Drive, Nepean, ON K2J 6L9

drawing title

BUILDING ELEVATIONS - NEW WORK

date	March 20, 2026	job. no.	2622
scale	As indicated	drawing no.	A201
drawn	RL		
approved	PD		
plot date	2026-03-23 11:22:19 AM		


1. DO NOT SCALE FROM THIS DRAWING
2. CONTRACTOR TO VERIFY ALL DIMENSIONS AND NOTIFY THE ARCHITECT OF ANY DISCREPANCIES BEFORE WORK COMMENCES
3. THIS DRAWING TO BE READ IN CONJUNCTION WITH THE FOLLOWING DRAWINGS: STRUCTURAL, MECHANICAL, ELECTRICAL



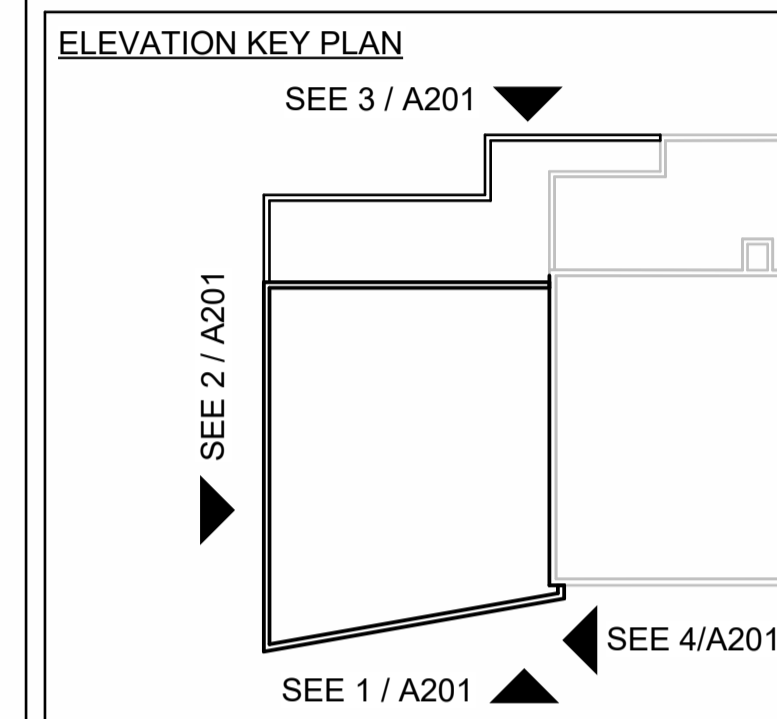
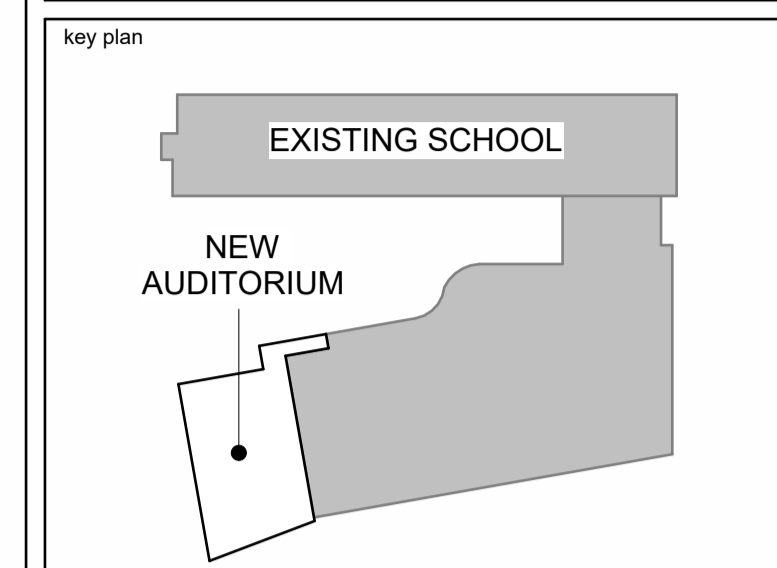
1 SOUTH ELEVATION - NEW WORK
A202 1:150



2 WEST ELEVATION - NEW WORK
A202 1:150



3 NORTH ELEVATION - NEW WORK
A202 1:150



5	March 23, 2026	Reissued for Site Plan Control Application	CJ
2	January 16, 2026	Issued for Site Plan Control Application	CJ
1	December 19, 2025	Issued for 33% Review	CJ
no.	date	revision/issue	by

architecture
PROVENCHER ROY
PROVENCHER ROY ASSOCIÉS ARCHITECTES INC. T 613 886 6339
47 Rue Clarence, Suite 440 T 613 886 6339
OTTAWA, ONTARIO, CANADA K1N 9K1 PROVENCHERROY.CA

consultants
JAMES B. LENNOX & ASSOCIATES
LANDSCAPE ARCHITECTS

CUNLIFFE & ASSOCIATES
CONSULTING STRUCTURAL ENGINEERS

LRL
MULTICULTURALITY
PROGRESSIVE INCLUSIVE

northpoint

professional stamp
ONTARIO ASSOCIATION
OF
ARCHITECTS
Carolyn Jones
CAROLYN M. JONES
LICENCE
6087

project title
**ESP PIERRE-DE-BLOIS
AUDITORIUM ADDITION**
Project Address 1310 Chapman Mills Drive, Nepean, ON K2J 6L9

drawing title
**COLOURED BUILDING
ELEVATIONS - NEW WORK**

date	March 20, 2026	job. no.	2622
scale	As indicated		
drawn	RL	drawing no.	A202
approved	PD		
plot date	2026-03-23 11:22:46 AM		

1. DO NOT SCALE FROM THIS DRAWING
2. CONTRACTOR TO VERIFY ALL DIMENSIONS AND NOTIFY THE ARCHITECT OF ANY DISCREPANCIES BEFORE WORK COMMENCES
3. THIS DRAWING TO BE READ IN CONJUNCTION WITH THE FOLLOWING DRAWINGS: STRUCTURAL, MECHANICAL, ELECTRICAL