





**PETRIE'S LANDING I -  
TOWER 5/6**  
8910 & 8920 JEANNE-D'ARC BLVD  
ORLEANS, ON  
CLIENT : BRIGIL



**NEUF**  
ARCHITECT(E)S

■ SITE PLAN APPROVAL 2025-10-30  
PERMIS Permitt  
SOUSSION Tender  
RÉVISION GÉNÉRALE General revision  
CONSTRUCTION Construction  
FIN DES TRAVAUX Record Drawings



SOUTH EAST PERSPECTIVE

2  
A008



NORTH WEST PERSPECTIVE

1  
A008

GENERAL NOTES / Notes Générales

1. These architectural documents are the exclusive property of NEUF architects and may not be used, reproduced or copied without prior written authorization. / Ces documents d'architecture sont la propriété exclusive de NEUF architect(e)s et ne pourront être utilisés, reproduits ou copiés sans autorisation écrite préalable.
2. The dimensions appearing in the documents must be verified by the contractor before the start of the work. / Les dimensions apparaissant aux documents doivent être vérifiées par l'entrepreneur avant le début des travaux.
3. The architect must be notified of all errors, omissions and discrepancies between these documents and those of the others professionals. / Veuillez aviser l'architecte de toutes dimensions, erreurs et/ou divergences entre ces documents et ceux des autres professionnels.
4. The dimensions on these documents must be read and not measured. / Les dimensions sur ces documents doivent être lues et non mesurées.

STRUCTURAL / Structure

**Leroux & Cyr**  
130 Blvd. Henri-Bourassa Est, Montréal QC H3L 1B7  
T: 438-381-7773 Email: gleroux@lerouxcy.com

MECHANICAL/ELECTRICAL / Mécanique/Électrique

**Goodkey, Weedmark & Associates Ltd.**  
1688 Woodward Drive, Ottawa ON K2C 3R8  
T: 613-727-5111 Email: m.sarasin@gwal.com / rajiv@gwal.com

LANDSCAPE ARCHITECT / Architect paysager

**Levstek Consultants Inc.**  
5871 Hugh Crescent, Ottawa ON K0A 2W0  
T: 613-826-0518 (203) Email: rlevstek@larocquelevstek.com

GEOTECHNICAL / Géotechnique

**Paterson Group**  
9 Auriga Drive, Ottawa ON K2E 7T9  
T: 613-226-7381 Email: jvilleneuve@patersongroup.ca


CIVIL / Civil

**exp Services Inc.**  
2650 Queensview Drive, Suite 100, Ottawa ON K2B 8H6  
T: 613-698-1899 Email: Chris.collins@exp.com

ARCHITECTS / Architect

**NEUF architect(e)s**  
630, boul. René-Lévesque O. 32e étages, Montréal QC H3B 1S6  
T 514 847 1117 NEUFarchitectes.com

SCEAU / Seal



CLIENT / Client



OUVRAGE / Project

**PETRIE'S LANDING I - TOWER 5/6**

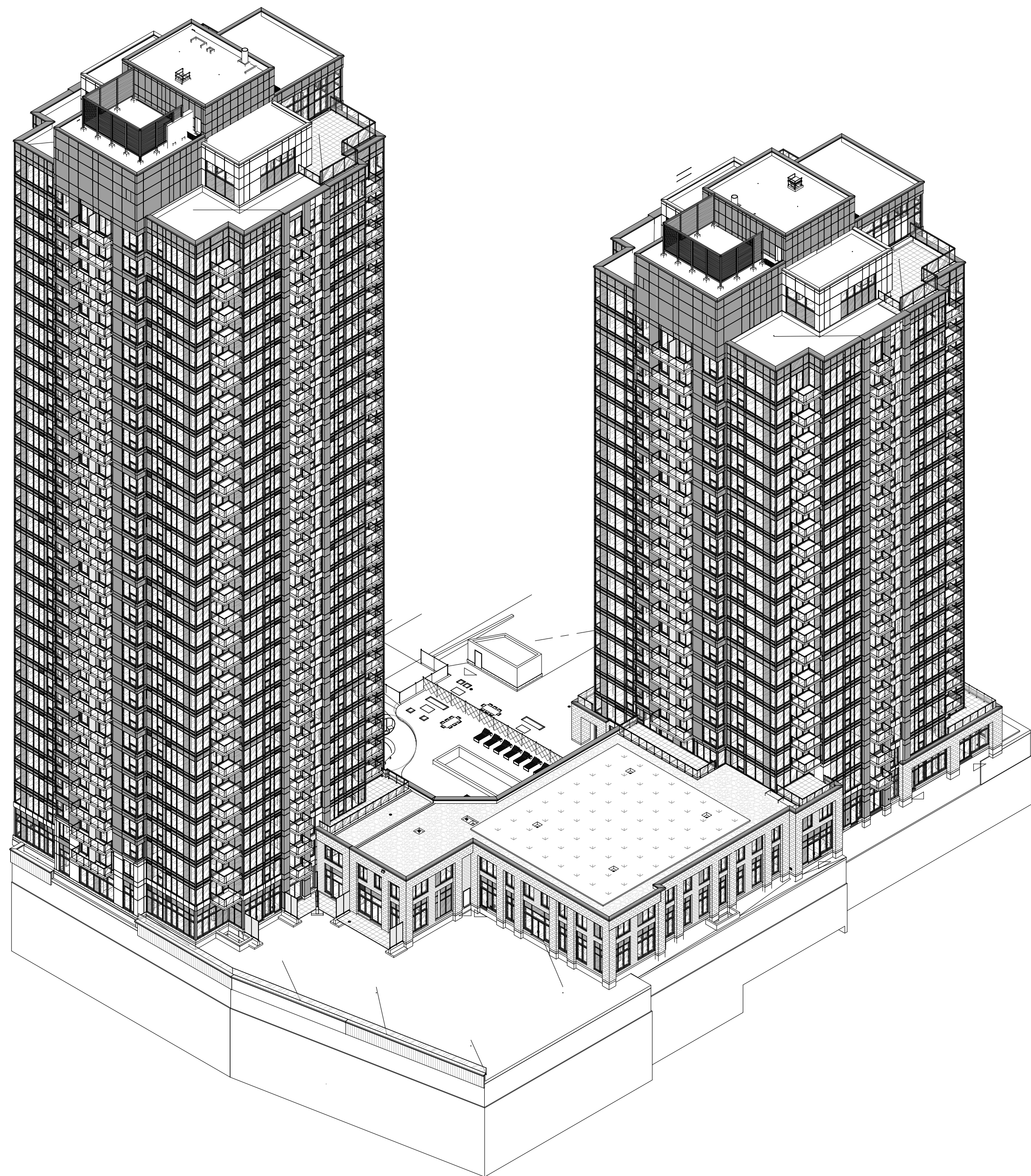
EMPLACEMENT / Location NO. PROJET No.  
8910 & 8920 11597/12191  
JEANNE-D'ARC BLVD  
ORLEANS, ON

NO.	REVISION	DATE (aa-mm-jj)
B	ISSUED FOR SPA REV6	2021-11-02
C	ISSUED FOR 60%	2021-12-16
D	RE-ISSUED FOR SPA REV6	2022-02-28
E	ISSUED FOR 80% REVIEW	2022-04-21
F	ISSUED FOR PERMIT	2022-07-15
G	ISSUED FOR TENDER	2022-12-02
H	RE-ISSUED FOR TENDER	2023-03-10
I	ISSUED FOR 60% COORD.	2024-03-22
J	ISSUED FOR 80% COORD.	2024-04-19
K	ISSUED FOR INTERNAL AUDIT A3.2	2024-04-30
L	ISSUED FOR 95% TENDER	2024-05-31
M	ISSUED FOR 95% TENDER R1	2024-07-05
N	ISSUED FOR 30%	2025-01-31
O	ISSUED FOR COORDINATION	2025-08-22
P	ISSUED FOR COORDINATION 30%	2025-09-19
Q	ISSUED FOR COORDINATION	2025-10-03
R	FOR SPA REISSUE REV7	2025-10-30

DESSINÉ PAR / Drawn by VERIFIÉ PAR / Checked  
AJ MU  
DATE (aa.mm.jj) 10/29/21 ÉCHELLE / Scale

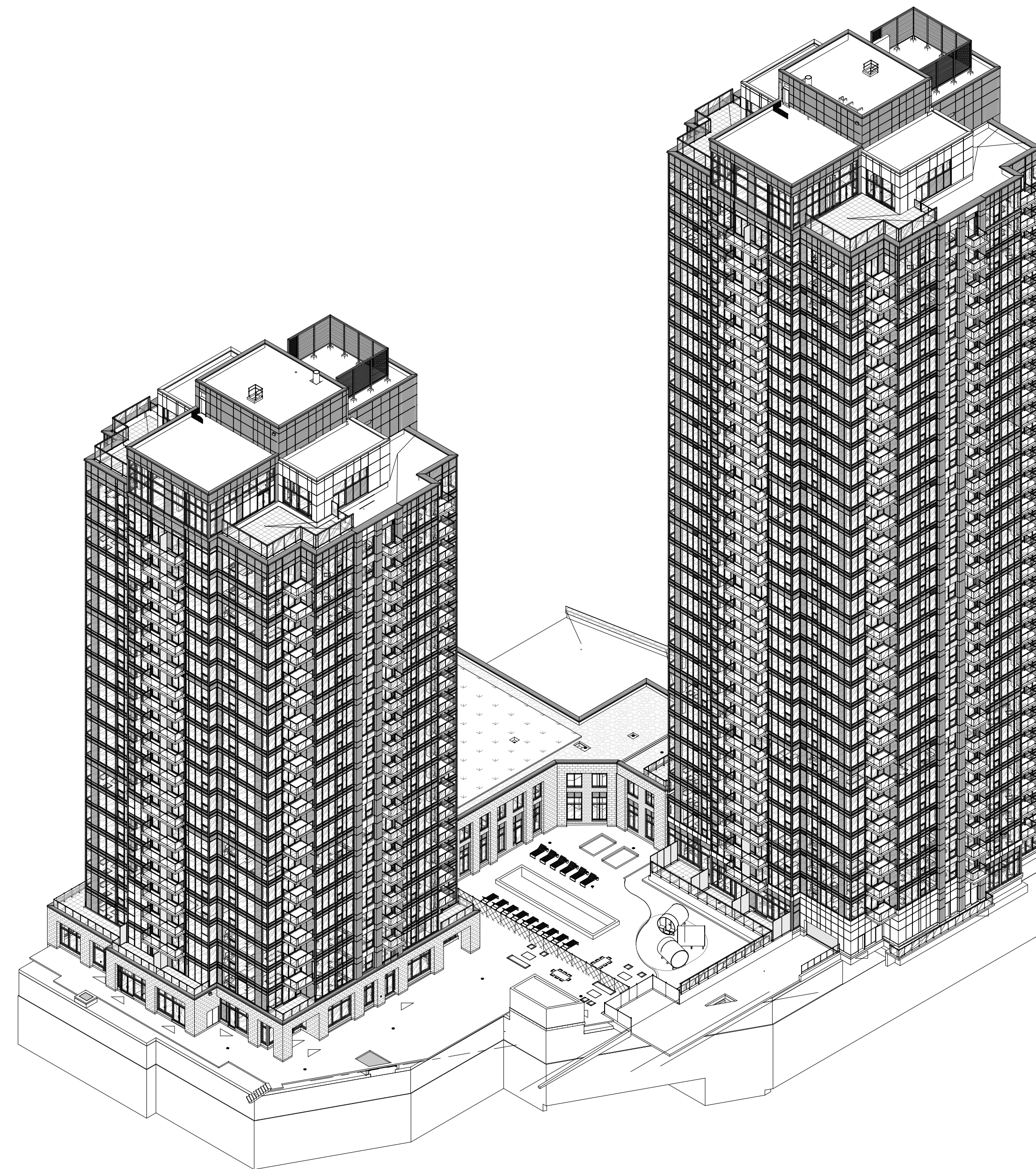
TITRE DU DESSIN / Drawing Title  
**PERSPECTIVES**

REVISION / Revision NO. DESSIN / Dwg Number  
**R A008**



SOUTH AXONOMETRIC

2  
A009



NORTH AXONOMETRIC

1  
A009

GENERAL NOTES / Notes Générales

- These architectural documents are the exclusive property of NEUF architects and may not be used, reproduced or copied without prior written authorization. / Ces documents d'architecture sont la propriété exclusive de NEUF architect(e)s et ne pourront être utilisés, reproduits ou copiés sans autorisation écrite préalable.
- The dimensions appearing in the documents must be verified by the contractor before the start of the work. / Les dimensions apparaissant aux documents doivent être vérifiées par l'entrepreneur avant le début des travaux.
- The architect must be notified of all errors, omissions and discrepancies between these documents and those of the others professionals. / Veuillez aviser l'architecte de toutes dimensions, erreurs et/ou divergences entre ces documents et ceux des autres professionnels.
- The dimensions on these documents must be read and not measured. / Les dimensions sur ces documents doivent être lues et non mesurées.

STRUCTURAL / Structure

**Leroux & Cyr**  
130 Blvd. Henri-Bourassa Est, Montréal QC H3L 1B7  
T: 438-381-7773 Email: gleroux@lerouxcy.com

MECHANICAL/ELECTRICAL / Mécanique/Électrique

**Goodkey, Weedmark & Associates Ltd.**  
1688 Woodward Drive, Ottawa ON K2C 3R8  
T: 613-727-5111 Email: m.sarasin@gmail.com / rajiv@gmail.com

LANDSCAPE ARCHITECT / Architect paysager

**Levstek Consultants Inc.**  
5871 Hugh Crescent, Ottawa ON K0A 2W0  
T: 613-826-0518 (203) Email: rlevstek@larocquelevstek.com

GEOTECHNICAL / Géotechnique

**Paterson Group**  
9 Auriga Drive, Ottawa ON K2E 7T9  
T: 613-226-7381 Email: jvilleneuve@patersongroup.ca


CIVIL / Civil

**exp Services Inc.**  
2650 Queensview Drive, Suite 100, Ottawa ON K2B 8H6  
T: 613-698-1899 Email: Chris.collins@exp.com

ARCHITECTS / Architect

**NEUF architect(e)s**  
630, boul. René-Lévesque O. 32e étages, Montréal QC H3B 1S6  
T 514 847 1117 NEUFarchitectes.com

SCEAU / Seal



CLIENT / Client



OUVRAGE / Project

**PETRIE'S LANDING I - TOWER 5/6**

EMPLACEMENT / Location NO. PROJET / No.  
8910 & 8920 11597/12191  
JEANNE-D'ARC BLVD  
ORLEANS, ON

NO.	REVISION	DATE (aa-mm-jj)
B	ISSUED FOR SPA REV6	2021-11-02
C	ISSUED FOR 60%	2021-12-16
D	RE-ISSUED FOR SPA REV6	2022-02-28
E	ISSUED FOR 80% REVIEW	2022-04-21
F	ISSUED FOR PERMIT	2022-01-15
G	ISSUED FOR TENDER	2022-12-02
H	RE-ISSUED FOR TENDER	2023-03-10
I	ISSUED FOR 60% COORD.	2024-03-22
J	ISSUED FOR 80% COORD.	2024-04-19
K	ISSUED FOR INTERNAL AUDIT A3.2	2024-04-30
L	ISSUED FOR 95% TENDER	2024-05-31
M	ISSUED FOR 95% TENDER R1	2024-07-05
N	ISSUED FOR 30%	2025-01-31
O	ISSUED FOR COORDINATION	2025-08-22
P	ISSUED FOR COORDINATION 30%	2025-09-19
Q	ISSUED FOR COORDINATION	2025-10-03
R	FOR SPA REISSUE REV7	2025-10-30

DESSINÉ PAR / Drawn by AJ  
DATE (aa.mm.jj) / 10/29/21  
TITRE DU DESSIN / Drawing Title

AXONOMETRIC VIEWS

REVISION / Revision NO. DESSIN / Dwg Number  
**R A009**

Project Information			
Review Date	October 23, 2025	Official Plan Designation	Suburban (East) Transect (Annex B8) C
Municipal Address	8910 & 8920 Jeanne D'arc Blvd, Orleans, ON		
Legal Description	PART OF LOTS 28 & 29, CONCESSION 1 (OLD SURVEY) GEOGRAPHIC TOWNSHIP OF CUMBERLAND, CITY OF OTTAWA		
Scope of Work	Development of a vacant, tree parcel of land for an apartment building comprised of two (2) high-rise towers (22 and 32 storeys) connected by a 2 storey podium		
Existing Zoning Code	R5A [2606] S406	By-law Number	2008-250, 2008-341, 2014-292
Schedule 1/1A Area	Area C, Urban and Greenbelt area	Applicable Overlays	N/A

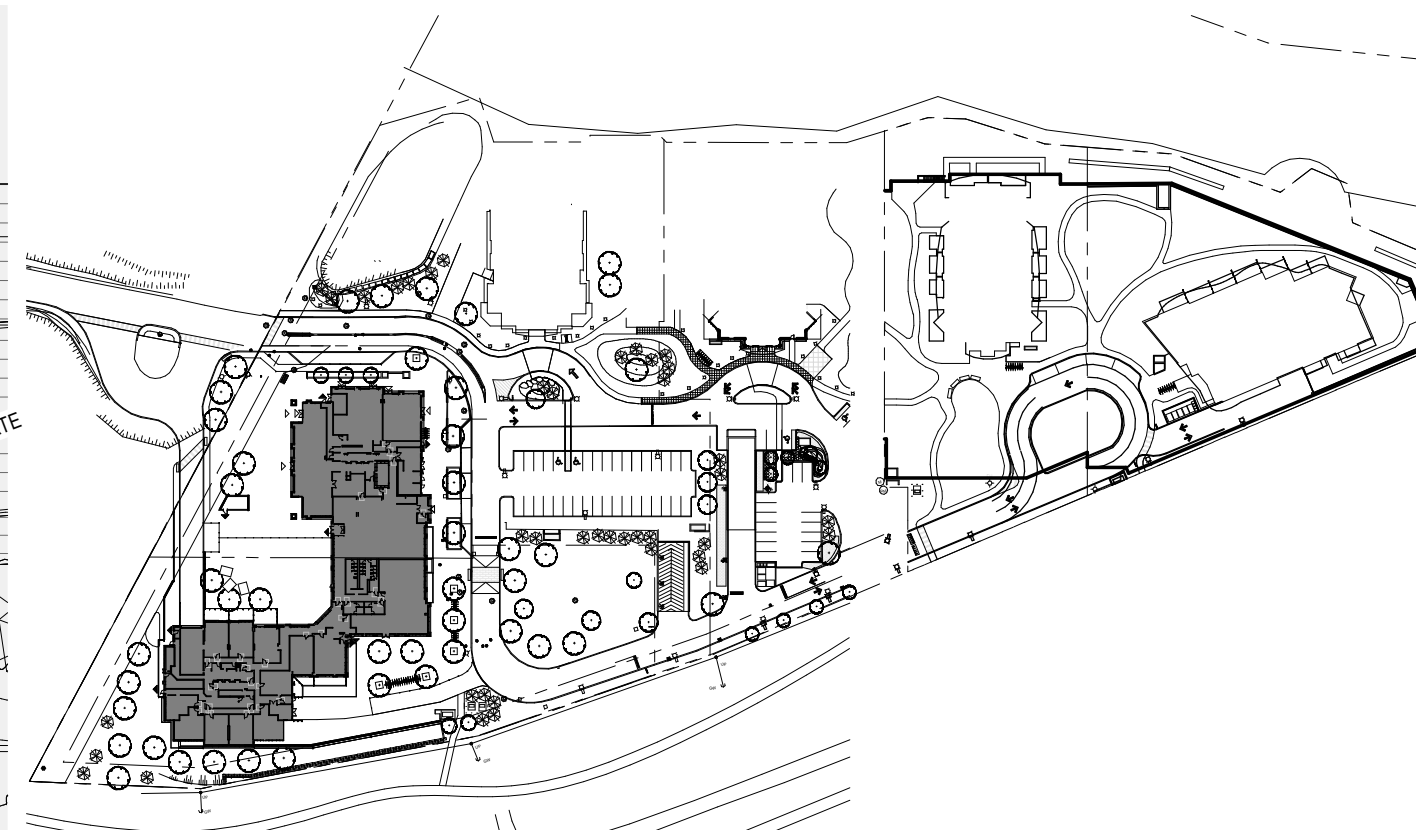
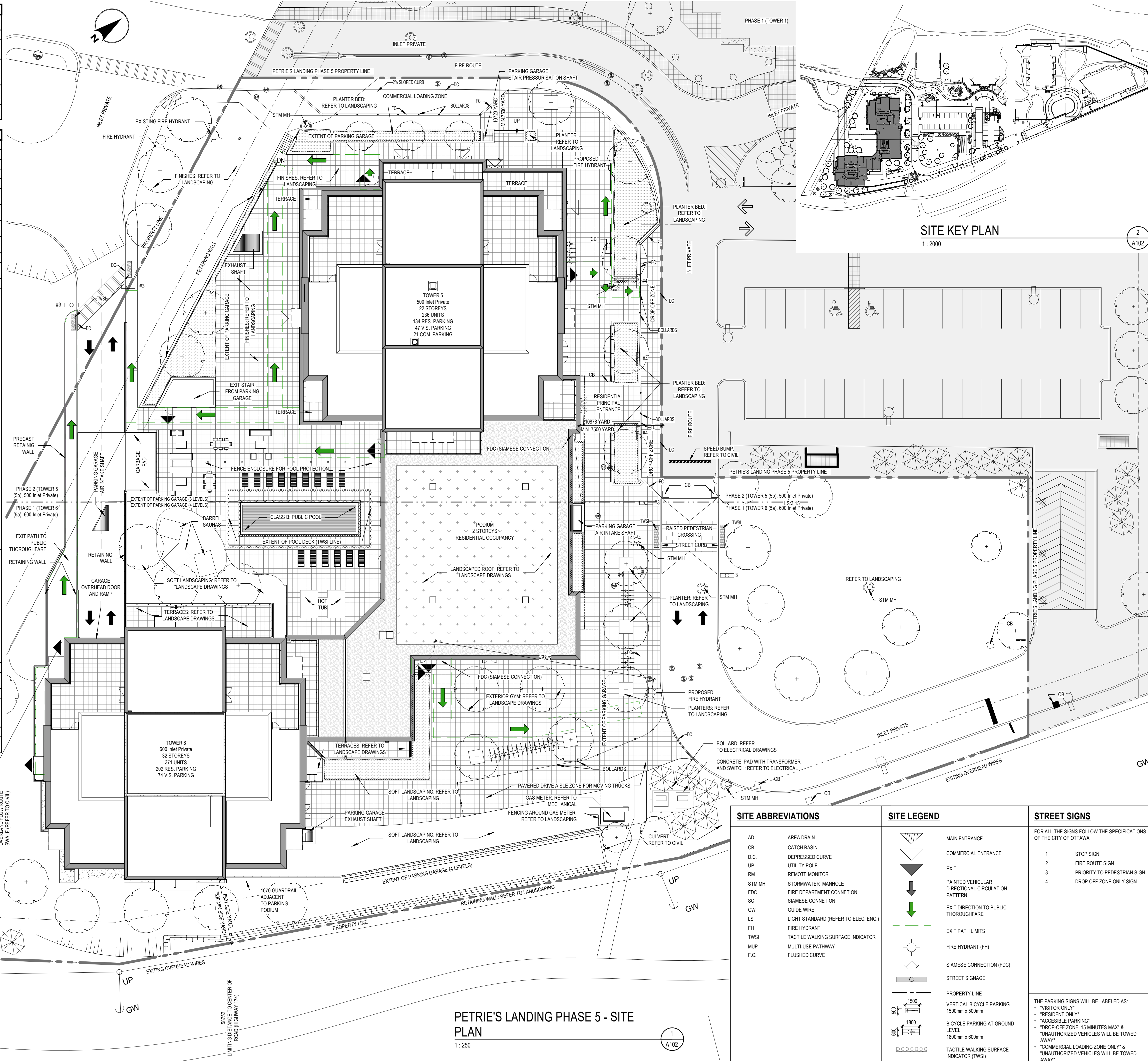
Zoning Compliance Review			
Provision	Required	Provided	Compliance
<b>TABLE 164A for Apartment Dwelling Mid-High Rise</b>			
Minimum Lot Width (m)	25	134	Yes
Minimum Lot Area (m <sup>2</sup> )	1000	22,475.22	Yes
Max. Building Height (m)	Varies (51)	13	Yes
Minimum Setbacks - Front yard (m)	6	Min. 7.5m	Yes
Minimum Setbacks - Corner side yard (m)	4.5	Min. 7.5m	Yes
Minimum Setbacks - Rear yard (m)	7.5	Min. 7.5m	Yes
Minimum Setbacks - Interior Side yard (m)	7.5	Min. 7.5m	Yes

SECTION 163 (9)			
Min. Landscaped Area	30% of 11658.94m <sup>2</sup> = 3497.68m <sup>2</sup>	59.57% (6945.74m <sup>2</sup> )	Yes

SECTION 137			
Amenity Area	Private: 3140m <sup>2</sup> -Balconies: 2492m <sup>2</sup> -Terraces: 648m <sup>2</sup>	Yes	
	Communal: 2434m <sup>2</sup> Interior Area: 1143m <sup>2</sup> Dog Wash: 28m <sup>2</sup> Gar/Seating: 74m <sup>2</sup> Games Rm: 39m <sup>2</sup> Shared Lobby: 58m <sup>2</sup> Working Area: 91m <sup>2</sup> Gym: 284 m <sup>2</sup> Library/Games Rm: 76m <sup>2</sup> Kids Room: 67m <sup>2</sup> Party Room: 76m <sup>2</sup> Exercise Room: 67m <sup>2</sup> Movie Room: 34m <sup>2</sup> Lounge Room: 150m <sup>2</sup> Music Room: 32m <sup>2</sup> Games Room: 66m <sup>2</sup>		
Total Amenity Area:	6m <sup>2</sup> per dwelling unit 6m <sup>2</sup> x (371+236) = 3,642m <sup>2</sup>		
Communal Area: Minimum of 50% of required total amenity area	3,642m <sup>2</sup> /2 = 1821m <sup>2</sup>		

Vehicle Parking	0.5 spaces per dwelling unit for residents 0.5' (371+236) = 304	Yes	
	0.2 spaces per dwelling unit for visitor parking 0.2' (371+236)=121		
	3.4 spaces per 100m <sup>2</sup> of Commercial space 3.4' (624.24/100) =21		
	Total = 446		Total = 470

<b>SECTION 111</b>			
Bicycle Parking	0.5 spaces per dwelling unit 0.5' (371+236) = 304	479	Yes
<b>SECTION 106</b>			
Size and Space of Parking	2.6m wide x 5.2 long	2.6m wide x 5.2 long typical (some residential spaces are narrow 2.4 x 5.2 and others are short 2.6 x 5.0)	Yes. See Garage Plan
<b>SECTION 107</b>			
Driveway Width	Min 6.0m wide Max 6.7m wide	Min 6.0m wide in parking garage	Yes. See Garage Plan



**PETRIE'S LANDING PHASE 5 - SITE PLAN**  
1: 250



SITE ABBREVIATIONS		SITE LEGEND		STREET SIGNS	
AD	AREA DRAIN	▲	MAIN ENTRANCE	FOR ALL THE SIGNS FOLLOW THE SPECIFICATIONS OF THE CITY OF OTTAWA	
CB	CATCH BASIN	▼	COMMERCIAL ENTRANCE	1	STOP SIGN
D.C.	DEPRESSED CURVE	▲	EXIT	2	FIRE ROUTE SIGN
UP	UTILITY POLE	▼	REMOTE MONITOR	3	PRIORITY TO PEDESTRIAN SIGN
RM	REMOTE MONITOR	▲	STORMWATER MANHOLE	4	DROP OFF ZONE ONLY SIGN
STM FH	STORMWATER CONNECTION	▲	SIAMSE CONNECTION		
SC	SIAMSE CONNECTION	▲	GUIDE WIRE		
GW	GUIDE WIRE	▲	LIGHT STANDARD (REFER TO ELEC. ENG.)		
LS	LIGHT STANDARD (REFER TO ELEC. ENG.)	▲	FIRE HYDRANT (FH)		
FH	FIRE HYDRANT	▲	SIAMSE CONNECTION (FDC)		
TWSI	TACTILE WALKING SURFACE INDICATOR	▲	STREET SIGNAGE		
MUP	MULTI-USE PATHWAY	▲	PROPERTY LINE		
F.C.	FLUSHED CURVE	▲	VERTICAL BICYCLE PARKING		

**GENERAL NOTES:**  
REFER TO CIVIL AND LANDSCAPING FOR SITE COORDINATION.  
REFER TO CIVIL FOR STREET CURB AND SURFACE SLOPE DETAILS.  
PRECAST RETAINING WALL TO BE ENGINEERED AND SUPPLIED BY OTHERS.

**GENERAL NOTES / Notes Générales**

- These architectural documents are the exclusive property of NEUF architects and may not be used, reproduced or copied without prior written authorization. / Ces documents d'architecture sont la propriété exclusive de NEUF architects et ne pourront être utilisés, reproduits ou copiés sans autorisation écrite préalable.
- The dimensions appearing in the documents must be verified by the contractor before the start of the work. / Les dimensions apparaissant aux documents doivent être vérifiées par l'entrepreneur avant le début des travaux.
- The architect must be notified of all errors, omissions and discrepancies between these documents and those of the others professionals. / Veuillez aviser l'architecte de toutes dimensions, erreurs et/ou divergences entre ces documents et ceux des autres professionnels.
- The dimensions on these documents must be read and not measured. / Les dimensions sur ces documents doivent être lues et non mesurées.

**STRUCTURAL Structure**  
**Leroux & Cyr**  
130 Blvd. Henri-Bourassa Est, Montréal QC H3L 1B7  
T: 438-381-7773 Email: gleroux@lerouxicyr.com

**MECHANICAL/ELECTRICAL Mécanique/Électrique**  
**Goodkey, Weedmark & Associates Ltd.**  
1688 Woodward Drive, Ottawa ON K2C 3R8  
T: 613-727-5111 Email: m.sarasin@gwal.com / rajiv@gwal.com


**LANDSCAPE ARCHITECT Architect paysager**  
**Levstek Consultants Inc.**  
5871 Hugh Crescent, Ottawa ON K0A 2W0  
T: 613-826-0518 (203) Email: levstek@larocquelevstek.com

**GEOTECHNICAL Géotechnique**  
**Paterson Group**  
9 Auriga Drive, Ottawa ON K2E 7T9  
T: 613-226-7381 Email: jvilleneuve@patersongroup.ca

**CIVIL Civil**  
**exp Services Inc.**  
2650 Queensview Drive, Suite 100, Ottawa ON K2B 8H6  
T: 613-698-1899 Email: chris.collins@exp.com

**ARCHITECTES Architect**  
**NEUF architect(e)s**  
630, boul. René-Lévesque O. 32e étage, Montréal QC H3B 1S6  
T 514 847 1117 NEUFarchitectes.com

**SCEAU / Seal**



**CLIENT Client**  
**brigit**

**OUVRAGE Project**  
**PETRIE'S LANDING I - TOWER 5/6**

EMPLACEMENT Location NO PROJET No.  
8910 & 8920 11597/12191  
JEANNE-D'ARC BLVD  
ORLEANS, ON

NO	REVISION	DATE (aa-mm-jj)
F	ISSUED FOR 60% SPA REV	2021-12-16
G	RE-ISSUED FOR SPA REV6	2022-02-28
H	ISSUED FOR 80% REVIEW	2022-04-21
I	ISSUED FOR PERMIT	2022-07-15
J	ISSUED FOR TENDER	2022-12-02
K	RE-ISSUED FOR TENDER	2023-03-10
L	ISSUED FOR 60% COORD.	2024-03-22
M	ISSUED FOR 80% COORD.	2024-04-19
N	ISSUED FOR INTERNAL AUDIT A3.2	2024-04-30
O	ISSUED FOR 95% TENDER	2024-05-31
P	ISSUED FOR 95% TENDER R1	2024-07-05
Q	ISSUED FOR COORDINATION	2025-05-02
R	FOR COORDINATION	2025-06-11
S	ISSUED FOR COORDINATION	2025-08-22
T	ISSUED FOR COORDINATION 30%	2025-09-19
U	ISSUED FOR SHORING/EXCAVATION	2025-10-06
V	FOR SPA REISSUE REV7	2025-10-30

DESSIN PAR Drawn by VERIFIE PAR Checked by  
AJ MU

DATE (aa-mm-jj) ÉCHELLE Scale  
10/29/21 As indicated

TITRE DU DESSIN Drawing Title  
**PTL PHASE 5 SITE PLAN**

REVISION Revision NO. DESSIN Dwg Number  
**V A102**

GENERAL NOTES / Notes Générales

1. These architectural documents are the exclusive property of NEUF architects and may not be used, reproduced or copied without prior written authorization. / Ces documents d'architecture sont la propriété exclusive de NEUF architect(es) et ne pourront être utilisés, reproduits ou copiés sans autorisation écrite préalable.
2. The dimensions appearing in the documents must be verified by the contractor before the start of the work. / Les dimensions apparaissant aux documents doivent être vérifiées par l'entrepreneur avant le début des travaux.
3. The architect must be notified of all errors, omissions and discrepancies between these documents and those of the others professionals. / Veuillez aviser l'architecte de toutes dimensions, erreurs et/ou divergences entre ces documents et ceux des autres professionnels.
4. The dimensions on these documents must be read and not measured. / Les dimensions sur ces documents doivent être lues et non mesurées.

**STRUCTURAL Structure**  
**Leroux & Cyr**  
 130 Blvd. Henri-Bourassa Est, Montréal QC H3L 1B7  
 T: 438-381-7773 Email: gleroux@lerouxcy.com

**MECHANICAL/ELECTRICAL Mécanique/Électrique**  
**Goodkey, Weedmark & Associates Ltd.**  
 1688 Woodward Drive, Ottawa ON K2C 3R8  
 T: 613-727-5111 Email: m.sarasin@gwal.com / rajiv@gwal.com


**LANDSCAPE ARCHITECT Architect paysager**  
**Levstek Consultants Inc.**  
 5871 Hugh Crescent, Ottawa ON K0A 2W0  
 T: 613-826-0518 (203) Email: rlevstek@larocquelevstek.com

**GEOTECHNICAL Géotechnique**  
**Paterson Group**  
 9 Auriga Drive, Ottawa ON K2E 7T9  
 T: 613-226-7381 Email: jvilleneuve@patersongroup.ca

**CIVIL Civil**  
**exp Services Inc.**  
 2650 Queensview Drive, Suite 100, Ottawa ON K2B 8H6  
 T: 613-698-1899 Email: Chris.collins@exp.com

**ARCHITECTES Architect**  
**NEUF architect(e)s**  
 630, boul. René-Lévesque O. 32e étages, Montréal QC H3B 1S6  
 T 514 847 1117 NEUFarchitectes.com

**SCEAU / Seal**



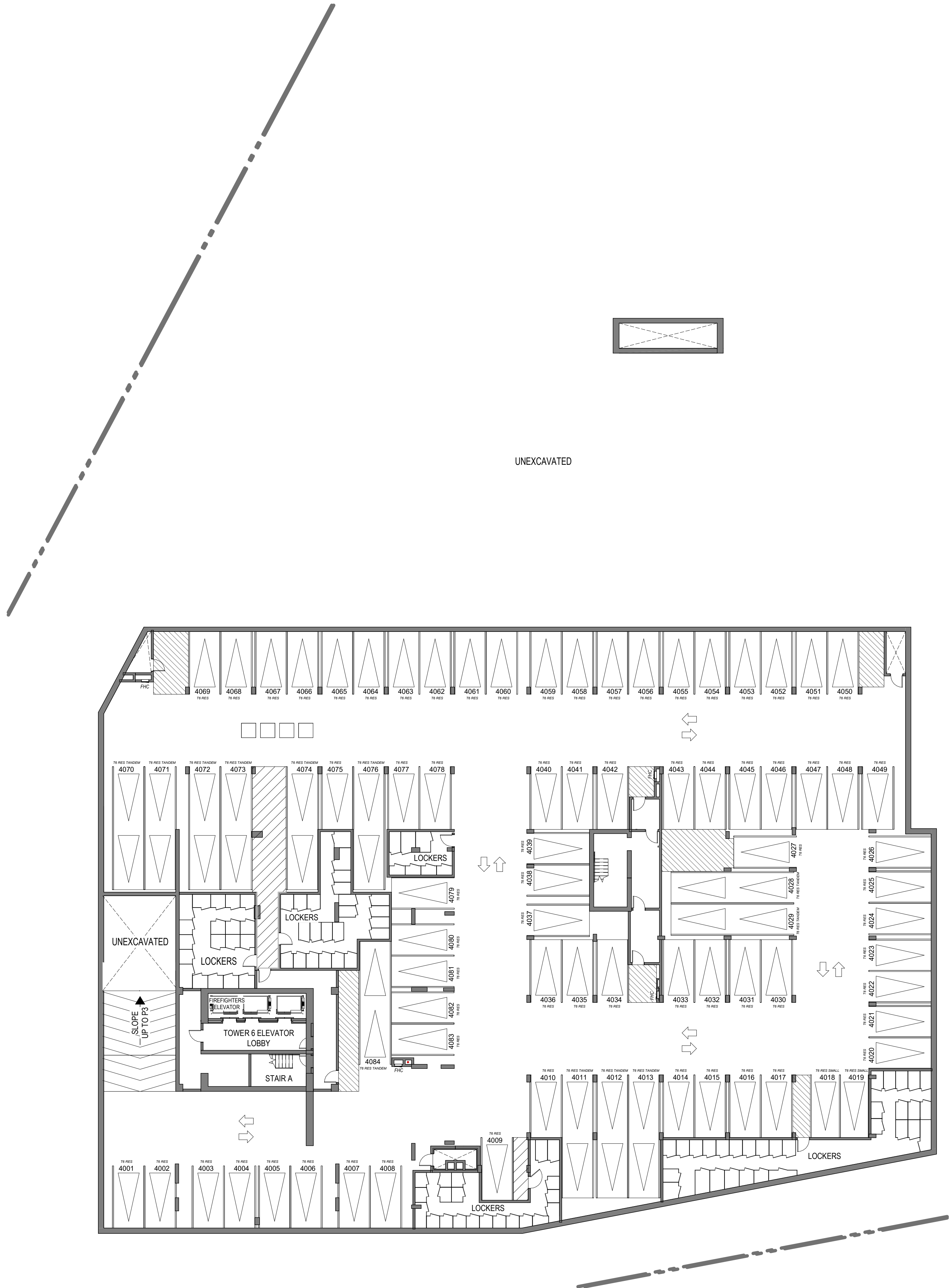
CLIENT Client  
**brigi**  
 OUVRAGE Project  
**PETRIE'S LANDING I - TOWER 5/6**  
 EMPLACEMENT Location NO PROJET No.  
**8910 & 8920 11597/12191**  
**JEANNE-D'ARC BLVD**  
**ORLEANS, ON**

NO	REVISION	DATE (aa-mm-jj)
A	ISSUED FOR SPA REV5	2019-09-04
B	ISSUED FOR SPA REV6	2021-11-02
C	ISSUED FOR CITY COMMENTS REV6	2021-12-10
D	RE-ISSUED FOR SPA REV6	2022-02-28
E	FOR SPA REVIEW	2024-08-26
F	FOR SPA REISSUE REV7	2025-10-30

DESSINÉ PAR Drawn by  
**MU** VERIFIÉ PAR Checked  
**MU**  
 DATE (aa.mm.jj) 10/11/24 ECHELLE Scale  
**1 : 200**

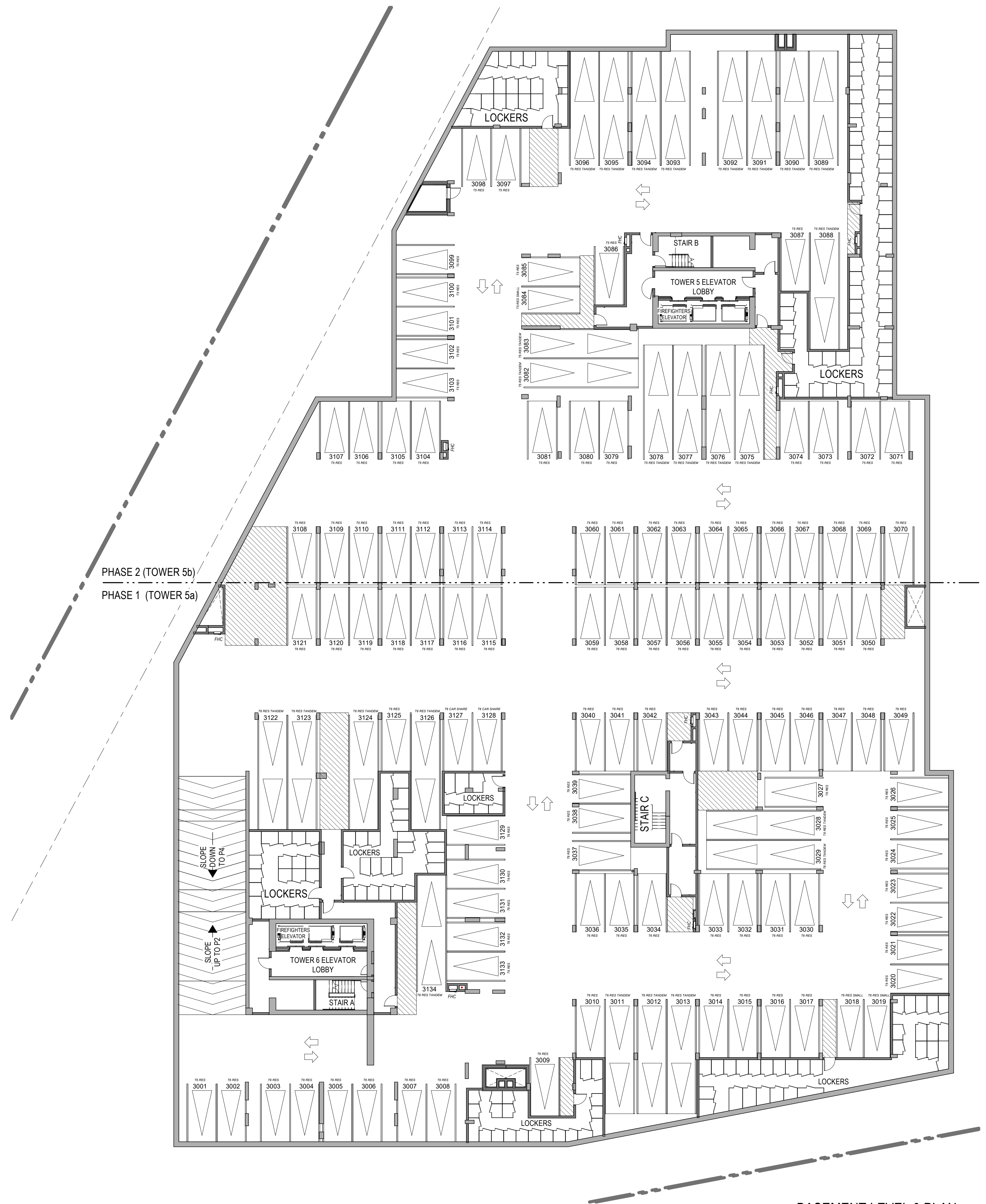
TITRE DU DESSIN Drawing Title  
**BASEMENT LEVEL 4 PLAN**

REVISION Revision NO. DESSIN Dwg Number  
**F A200.**



**00a-BASEMENT LEVEL 4 PLAN-SPA**  
 1 : 200

C:\Fishers Revit\Locaux\PT56\_11597\_ARC\_INT\_STUDY\_R24\_muyeyamaQ8PQR1.vit



BASEMENT LEVEL 3 PLAN  
1 : 200

1  
A201

**GENERAL NOTES / Notes Générales**

- These architectural documents are the exclusive property of NEUF architects and may not be used, reproduced or copied without prior written authorization. / Ces documents d'architecture sont la propriété exclusive de NEUF architect(es) et ne pourront être utilisés, reproduits ou copiés sans autorisation écrite préalable.
- The dimensions appearing in the documents must be verified by the contractor before the start of the work. / Les dimensions apparaissant aux documents doivent être vérifiées par l'entrepreneur avant le début des travaux.
- The architect must be notified of all errors, omissions and discrepancies between these documents and those of the others professionals. / Veuillez aviser l'architecte de toutes dimensions, erreurs et/ou divergences entre ces documents et ceux des autres professionnels.
- The dimensions on these documents must be read and not measured. / Les dimensions sur ces documents doivent être lues et non mesurées.

**STRUCTURAL Structure**  
**Leroux & Cyr**  
130 Blvd. Henri-Bourassa Est, Montréal QC H3L 1B7  
T: 438-381-7773 Email: gleroux@lerouxicyr.com

**MECHANICAL/ELECTRICAL Mécanique/Électrique**  
**Goodkey, Weedmark & Associates Ltd.**  
1688 Woodward Drive, Ottawa ON K2C 3R8  
T: 613-727-5111 Email: m.sarasin@gnwal.com / rajiv@gnwal.com


**LANDSCAPE ARCHITECT Architect paysager**  
**Levstek Consultants Inc.**  
5871 Hugh Crescent, Ottawa ON K0A 2W0  
T: 613-826-0518 (203) Email: rlevstek@larocquelevstek.com

**GEOTECHNICAL Géotechnique**  
**Paterson Group**  
9 Auriga Drive, Ottawa ON K2E 7T9  
T: 613-226-7381 Email: jvilleneuve@patersongroup.ca

**CIVIL Civil**  
**exp Services Inc.**  
2650 Queensview Drive, Suite 100, Ottawa ON K2B 8H6  
T: 613-698-1899 Email: Chris.collins@exp.com

**ARCHITECTES Architect**  
**NEUF architect(e)s**  
630, boul. René-Lévesque O. 32e étages, Montréal QC H3B 1S6  
T 514 847 1117 NEUFarchitectes.com

**SCEAU / Seal**



OUVRAGE / Project  
**PETRIE'S LANDING I - TOWER 5/6**

EMPLACEMENT / Location  
**8910 & 8920  
JEANNE-D'ARC BLVD  
ORLEANS, ON**

NO	REVISION	DATE (aa-mm-jj)
A	ISSUED FOR SPA REV5	2019-09-04
B	ISSUED FOR SPA REV6	2021-11-02
C	ISSUED FOR CITY COMMENTS REV6	2021-12-10
D	RE-ISSUED FOR SPA REV6	2022-02-28
E	FOR SPA REVIEW	2024-08-26
F	FOR SPA REISSUE REV7	2025-10-30

DESSINÉ PAR / Drawn by  
**MU**

VERIFIÉ PAR / Checked  
**MU**

DATE (aa.mm.jj)  
**10/10/24**

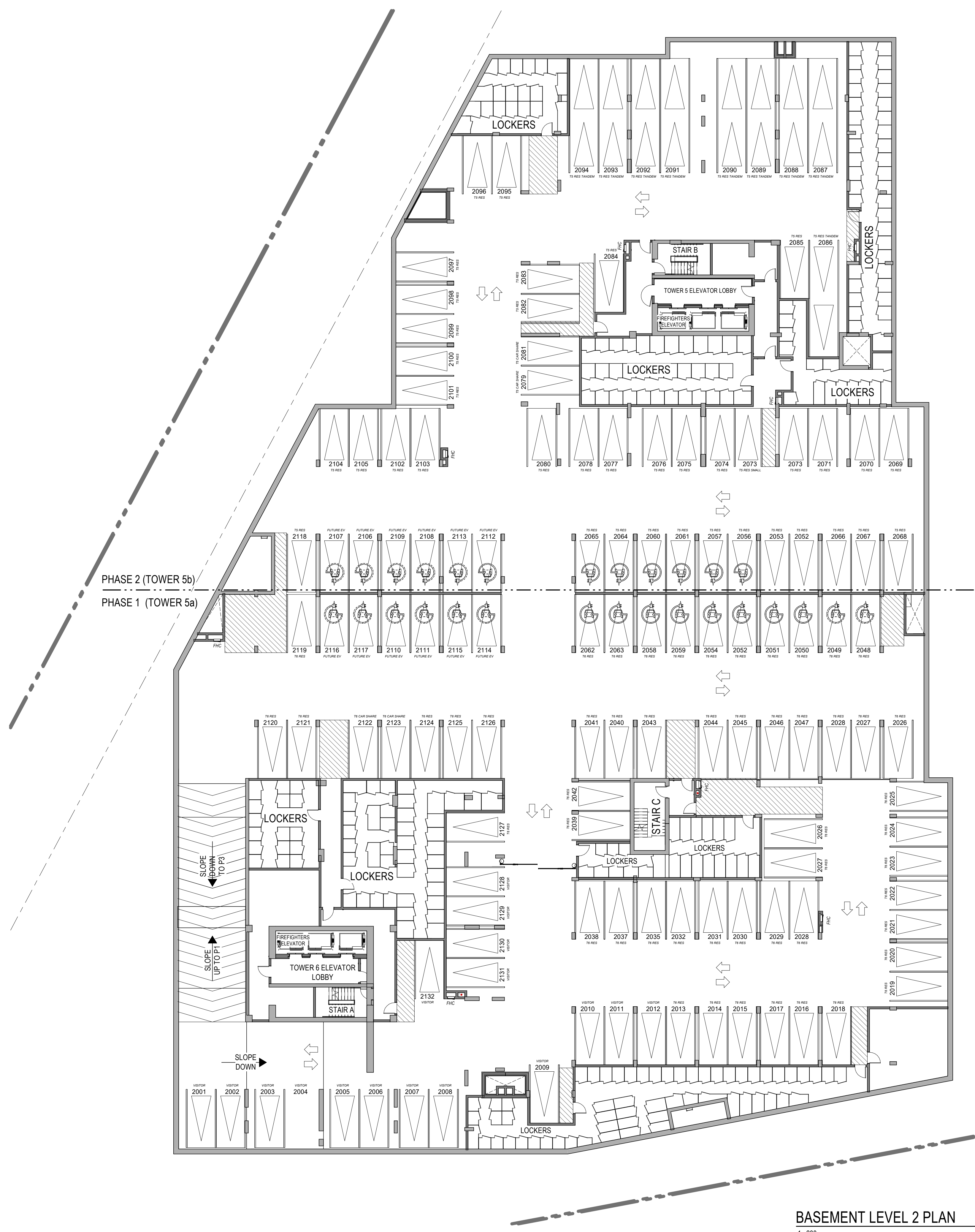
ÉCHELLE / Scale  
**1 : 200**

**BASEMENT LEVEL 3  
PLAN-SPA**

REVISION / Revision  
**F**

NO. DESSIN / Dwg Number  
**A201.**

C:\Firefighters Revit Locaux\PT56\_11597\_ARC\_INT\_STUDY\_R24\_muyeyamaQ8PQR.rvt



**BASEMENT LEVEL 2 PLAN**  
1:200

1  
A202

**GENERAL NOTES / Notes Générales**

- These architectural documents are the exclusive property of NEUF architects and may not be used, reproduced or copied without prior written authorization. / Ces documents d'architecture sont la propriété exclusive de NEUF architectes et ne pourront être utilisés, reproduits ou copiés sans autorisation écrite préalable.
- The dimensions appearing in the documents must be verified by the contractor before the start of the work. / Les dimensions apparaissant aux documents doivent être vérifiées par l'entrepreneur avant le début des travaux.
- The architect must be notified of all errors, omissions and discrepancies between these documents and those of the others professionals. / Veuillez aviser l'architecte de toutes dimensions, erreurs et/ou divergences entre ces documents et ceux des autres professionnels.
- The dimensions on these documents must be read and not measured. / Les dimensions sur ces documents doivent être lues et non mesurées.

**STRUCTURAL Structure**  
**Leroux & Cyr**  
130 Blvd. Henri-Bourassa Est, Montréal QC H3L 1B7  
T: 438-381-7773 Email: gleroux@lerouxicyr.com

**MECHANICAL/ELECTRICAL Mécanique/Électrique**  
**Goodkey, Weedmark & Associates Ltd.**  
1688 Woodward Drive, Ottawa ON K2C 3R8  
T: 613-727-5111 Email: m.sarasin@gwai.com / rajiv@gwai.com


**LANDSCAPE ARCHITECT Architect paysager**  
**Levstek Consultants Inc.**  
5871 Hugh Crescent, Ottawa ON K0A 2W0  
T: 613-826-0518 (203) Email: rlevstek@larocquelevstek.com

**GEOTECHNICAL Géotechnique**  
**Paterson Group**  
9 Auriga Drive, Ottawa ON K2E 7T9  
T: 613-226-7381 Email: jvilleneuve@patersongroup.ca

**CIVIL Civil**  
**exp Services Inc.**  
2650 Queensview Drive, Suite 100, Ottawa ON K2B 8H6  
T: 613-698-1899 Email: Chris.collins@exp.com

**ARCHITECTES Architect**  
**NEUF architect(e)s**  
630, boul. René-Lévesque O. 32e étages, Montréal QC H3B 1S6  
T 514 847 1117 NEUFarchitectes.com

**SCEAU / Seal**



OUVRAGE Project  
**PETRIE'S LANDING I - TOWER 5/6**

EMPLACEMENT Location NO PROJET No  
**8910 & 8920 11597/12191**  
**JEANNE-D'ARC BLVD**  
**ORLEANS, ON**

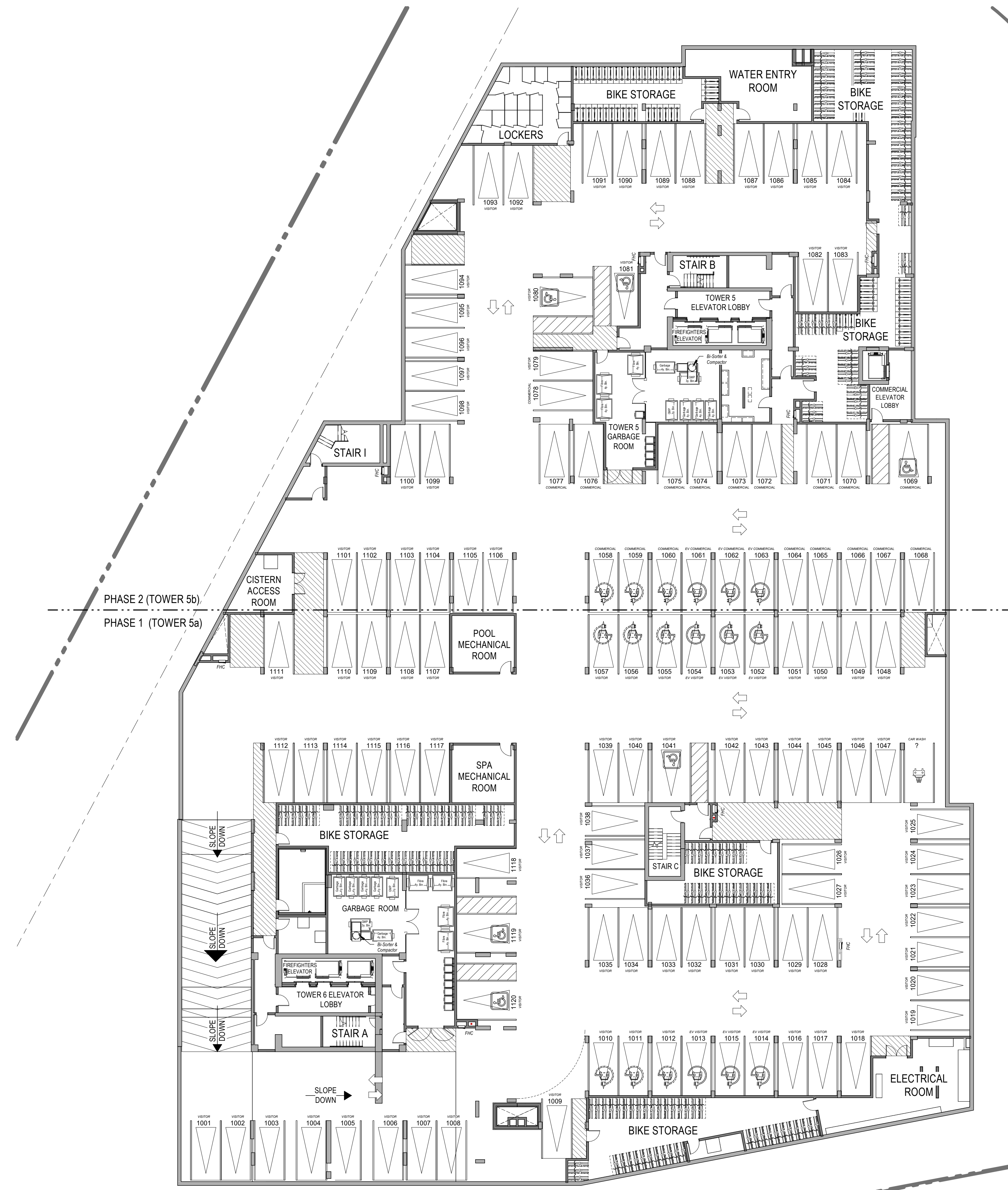
NO	REVISION	DATE (aa-mm-jj)
A	ISSUED FOR SPA REV5	2019-09-04
B	ISSUED FOR SPA REV6	2021-11-02
C	ISSUED FOR CITY COMMENTS REV6	2021-12-10
D	RE-ISSUED FOR SPA REV6	2022-02-28
E	FOR SPA REVIEW	2024-08-26
F	FOR SPA REISSUE REV7	2025-10-30

DESSINÉ PAR Drawn by  
**MU** **MU**  
DATE (aa.mm.jj) 10/10/24 ECHELLE Scale 1 : 200

TITRE DU DESSIN Drawing Title  
**BASEMENT LEVEL 2 PLAN-SPA**

REVISION Revision NO. DESSIN Dwg Number  
**F** **A202.**

C:\Fighters Revit\Locaux\PT56\_11597\_ARC\_INT\_STUDY\_R24\_muyeyamaQ8PQR.rvt



**BASEMENT LEVEL 1 PLAN**

**GENERAL NOTES / Notes Générales**

- These architectural documents are the exclusive property of NEUF architect(e)s and may not be used, reproduced or copied without prior written authorization. / Ces documents d'architecture sont la propriété exclusive de NEUF architect(e)s et ne pourront être utilisés, reproduits ou copiés sans autorisation écrite préalable.
- The dimensions appearing in the documents must be verified by the contractor before the start of the work. / Les dimensions apparaissant aux documents doivent être vérifiées par l'entrepreneur avant le début des travaux.
- The architect must be notified of all errors, omissions and discrepancies between these documents and those of the others professionals. / Veuillez aviser l'architecte de toutes dimensions, erreurs et/ou divergences entre ces documents et ceux des autres professionnels.
- The dimensions on these documents must be read and not measured. / Les dimensions sur ces documents doivent être lues et non mesurées.

**STRUCTURAL Structure**  
**Leroux & Cyr**  
 130 Blvd. Henri-Bourassa Est, Montréal QC H3L 1B7  
 T: 438-381-7773 Email: g.leroux@lerouxicyr.com

**MECHANICAL/ELECTRICAL Mécanique/Électrique**  
**Goodkey, Weedmark & Associates Ltd.**  
 1688 Woodward Drive, Ottawa ON K2C 3R8  
 T: 613-727-5111 Email: m.sarasin@gwai.com / rajiv@gwai.com


**LANDSCAPE ARCHITECT Architect paysager**  
**Levstek Consultants Inc.**  
 5871 Hugh Crescent, Ottawa ON K0A 2W0  
 T: 613-826-0518 (203) Email: rlevstek@larocquelevstek.com

**GEO TECHNICAL Géotechnique**  
**Paterson Group**  
 9 Auriga Drive, Ottawa ON K2E 7T9  
 T: 613-226-7381 Email: jvilleneuve@patersongroup.ca

**CIVIL Civil**  
**exp Services Inc.**  
 2650 Queensview Drive, Suite 100, Ottawa ON K2B 8H6  
 T: 613-698-1899 Email: Chris.collins@exp.com

**ARCHITECTES Architect**  
**NEUF architect(e)s**  
 630, boul. René-Lévesque O. 32e étages, Montréal QC H3B 1S6  
 T 514 847 1117 NEUFarchitectes.com

**SCEAU / Seal**



OUVRAGE Project  
**PETRIE'S LANDING I - TOWER 5/6**

EMPLACEMENT Location NO PROJET No  
**8910 & 8920 11597/12191**  
**JEANNE-D'ARC BLVD**  
**ORLEANS, ON**

NO	REVISION	DATE (aa-mm-jj)
A	ISSUED FOR SPA REV5	2019-09-04
B	ISSUED FOR SPA REV6	2021-11-02
C	ISSUED FOR CITY COMMENTS REV6	2021-12-10
D	RE-ISSUED FOR SPA REV6	2022-02-28
E	FOR SPA REVIEW	2024-08-26
F	FOR SPA REISSUE REV7	2025-10-30

DESSINÉ PAR Drawn by  
**MU** **MU**  
 DATE (aa.mm.jj) 10/10/24 ECHELLE Scale 1 : 200  
 TITRE DU DESSIN Drawing Title

**BASEMENT LEVEL 1 PLAN-SPA**

REVISION Revision NO. DESSIN Dwg Number  
**F** **A203.**

GENERAL NOTES / Notes Générales

1. These architectural documents are the exclusive property of NEUF architect(e)s and may not be used, reproduced or copied without prior written authorization. / Ces documents d'architecture sont la propriété exclusive de NEUF architect(e)s et ne pourront être utilisés, reproduits ou copiés sans autorisation écrite préalable.
2. The dimensions appearing in the documents must be verified by the contractor before the start of the work. / Les dimensions apparaissant aux documents doivent être vérifiées par l'entrepreneur avant le début des travaux.
3. The architect must be notified of all errors, omissions and discrepancies between these documents and those of the others professionals. / Veuillez aviser l'architecte de toutes dimensions, erreurs et/ou divergences entre ces documents et ceux des autres professionnels.
4. The dimensions on these documents must be read and not measured. / Les dimensions sur ces documents doivent être lues et non mesurées.

**STRUCTURAL Structure**  
**Leroux & Cyr**  
 130 Blvd. Henri-Bourassa Est, Montréal QC H3L 1B7  
 T: 438-381-7773 Email: gleroux@lerouxicyr.com

**MECHANICAL/ELECTRICAL Mécanique/Électrique**  
**Goodkey, Weedmark & Associates Ltd.**  
 1688 Woodward Drive, Ottawa ON K2C 3R8  
 T: 613-727-5111 Email: m.sarasin@gwal.com / rajiv@gwal.com


**LANDSCAPE ARCHITECT Architect paysager**  
**Levstek Consultants Inc.**  
 5871 Hugh Crescent, Ottawa ON K0A 2W0  
 T: 613-826-0518 (203) Email: rlevstek@larocquelevstek.com

**GEOTECHNICAL Géotechnique**  
**Paterson Group**  
 9 Auriga Drive, Ottawa ON K2E 7T9  
 T: 613-226-7381 Email: jvilleneuve@patersongroup.ca

**CIVIL Civil**  
**exp Services Inc.**  
 2650 Queensview Drive, Suite 100, Ottawa ON K2B 8H6  
 T: 613-698-1899 Email: Chris.collins@exp.com

**ARCHITECTES Architect**  
**NEUF architect(e)s**  
 630, boul. René-Lévesque O. 32e étages, Montréal QC H3B 1S6  
 T 514 847 1117 NEUFarchitectes.com

**SCEAU / Seal**



CLIENT Client

OUVRAGE Project  
**PETRIE'S LANDING I - TOWER 5/6**

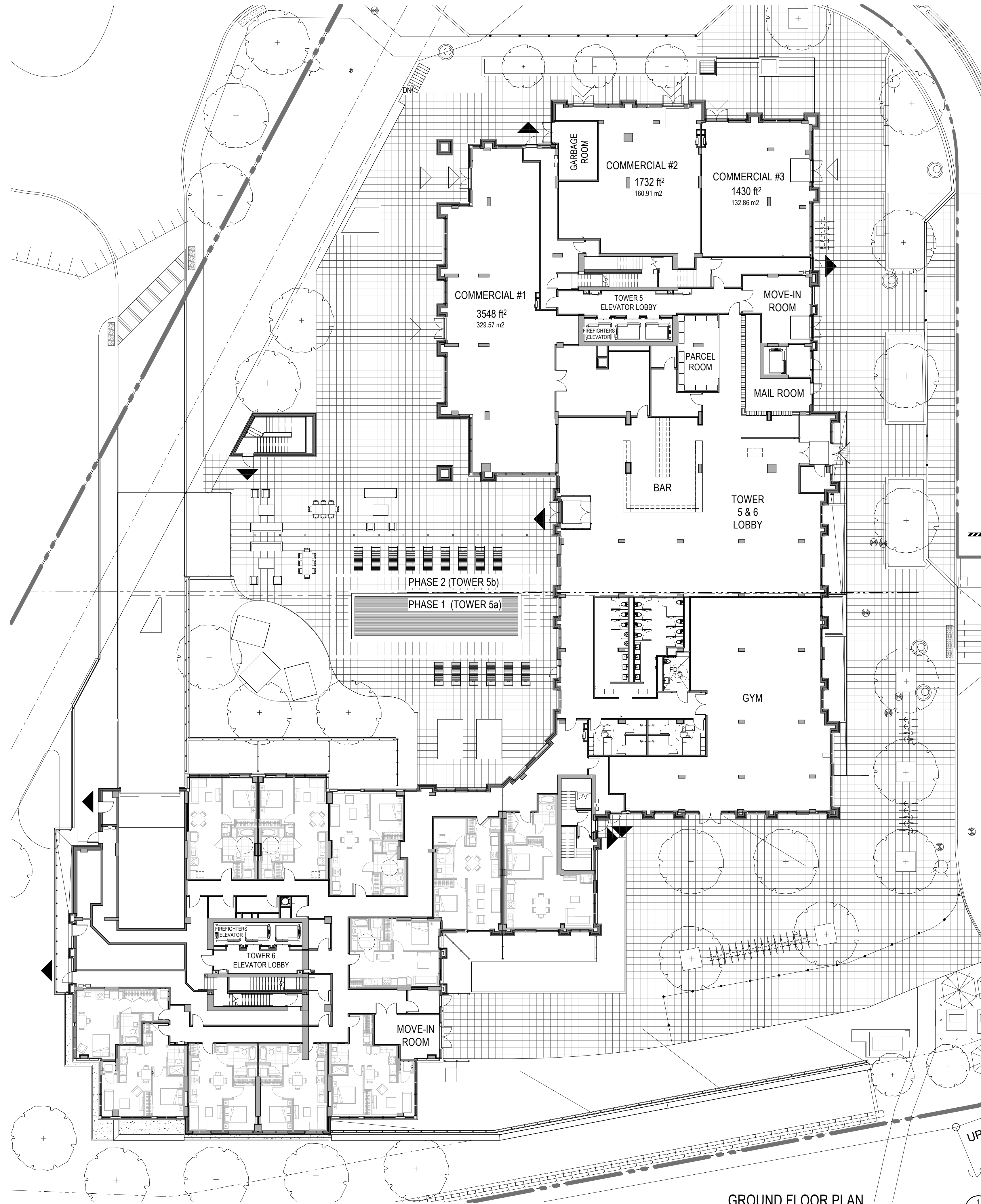
EMPLACEMENT Location NO PROJET No.  
**8910 & 8920 11597/12191**  
**JEANNE-D'ARC BLVD**  
**ORLEANS, ON**

NO	REVISION	DATE (aa-mm-jj)
A	ISSUED FOR SPA REV5	2019-09-04
B	ISSUED FOR SPA REV6	2021-11-02
C	ISSUED FOR CITY COMMENTS REV6	2021-12-10
D	RE-ISSUED FOR SPA REV6	2022-02-28
E	FOR SPA Review	2024-08-26
F	FOR SPA REISSUE REV7	2025-10-30

DESSINÉ PAR Drawn by  
**AJ** VERIFIÉ PAR Checked  
**MU**  
 DATE (aa.mm.jj) 10/10/24 ECHELLE Scale  
**1 : 200**

TITRE DU DESSIN Drawing Title  
**GENERAL GROUND FLOOR PLAN**

REVISION Revision NO. DESSIN Dwg Number  
**F A204.**



**GROUND FLOOR PLAN**

1:200

1  
A204

GENERAL NOTES / Notes Générales

1. These architectural documents are the exclusive property of NEUF architect(e)s and may not be used, reproduced or copied without prior written authorization. / Ces documents d'architecture sont la propriété exclusive de NEUF architect(e)s et ne pourront être utilisés, reproduits ou copiés sans autorisation écrite préalable.
2. The dimensions appearing in the documents must be verified by the contractor before the start of the work. / Les dimensions apparaissant aux documents doivent être vérifiées par l'entrepreneur avant le début des travaux.
3. The architect must be notified of all errors, omissions and discrepancies between these documents and those of the others professionals. / Veuillez aviser l'architecte de toutes dimensions, erreurs et/ou divergences entre ces documents et ceux des autres professionnels.
4. The dimensions on these documents must be read and not measured. / Les dimensions sur ces documents doivent être lues et non mesurées.

**STRUCTURAL / Structure**  
**Leroux & Cyr**  
 130 Blvd. Henri-Bourassa Est, Montréal QC H3L 1B7  
 T: 438-381-7773 Email: gleroux@lerouxcyr.com

**MECHANICAL/ELECTRICAL / Mécanique/Électrique**  
**Goodkey, Weedmark & Associates Ltd.**  
 1688 Woodward Drive, Ottawa ON K2C 3R8  
 T: 613-727-5111 Email: m.sarasin@gmail.com / rajiv@gmail.com


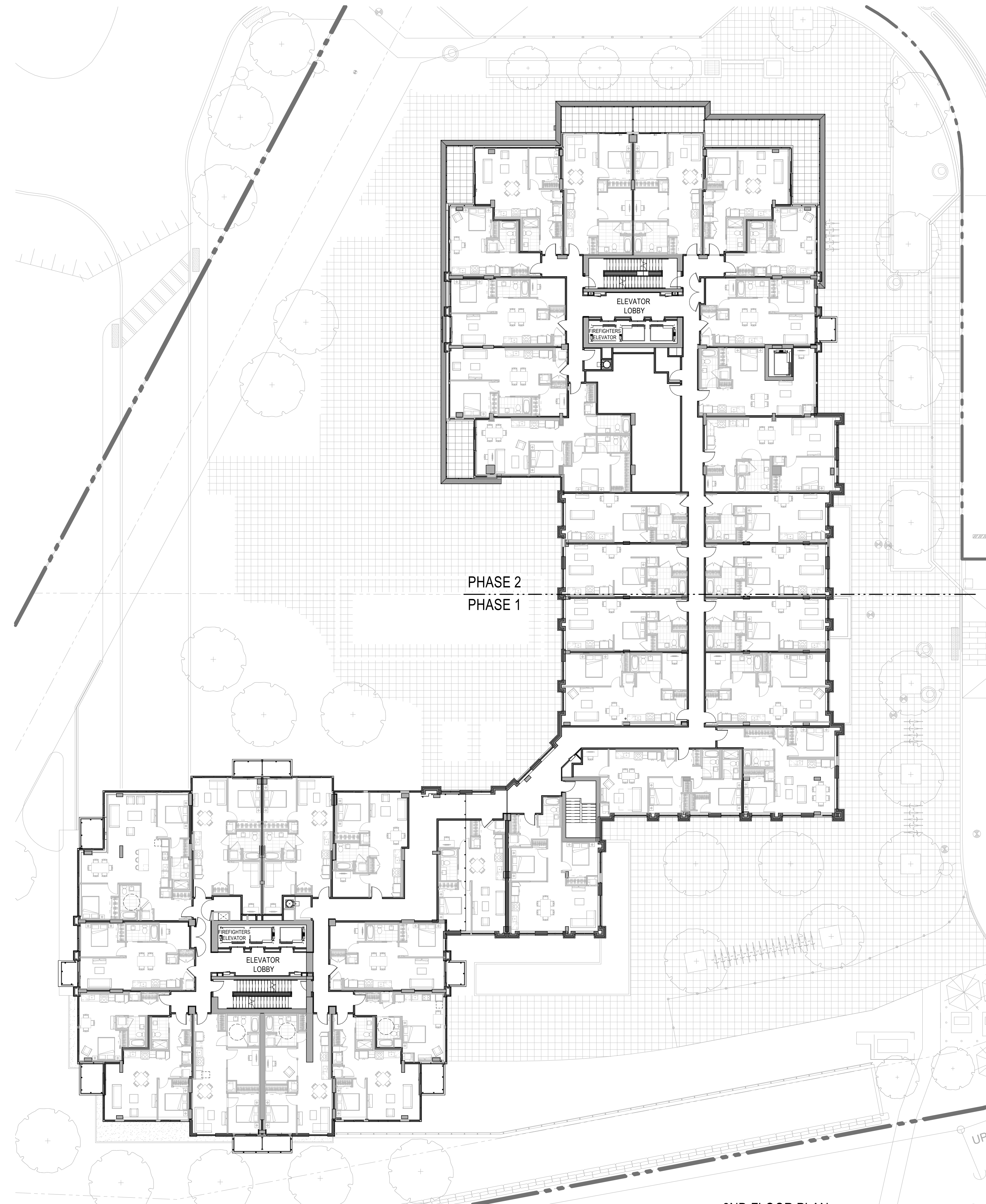
**LANDSCAPE ARCHITECT / Architect paysager**  
**Levstek Consultants Inc.**  
 5871 Hugh Crescent, Ottawa ON K0A 2W0  
 T: 613-826-0518 (203) Email: rlevstek@larocquelevstek.com

**GEOTECHNICAL / Géotechnique**  
**Paterson Group**  
 9 Auriga Drive, Ottawa ON K2E 7T9  
 T: 613-226-7381 Email: jvilleneuve@patersongroup.ca

**CIVIL / Civil**  
**exp Services Inc.**  
 2650 Queensview Drive, Suite 100, Ottawa ON K2B 8H6  
 T: 613-698-1899 Email: Chris.collins@exp.com

**ARCHITECTES / Architect**  
**NEUF architect(e)s**  
 630, boul. René-Lévesque O. 32e étages, Montréal QC H3B 1S6  
 T 514 847 1117 NEUFarchitectes.com

**SCEAU / Seal**



CLIENT Client  
**PETRIE'S LANDING I - TOWER 5/6**

EMPLACEMENT Location NO PROJET No.  
 8910 & 8920 11597/12191  
 JEANNE-D'ARC BLVD  
 ORLEANS, ON

NO	REVISION	DATE (aa-mm-jj)
A	ISSUED FOR SPA REV5	2019-09-04
B	ISSUED FOR SPA REV6	2021-11-02
C	ISSUED FOR CITY COMMENTS REV6	2021-12-10
D	RE-ISSUED FOR SPA REV6	2022-02-28
E	FOR SPA Review	2024-08-26
F	FOR SPA REISSUE REV7	2025-10-30

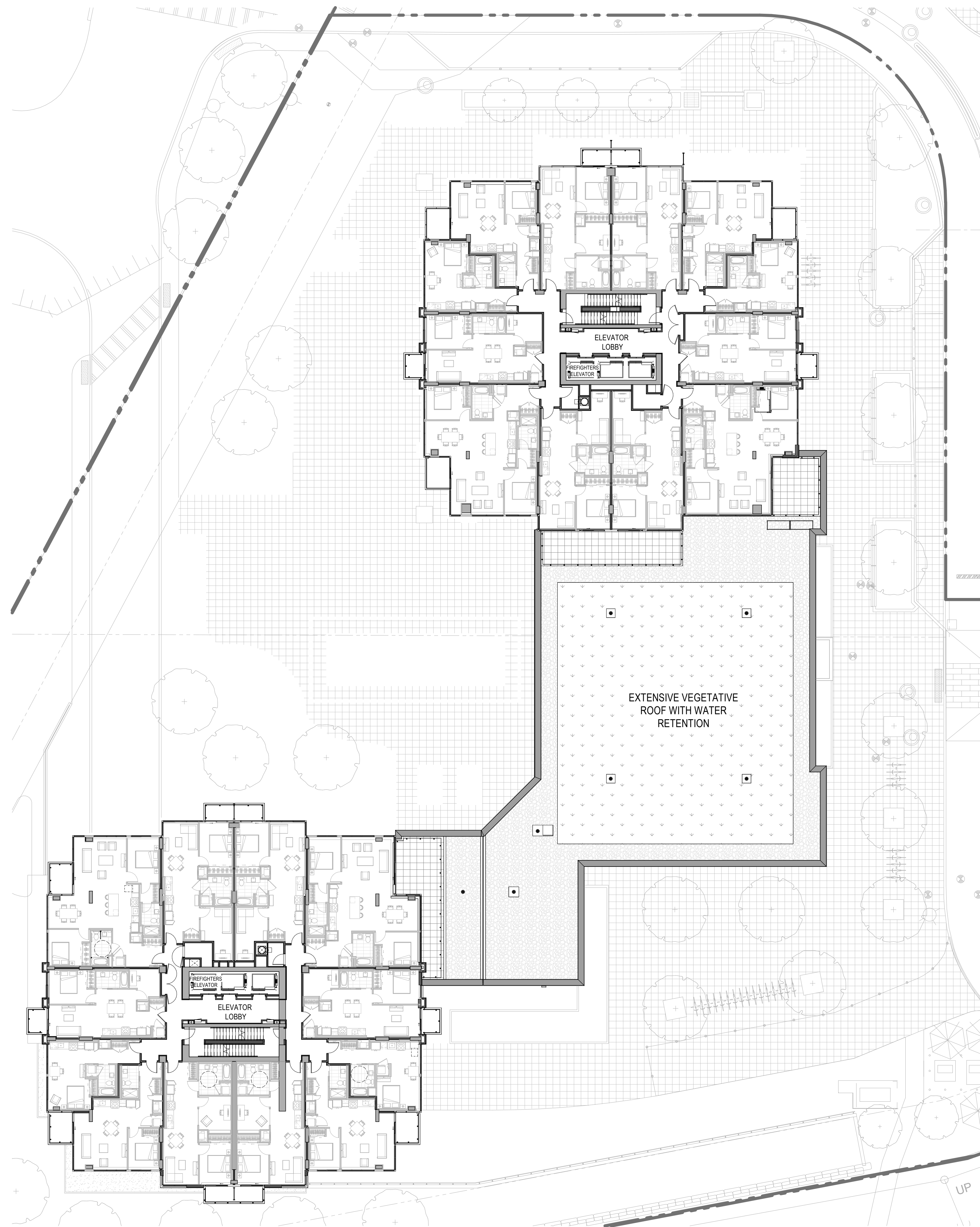
DESSINÉ PAR Drawn by  
 MU MU  
 DATE (aa.mm.jj) 10/10/24 ECHELLE Scale 1 : 200

TITRE DU DESSIN Drawing Title  
**GENERAL 2ND FLOOR PLAN**

REVISION Revision NO. DESSIN Dwg Number  
**F A205.**

**2ND FLOOR PLAN**  
 1 : 200

C:\Fishers Revit\Locaux\PT56\_11597\_ARC\_INT\_STUDY\_R24\_muyeyamaQ8PQR.rvt



03-3RD FLOOR PLAN - SPA  
1 : 200

1  
A206

GENERAL NOTES / Notes Générales

1. These architectural documents are the exclusive property of NEUF architect(e)s and may not be used, reproduced or copied without prior written authorization. / Ces documents d'architecture sont la propriété exclusive de NEUF architect(e)s et ne pourront être utilisés, reproduits ou copiés sans autorisation écrite préalable.
2. The dimensions appearing in the documents must be verified by the contractor before the start of the work. / Les dimensions apparaissant aux documents doivent être vérifiées par l'entrepreneur avant le début des travaux.
3. The architect must be notified of all errors, omissions and discrepancies between these documents and those of the others professionals. / Veuillez aviser l'architecte de toutes dimensions, erreurs et/ou divergences entre ces documents et ceux des autres professionnels.
4. The dimensions on these documents must be read and not measured. / Les dimensions sur ces documents doivent être lues et non mesurées.

STRUCTURAL / Structure

**Leroux & Cyr**  
130 Blvd. Henri-Bourassa Est, Montréal QC H3L 1B7  
T: 438-381-7773 Email: gleroux@lerouxcyr.com

MECHANICAL/ELECTRICAL / Mécanique/Électrique

**Goodkey, Weedmark & Associates Ltd.**  
1688 Woodward Drive, Ottawa ON K2C 3R8  
T: 613-727-5111 Email: m.sarasin@gwal.com / rajiv@gwal.com

LANDSCAPE ARCHITECT / Architect paysager

**Levstek Consultants Inc.**  
5871 Hugh Crescent, Ottawa ON K0A 2W0  
T: 613-826-0518 (203) Email: rlevstek@larocquelevstek.com

GEOTECHNICAL / Géotechnique

**Paterson Group**  
9 Auriga Drive, Ottawa ON K2E 7T9  
T: 613-226-7381 Email: jvilleneuve@patersongroup.ca

CIVIL / Civil

**exp Services Inc.**  
2650 Queensview Drive, Suite 100, Ottawa ON K2B 8H6  
T: 613-698-1899 Email: Chris.collins@exp.com

ARCHITECTES / Architect

**NEUF architect(e)s**  
630, boul. René-Lévesque O. 32e étages, Montréal QC H3B 1S6  
T 514 847 1117 NEUFarchitectes.com

SCEAU / Seal



OUVRAGE / Project  
**PETRIE'S LANDING I - TOWER 5/6**

EMPLACEMENT / Location  
**8910 & 8920 JEANNE-D'ARC BLVD ORLEANS, ON**

NO	REVISION	DATE (aa-mm-ii)
A	ISSUED FOR SPA REV5	2019-09-04
B	ISSUED FOR SPA REV6	2021-11-02
C	ISSUED FOR CITY COMMENTS REV6	2021-12-10
D	RE-ISSUED FOR SPA REV6	2022-02-28
E	FOR SPA Review	2024-08-26
F	FOR SPA REISSUE REV7	2025-10-30

DESSINÉ PAR / Drawn by  
**MU**

DATE (aa.mm.ii)  
**10/10/24**

TITRE DU DESSIN / Drawing Title  
**GENERAL 3RD FLOOR PLAN**

VERIFIÉ PAR / Checked  
**MU**

ECHELLE / Scale  
**1 : 200**

REVISION / Revision  
**F**

NO. DESSIN / Dwg Number  
**A206.**

GENERAL NOTES / Notes Générales

1. These architectural documents are the exclusive property of NEUF architect(e)s and may not be used, reproduced or copied without prior written authorization. / Ces documents d'architecture sont la propriété exclusive de NEUF architect(e)s et ne pourront être utilisés, reproduits ou copiés sans autorisation écrite préalable.
2. The dimensions appearing in the documents must be verified by the contractor before the start of the work. / Les dimensions apparaissant aux documents doivent être vérifiées par l'entrepreneur avant le début des travaux.
3. The architect must be notified of all errors, omissions and discrepancies between these documents and those of the others professionals. / Veuillez aviser l'architecte de toutes dimensions, erreurs et/ou divergences entre ces documents et ceux des autres professionnels.
4. The dimensions on these documents must be read and not measured. / Les dimensions sur ces documents doivent être lues et non mesurées.

**STRUCTURAL Structure**  
**Leroux & Cyr**  
 130 Blvd. Henri-Bourassa Est, Montréal QC H3L 1B7  
 T: 438-381-7773 Email: gleroux@lerouxicyr.com

**MECHANICAL/ELECTRICAL Mécanique/Électrique**  
**Goodkey, Weedmark & Associates Ltd.**  
 1688 Woodward Drive, Ottawa ON K2C 3R8  
 T: 613-727-5111 Email: m.sarasin@gwal.com / rajiv@gwal.com


**LANDSCAPE ARCHITECT Architect paysager**  
**Levstek Consultants Inc.**  
 5871 Hugh Crescent, Ottawa ON K0A 2W0  
 T: 613-826-0518 (203) Email: rlevstek@larocquelevstek.com

**GEOTECHNICAL Géotechnique**  
**Paterson Group**  
 9 Auriga Drive, Ottawa ON K2E 7T9  
 T: 613-226-7381 Email: jvilleneuve@patersongroup.ca

**CIVIL Civil**  
**exp Services Inc.**  
 2650 Queensview Drive, Suite 100, Ottawa ON K2B 8H6  
 T: 613-698-1899 Email: Chris.collins@exp.com

**ARCHITECTES Architect**  
**NEUF architect(e)s**  
 630, boul. René-Lévesque O. 32e étages, Montréal QC H3B 1S6  
 T 514 847 1117 NEUFarchitectes.com

**SCEAU / Seal**



**OUVRAGE Project**  
**PETRIE'S LANDING I - TOWER 5/6**

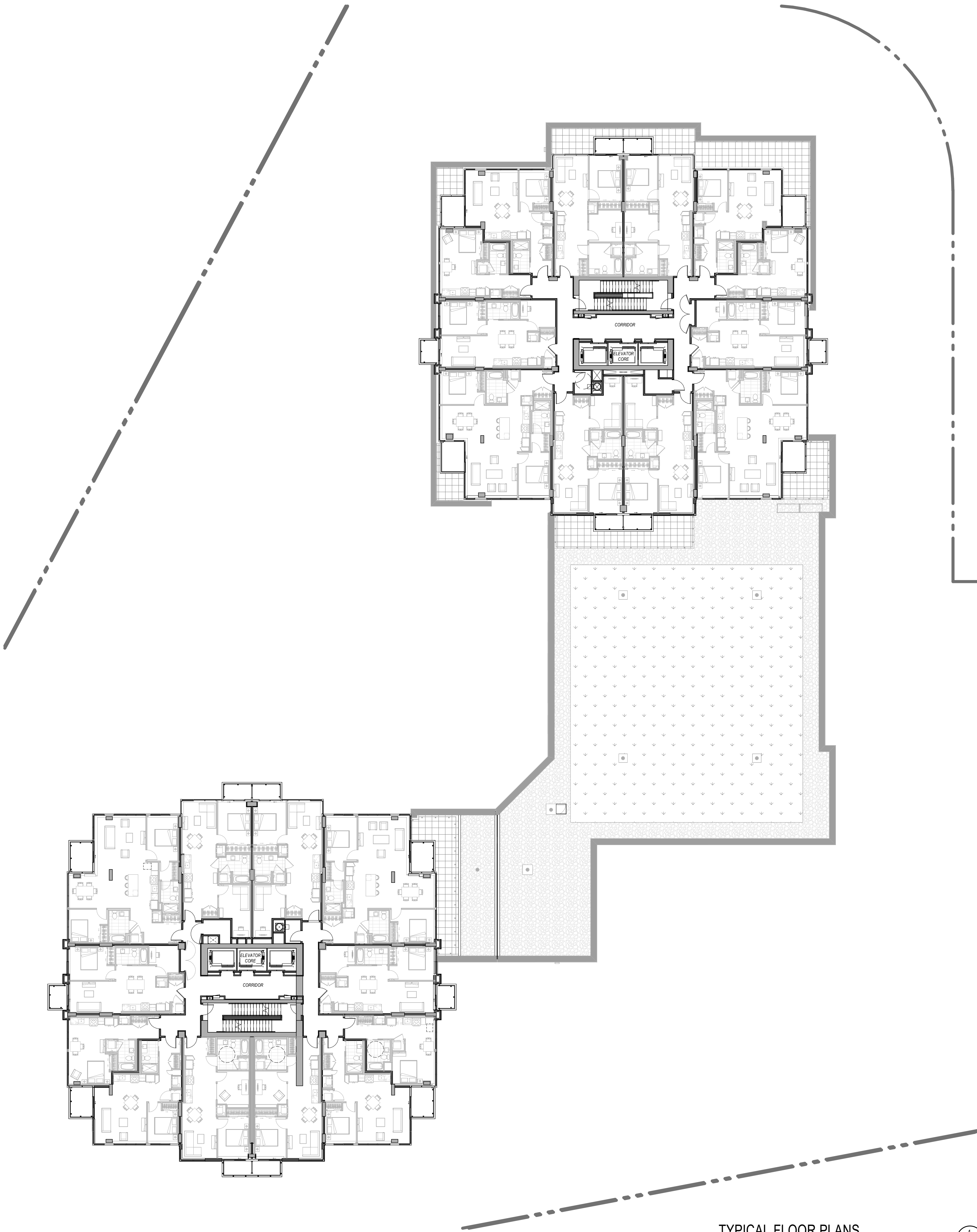
**EMPLACEMENT Location** NO PROJET No.  
 8910 & 8920 11597/12191  
 JEANNE-D'ARC BLVD  
 ORLEANS, ON

NO	RÉVISION	DATE (aa-mm-jj)
A	ISSUED FOR SPA REV5	2019-09-04
B	ISSUED FOR SPA REV6	2021-11-02
C	ISSUED FOR CITY COMMENTS REV6	2021-12-10
D	RE-ISSUED FOR SPA REV6	2022-02-28
E	FOR SPA Review	2024-08-26
F	FOR SPA REISSUE REV7	2025-10-30

**DESSINÉ PAR Drawn by** MU **VERIFIÉ PAR Checked** MU  
**DATE (aa.mm.jj)** 10/23/24 **ECHELLE Scale** 1 : 200  
**TITRE DU DESSIN Drawing Title**

**GENERAL TYPICAL FLOOR PLAN**

**RÉVISION Revision** NO. DESSIN Dwg Number  
**F** **A207.**



TYPICAL FLOOR PLANS

1:200

1  
A207

GENERAL NOTES / Notes Générales

1. These architectural documents are the exclusive property of NEUF architect(e)s and may not be used, reproduced or copied without prior written authorization. / Ces documents d'architecture sont la propriété exclusive de NEUF architect(e)s et ne pourront être utilisés, reproduits ou copiés sans autorisation écrite préalable.
2. The dimensions appearing in the documents must be verified by the contractor before the start of the work. / Les dimensions apparaissant aux documents doivent être vérifiées par l'entrepreneur avant le début des travaux.
3. The architect must be notified of all errors, omissions and discrepancies between these documents and those of the others professionals. / Veuillez aviser l'architecte de toutes dimensions, erreurs et/ou divergences entre ces documents et ceux des autres professionnels.
4. The dimensions on these documents must be read and not measured. / Les dimensions sur ces documents doivent être lues et non mesurées.

**STRUCTURAL / Structure**  
**Leroux & Cyr**  
 130 Blvd. Henri-Bourassa Est, Montréal QC H3L 1B7  
 T: 438-381-7773 Email: gleroux@lerouxcyr.com

**MECHANICAL/ELECTRICAL / Mécanique/Électrique**  
**Goodkey, Weedmark & Associates Ltd.**  
 1688 Woodward Drive, Ottawa ON K2C 3R8  
 T: 613-727-5111 Email: m.sarasin@gwal.com / rajiv@gwal.com

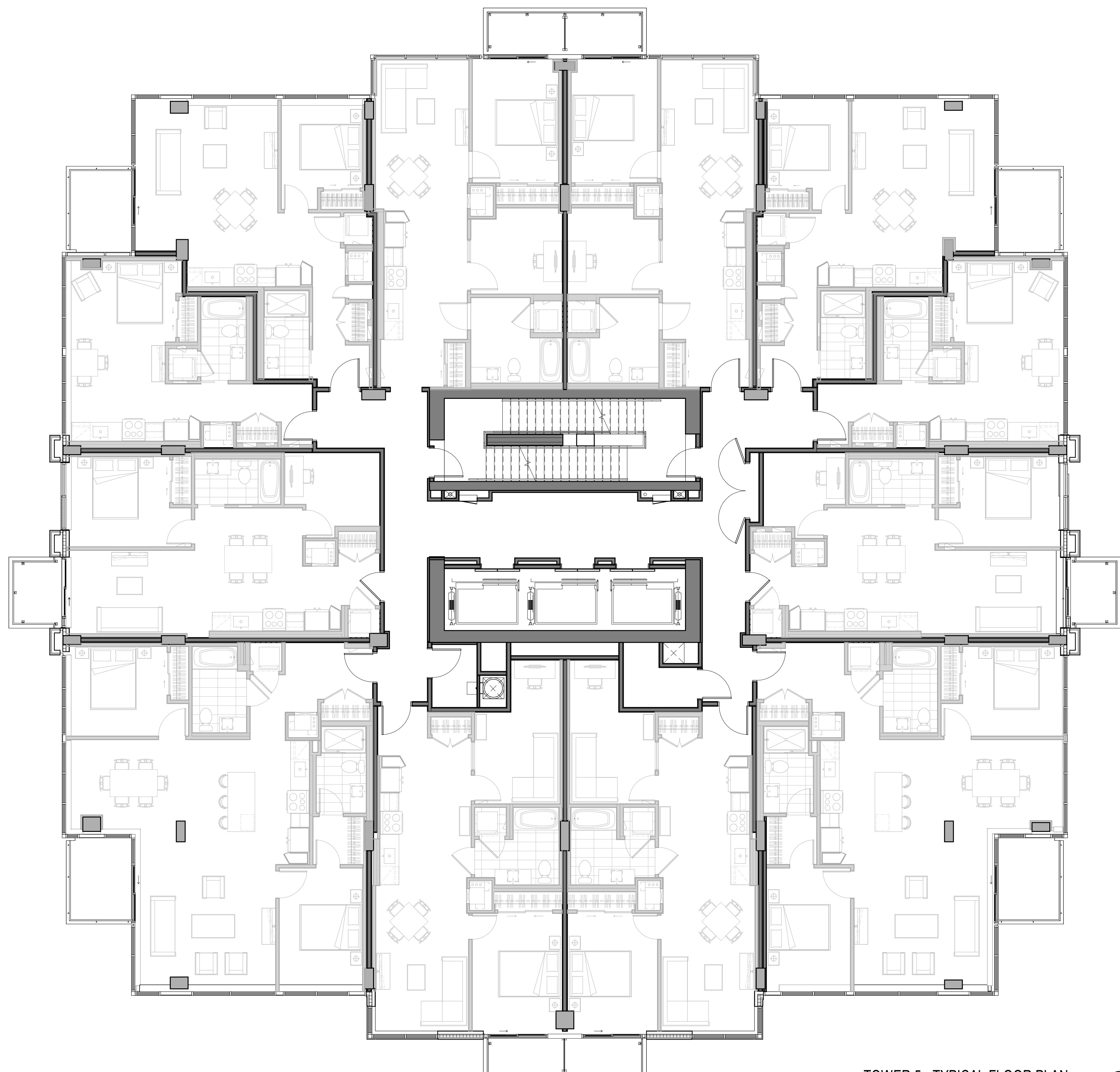
**LANDSCAPE ARCHITECT / Architect paysager**  
**Levstek Consultants Inc.**  
 5871 Hugh Crescent, Ottawa ON K0A 2W0  
 T: 613-826-0518 (203) Email: rlevstek@larocquelevstek.com

**GEOTECHNICAL / Géotechnique**  
**Paterson Group**  
 9 Auriga Drive, Ottawa ON K2E 7T9  
 T: 613-226-7381 Email: jvilleneuve@patersongroup.ca

**CIVIL / Civil**  
**exp Services Inc.**  
 2650 Queensview Drive, Suite 100, Ottawa ON K2B 8H6  
 T: 613-698-1899 Email: Chris.collins@exp.com

**ARCHITECTES / Architect**  
**NEUF architect(e)s**  
 630, boul. René-Lévesque O. 32e étages, Montréal QC H3B 1S6  
 T 514 847 1117 NEUFarchitectes.com

**SCEAU / Seal**



**OUVRAGE / Project**  
**PETRIE'S LANDING I - TOWER 5/6**

**EMPLACEMENT / Location**  
 8910 & 8920 JEANNE-D'ARC BLVD  
 ORLEANS, ON

NO	RÉVISION	DATE (aa-mm-jj)
A	ISSUED FOR SPA REV5	2019-09-04
B	ISSUED FOR SPA REV6	2021-11-02
C	ISSUED FOR CITY COMMENTS REV6	2021-12-10
D	RE-ISSUED FOR SPA REV6	2022-02-28
E	FOR SPA Review	2024-08-26
F	FOR SPA REISSUE REV7	2025-10-30

**DESSINÉ PAR / Drawn by**  
 MU

**VERIFIÉ PAR / Checked**  
 MU

**DATE (aa.mm.jj)**  
 10/28/24

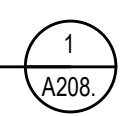
**ECHELLE / Scale**  
 1 : 75

**TITRE DU DESSIN / Drawing Title**  
**TYPICAL FLOOR PLAN TOWER 5**

**RÉVISION / Revision**  
**F**

**NO. DESSIN / Dwg Number**  
**A208.**

**TOWER 5 - TYPICAL FLOOR PLAN**  
 1 : 75



GENERAL NOTES / Notes Générales

1. These architectural documents are the exclusive property of NEUF architects and may not be used, reproduced or copied without prior written authorization. / Ces documents d'architecture sont la propriété exclusive de NEUF architectes et ne pourront être utilisés, reproduits ou copiés sans autorisation écrite préalable.
2. The dimensions appearing in the documents must be verified by the contractor before the start of the work. / Les dimensions apparaissant aux documents doivent être vérifiées par l'entrepreneur avant le début des travaux.
3. The architect must be notified of all errors, omissions and discrepancies between these documents and those of the others professionals. / Veuillez aviser l'architecte de toutes dimensions, erreurs et/ou divergences entre ces documents et ceux des autres professionnels.
4. The dimensions on these documents must be read and not measured. / Les dimensions sur ces documents doivent être lues et non mesurées.

STRUCTURAL Structure

**Leroux & Cyr**  
130 Blvd. Henri-Bourassa Est, Montréal QC H3L 1B7  
T: 438-381-7773 Email: gleroux@lerouxicyr.com

MECHANICAL/ELECTRICAL Mécanique/Électrique

**Goodkey, Weedmark & Associates Ltd.**  
1688 Woodward Drive, Ottawa ON K2C 3R8  
T: 613-727-5111 Email: m.sarasin@gwal.com / rajiv@gwal.com

LANDSCAPE ARCHITECT Architect paysager

**Levstek Consultants Inc.**  
5871 Hugh Crescent, Ottawa ON K0A 2W0  
T: 613-826-0518 (203) Email: rlevstek@larocquelevstek.com

GEOTECHNICAL Géotechnique

**Paterson Group**  
9 Auriga Drive, Ottawa ON K2E 7T9  
T: 613-226-7381 Email: jvilleneuve@patersongroup.ca

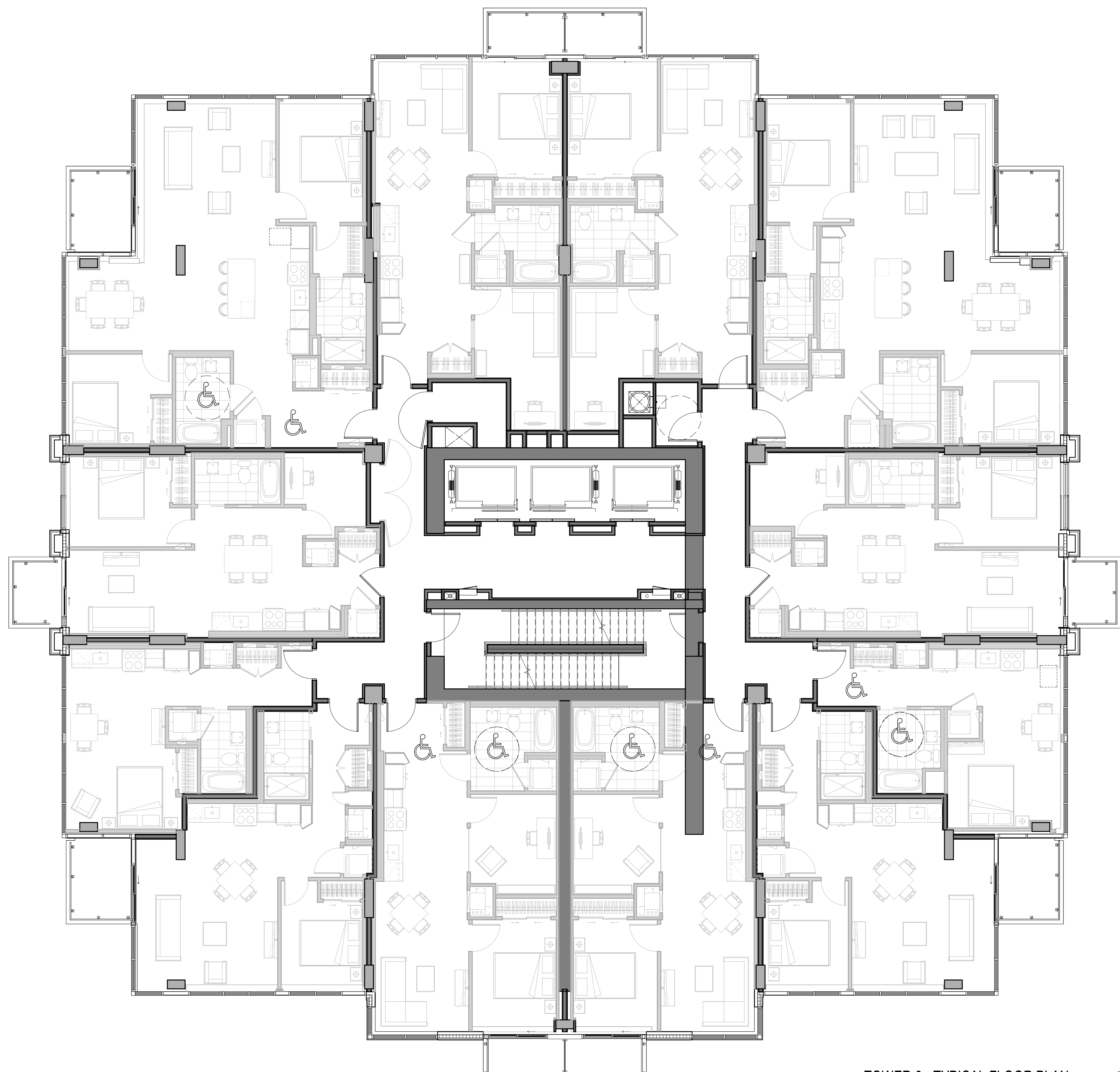
CIVIL Civil

**exp Services Inc.**  
2650 Queensview Drive, Suite 100, Ottawa ON K2B 8H6  
T: 613-698-1899 Email: Chris.collins@exp.com

ARCHITECTES Architect

**NEUF architect(e)s**  
630, boul. René-Lévesque O. 32e étages, Montréal QC H3B 1S6  
T 514 847 1117 NEUFarchitectes.com

SCEAU / Seal



OUVRAGE / Project  
**PETRIE'S LANDING I - TOWER 5/6**

EMPLACEMENT / Location  
**8910 & 8920  
JEANNE-D'ARC BLVD  
ORLEANS, ON**

NO	RÉVISION	DATE (aa-mm-jj)
A	ISSUED FOR SPA REV5	2019-09-04
B	ISSUED FOR SPA REV6	2021-11-02
C	ISSUED FOR CITY COMMENTS REV6	2021-12-10
D	RE-ISSUED FOR SPA REV6	2022-02-28
E	FOR SPA Review	2024-08-26
F	FOR SPA REISSUE REV7	2025-10-30

DESSINÉ PAR / Drawn by  
**MU**

DATE (aa.mm.jj)  
**10/28/24**

TITRE DU DESSIN / Drawing Title  
**TYPICAL FLOOR PLAN  
TOWER 6**

VERIFIÉ PAR / Checked  
**MU**

ECHELLE / Scale  
**1 : 75**

NO. DESSIN / Dwg Number  
**F**

NO. PROJET / No.  
**11597/12191**

NO. RÉVISION / Revision  
**F**

**TOWER 6 - TYPICAL FLOOR PLAN**  
1 : 75

GENERAL NOTES / Notes Générales

1. These architectural documents are the exclusive property of NEUF architect(e)s and may not be used, reproduced or copied without prior written authorization. / Ces documents d'architecture sont la propriété exclusive de NEUF architect(e)s et ne pourront être utilisés, reproduits ou copiés sans autorisation écrite préalable.
2. The dimensions appearing in the documents must be verified by the contractor before the start of the work. / Les dimensions apparaissant aux documents doivent être vérifiées par l'entrepreneur avant le début des travaux.
3. The architect must be notified of all errors, omissions and discrepancies between these documents and those of the others professionals. / Veuillez aviser l'architecte de toutes dimensions, erreurs et/ou divergences entre ces documents et ceux des autres professionnels.
4. The dimensions on these documents must be read and not measured. / Les dimensions sur ces documents doivent être lues et non mesurées.

STRUCTURAL / Structure

**Leroux & Cyr**  
130 Blvd. Henri-Bourassa Est, Montréal QC H3L 1B7  
T: 438-381-7773 Email: gleroux@lerouxcyr.com

MECHANICAL/ELECTRICAL / Mécanique/Électrique

**Goodkey, Weedmark & Associates Ltd.**  
1688 Woodward Drive, Ottawa ON K2C 3R8  
T: 613-727-5111 Email: m.sarasin@gwal.com / rajiv@gwal.com

LANDSCAPE ARCHITECT / Architect paysager

**Levstek Consultants Inc.**  
5871 Hugh Crescent, Ottawa ON K0A 2W0  
T: 613-826-0518 (203) Email: rlevstek@larocquelevstek.com

GEOTECHNICAL / Géotechnique

**Paterson Group**  
9 Auriga Drive, Ottawa ON K2E 7T9  
T: 613-226-7381 Email: jvilleneuve@patersongroup.ca

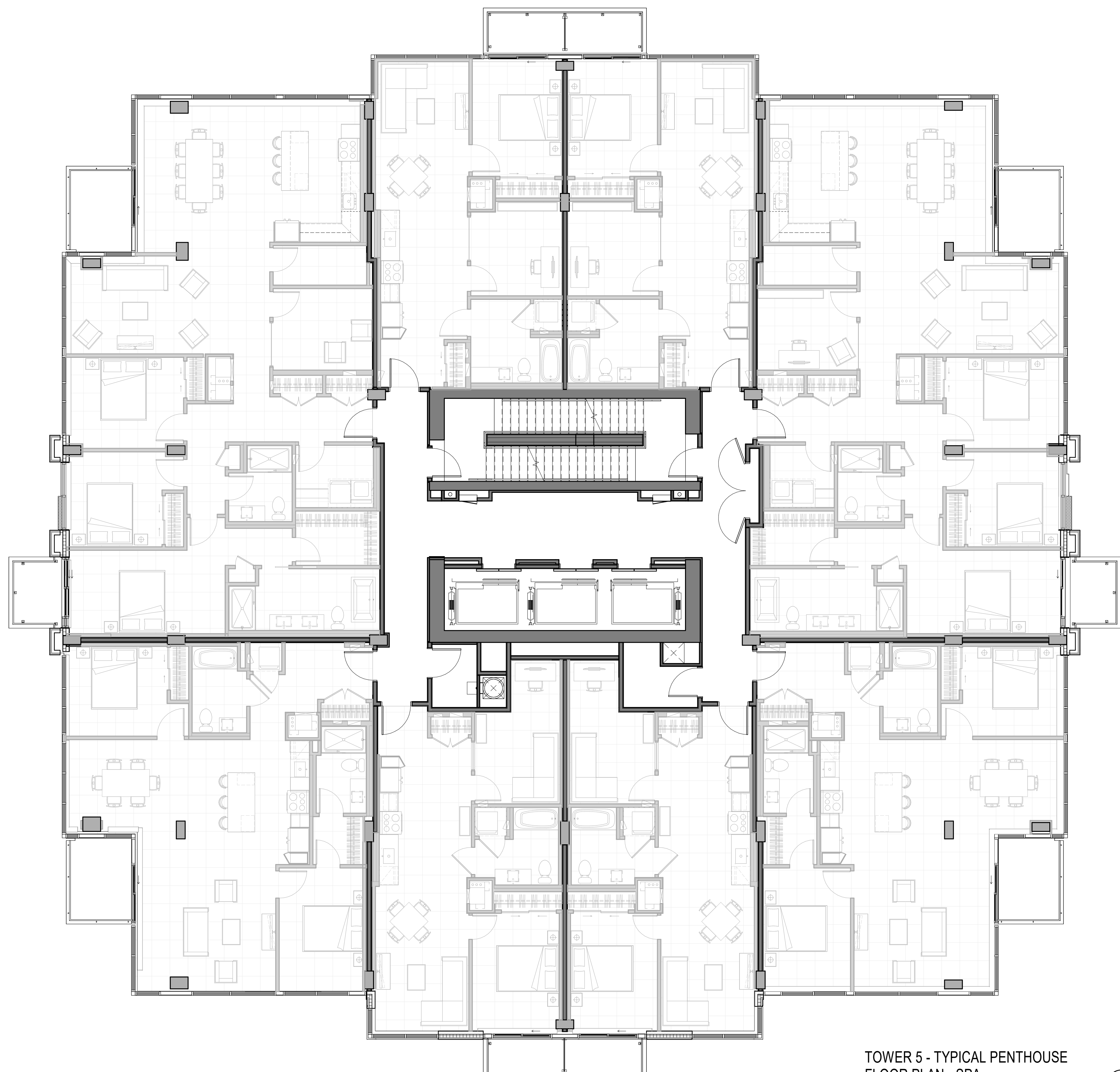
CIVIL / Civil

**exp Services Inc.**  
2650 Queensview Drive, Suite 100, Ottawa ON K2B 8H6  
T: 613-698-1899 Email: Chris.collins@exp.com

ARCHITECTES / Architect


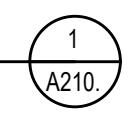
**NEUF architect(e)s**  
630, boul. René-Lévesque O. 32e étages, Montréal QC H3B 1S6  
T 514 847 1117 NEUFarchitectes.com

SCEAU / Seal



TOWER 5 - TYPICAL PENTHOUSE  
FLOOR PLAN - SPA

1 : 75



OUVRAGE / Project

**PETRIE'S LANDING I - TOWER 5/6**

EMPLACEMENT / Location NO. PROJET / No.  
8910 & 8920 11597/12191  
JEANNE-D'ARC BLVD  
ORLEANS, ON

NO.	RÉVISION	DATE (aa-mm-jj)
A	ISSUED FOR SPA REV5	2019-09-04
B	ISSUED FOR SPA REV6	2021-11-02
C	ISSUED FOR CITY COMMENTS REV6	2021-12-10
D	RE-ISSUED FOR SPA REV6	2022-02-28
E	FOR SPA Review	2024-08-26
F	FOR SPA REISSUE REV7	2025-10-30

DESSINÉ PAR / Drawn by  
MU MU  
DATE (aa.mm.jj) / 10/23/24  
TITRE DU DESSIN / Drawing Title

VERIFIÉ PAR / Checked  
MU MU  
ECHELLE / Scale  
1 : 75

NO. DESSIN / Dwg Number  
**F** **A210.**

GENERAL NOTES / Notes Générales

1. These architectural documents are the exclusive property of NEUF architect(e)s and may not be used, reproduced or copied without prior written authorization. / Ces documents d'architecture sont la propriété exclusive de NEUF architect(e)s et ne pourront être utilisés, reproduits ou copiés sans autorisation écrite préalable.
2. The dimensions appearing in the documents must be verified by the contractor before the start of the work. / Les dimensions apparaissant aux documents doivent être vérifiées par l'entrepreneur avant le début des travaux.
3. The architect must be notified of all errors, omissions and discrepancies between these documents and those of the others professionals. / Veuillez aviser l'architecte de toutes dimensions, erreurs et/ou divergences entre ces documents et ceux des autres professionnels.
4. The dimensions on these documents must be read and not measured. / Les dimensions sur ces documents doivent être lues et non mesurées.

STRUCTURAL / Structure

**Leroux & Cyr**  
130 Blvd. Henri-Bourassa Est, Montréal QC H3L 1B7  
T: 438-381-7773 Email: gleroux@lerouxicyr.com

MECHANICAL/ELECTRICAL / Mécanique/Électrique

**Goodkey, Weedmark & Associates Ltd.**  
1688 Woodward Drive, Ottawa ON K2C 3R8  
T: 613-727-5111 Email: m.sarasin@gwal.com / rajiv@gwal.com

LANDSCAPE ARCHITECT / Architect paysager

**Levstek Consultants Inc.**  
5871 Hugh Crescent, Ottawa ON K0A 2W0  
T: 613-826-0518 (203) Email: rlevstek@larocquelevstek.com

GEOTECHNICAL / Géotechnique

**Paterson Group**  
9 Auriga Drive, Ottawa ON K2E 7T9  
T: 613-226-7381 Email: jvilleneuve@patersongroup.ca

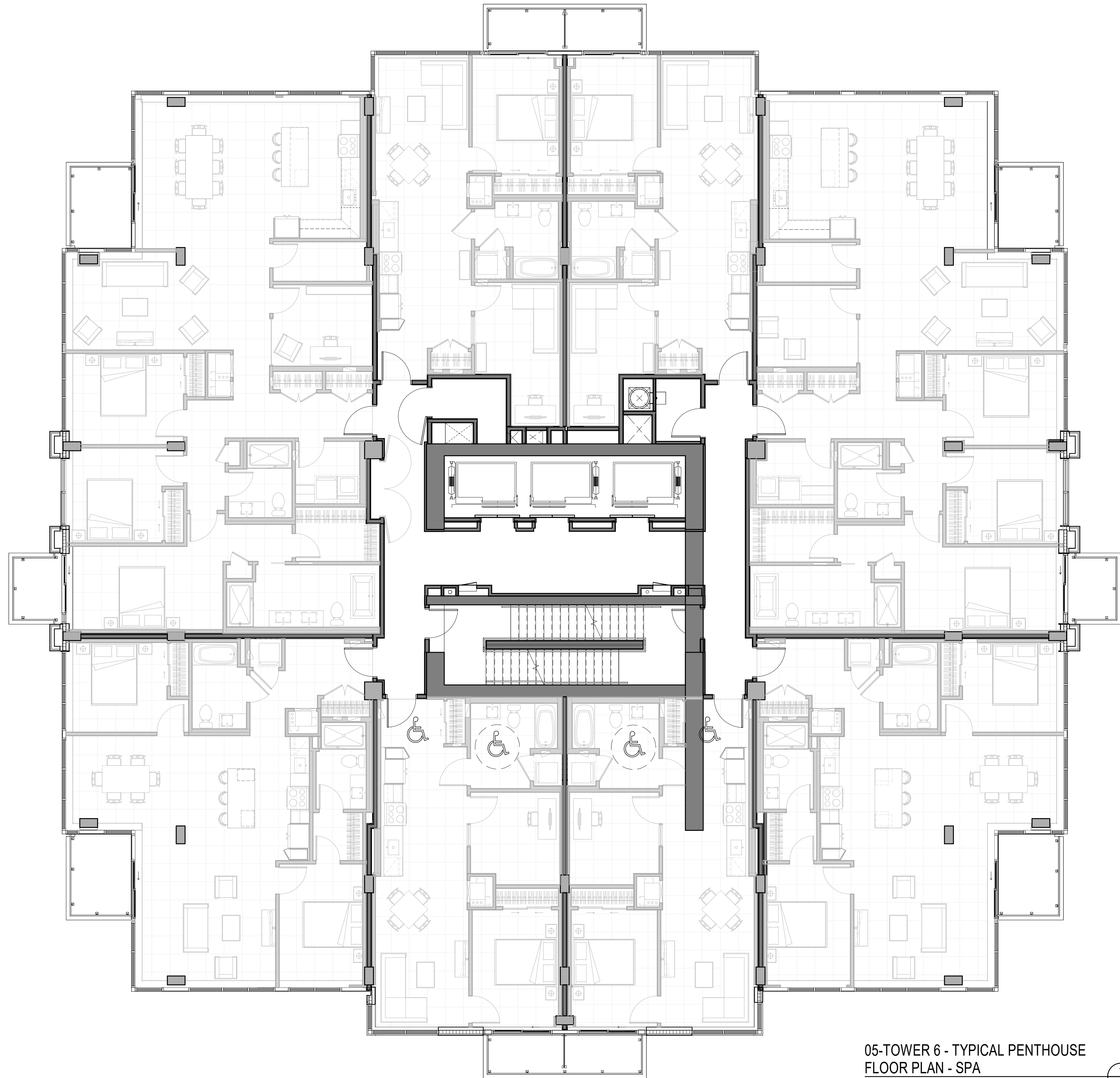
CIVIL / Civil

**exp Services Inc.**  
2650 Queensview Drive, Suite 100, Ottawa ON K2B 8H6  
T: 613-698-1899 Email: Chris.collins@exp.com

ARCHITECTES / Architect

**NEUF architect(e)s**  
630, boul. René-Lévesque O. 32e étages, Montréal QC H3B 1S6  
T 514 847 1117 NEUFarchitectes.com


SCEAU / Seal



05-TOWER 6 - TYPICAL PENTHOUSE  
FLOOR PLAN - SPA

1 : 75

1  
A211



CLIENT / Client

**brigi**

OUVRAGE / Project

**PETRIE'S LANDING I -  
TOWER 5/6**

EMPLACEMENT / Location NO. PROJET / No.  
8910 & 8920 11597/12191  
JEANNE-D'ARC BLVD  
ORLEANS, ON

NO.	RÉVISION	DATE (aa-mm-jj)
A	ISSUED FOR SPA REV5	2019-09-04
B	ISSUED FOR SPA REV6	2021-11-02
C	ISSUED FOR CITY COMMENTS REV6	2021-12-10
D	RE-ISSUED FOR SPA REV6	2022-02-28
E	FOR SPA Review	2024-08-26
F	FOR SPA REISSUE REV7	2025-10-30

DESSINÉ PAR / Drawn by  
MU

DATE (aa.mm.jj)  
10/23/24

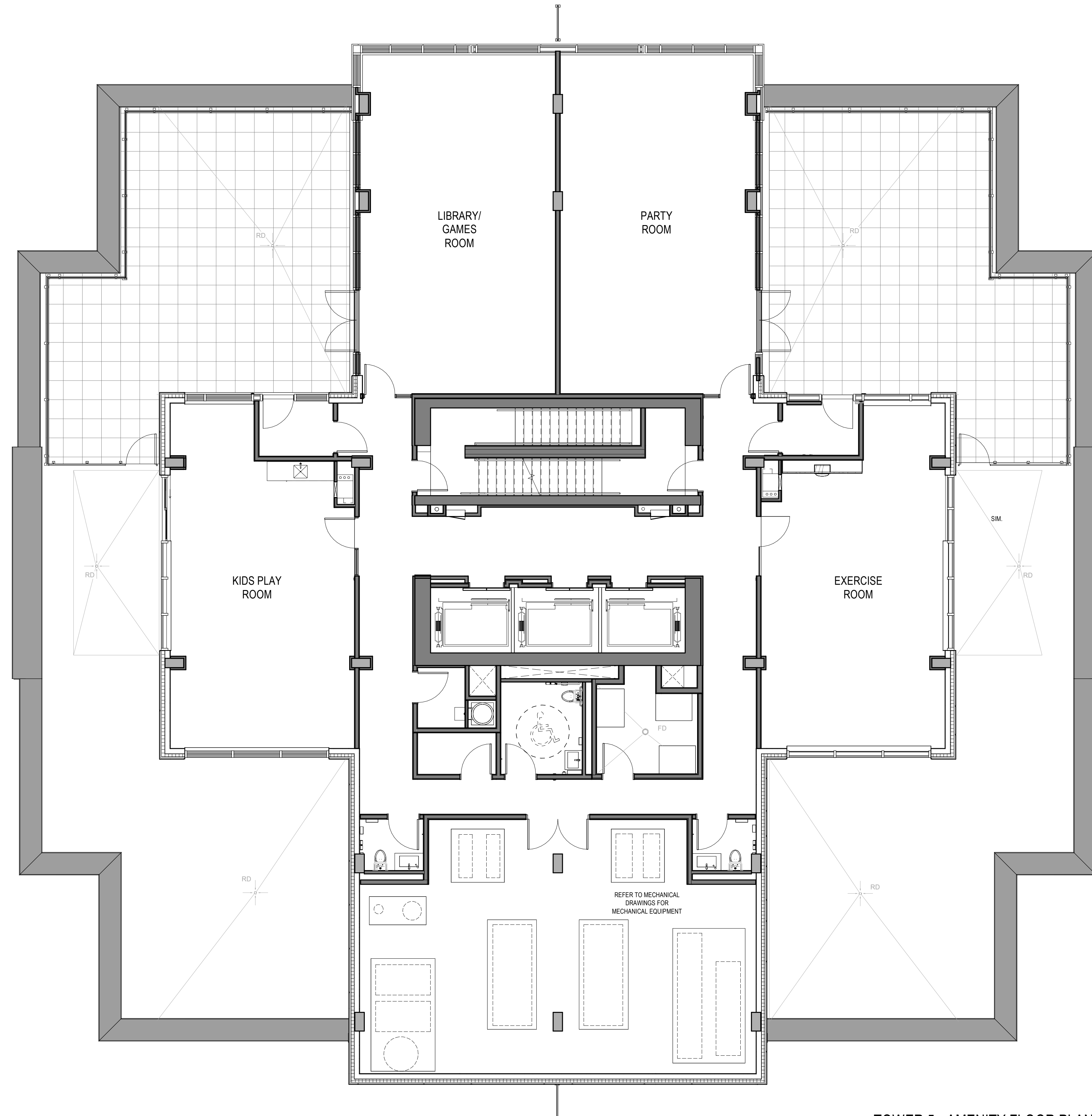
TITRE DU DESSIN / Drawing Title

VERIFIÉ PAR / Checked  
MU  
ECHELLE / Scale  
1 : 75

**PENTHOUSE PLANS  
TOWER 6**

RÉVISION / Revision NO. DESSIN / Dwg Number  
**F** **A211.**

C:\Fishers Revit\Locaux\PT56\_11597\_ARC\_INT\_STUDY\_R24\_muyeyamaQ8PQR.rvt



TOWER 5 - AMENITY FLOOR PLAN  
1 : 75

1  
A212

GENERAL NOTES / Notes Générales

1. These architectural documents are the exclusive property of NEUF architects and may not be used, reproduced or copied without prior written authorization. / Ces documents d'architecture sont la propriété exclusive de NEUF architectes et ne pourront être utilisés, reproduits ou copiés sans autorisation écrite préalable.
2. The dimensions appearing in the documents must be verified by the contractor before the start of the work. / Les dimensions apparaissant aux documents doivent être vérifiées par l'entrepreneur avant le début des travaux.
3. The architect must be notified of all errors, omissions and discrepancies between these documents and those of the others professionals. / Veuillez aviser l'architecte de toutes dimensions, erreurs et/ou divergences entre ces documents et ceux des autres professionnels.
4. The dimensions on these documents must be read and not measured. / Les dimensions sur ces documents doivent être lues et non mesurées.

STRUCTURAL / Structure

**Leroux & Cyr**  
130 Blvd. Henri-Bourassa Est, Montréal QC H3L 1B7  
T: 438-381-7773 Email: gleroux@lerouxcy.com

MECHANICAL/ELECTRICAL / Mécanique/Électrique

**Goodkey, Weedmark & Associates Ltd.**  
1688 Woodward Drive, Ottawa ON K2C 3R8  
T: 613-727-5111 Email: m.sarasin@gwal.com / rajiv@gwal.com

LANDSCAPE ARCHITECT / Architect paysager

**Levstek Consultants Inc.**  
5871 Hugh Crescent, Ottawa ON K0A 2W0  
T: 613-826-0518 (203) Email: rlevstek@larocquelevstek.com

GEOTECHNICAL / Géotechnique

**Paterson Group**  
9 Auriga Drive, Ottawa ON K2E 7T9  
T: 613-226-7381 Email: jvilleneuve@patersongroup.ca


CIVIL / Civil

**exp Services Inc.**  
2650 Queensview Drive, Suite 100, Ottawa ON K2B 8H6  
T: 613-698-1899 Email: Chris.collins@exp.com

ARCHITECTES / Architect

**NEUF architect(e)s**  
630, boul. René-Lévesque O. 32e étages, Montréal QC H3B 1S6  
T 514 847 1117 NEUFarchitectes.com

SCEAU / Seal



CLIENT / Client



OUVRAGE / Project

**PETRIE'S LANDING I - TOWER 5/6**

EMPLACEMENT / Location NO. PROJET / No.  
8910 & 8920 11597/12191  
JEANNE-D'ARC BLVD  
ORLEANS, ON

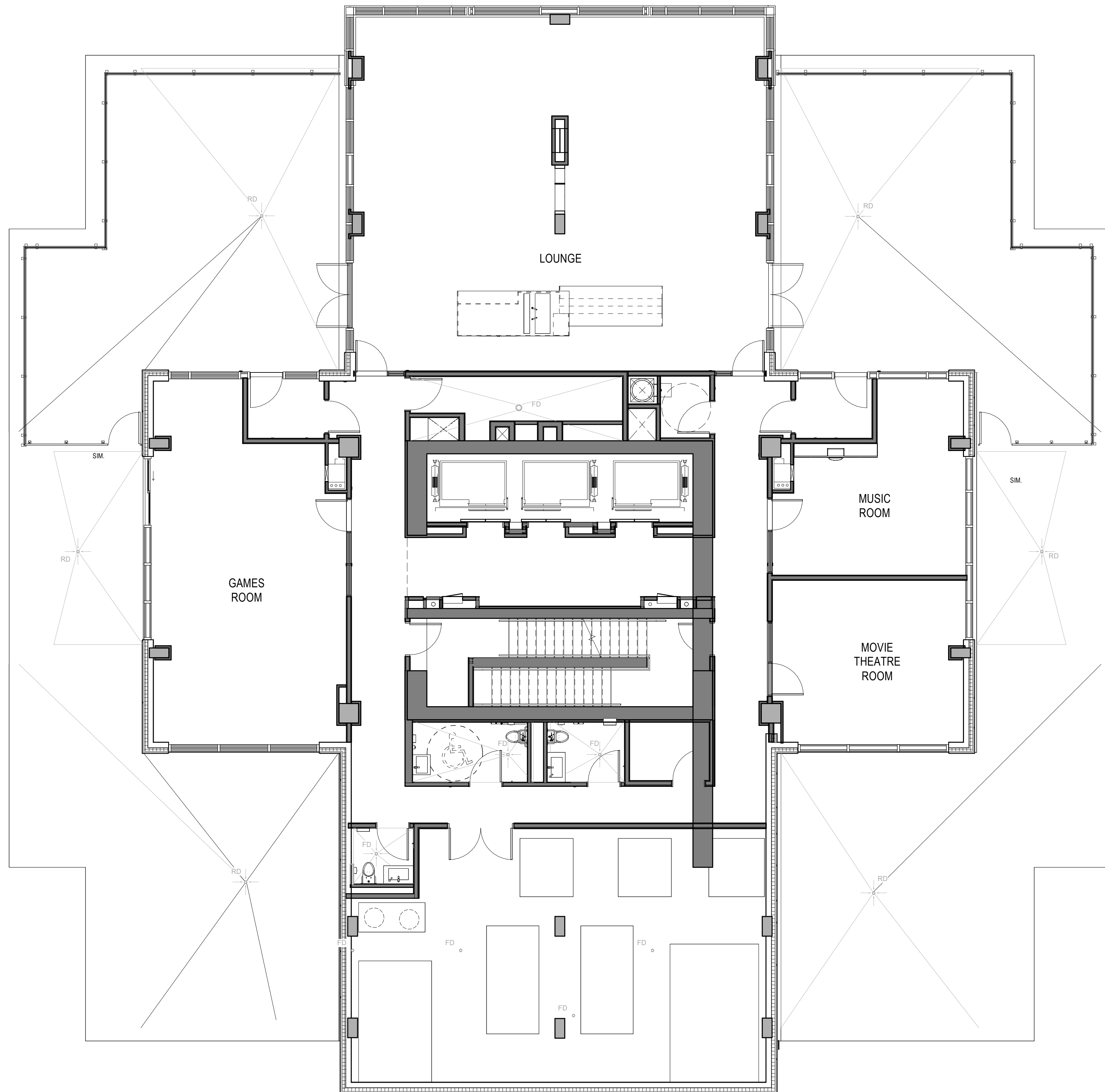
NO.	RÉVISION	DATE (aa-mm-jj)
A	ISSUED FOR SPA REV5	2019-09-04
B	ISSUED FOR SPA REV6	2021-11-02
C	ISSUED FOR CITY COMMENTS REV6	2021-12-10
D	RE-ISSUED FOR SPA REV6	2022-02-28
E	FOR SPA Review	2024-08-26
F	FOR SPA REISSUE REV7	2025-10-30

DESSINÉ PAR / Drawn by  
MU MU  
DATE / (aa.mm.jj) 10/28/24  
TITRE DU DESSIN / Drawing Title

VERIFIÉ PAR / Checked  
MU MU  
ECHELLE / Scale 1 : 75  
**AMENITIES FLOOR PLAN TOWER 5**

RÉVISION / Revision NO. DESSIN / Dwg Number  
**F A212.**

C:\Fighiers Revit Local\PT56\_11597\_ARC\_INT\_STUDY\_R24\_muyeyamaQ8PQR.rvt



TOWER 6 - AMENITY FLOOR PLAN  
1 : 75

1  
A213

GENERAL NOTES / Notes Générales

1. These architectural documents are the exclusive property of NEUF architects and may not be used, reproduced or copied without prior written authorization. / Ces documents d'architecture sont la propriété exclusive de NEUF architectes et ne pourront être utilisés, reproduits ou copiés sans autorisation écrite préalable.
2. The dimensions appearing in the documents must be verified by the contractor before the start of the work. / Les dimensions apparaissant aux documents doivent être vérifiées par l'entrepreneur avant le début des travaux.
3. The architect must be notified of all errors, omissions and discrepancies between these documents and those of the others professionals. / Veuillez aviser l'architecte de toutes dimensions, erreurs et/ou divergences entre ces documents et ceux des autres professionnels.
4. The dimensions on these documents must be read and not measured. / Les dimensions sur ces documents doivent être lues et non mesurées.

STRUCTURAL / Structure

**Leroux & Cyr**  
130 Blvd. Henri-Bourassa Est, Montréal QC H3L 1B7  
T: 438-381-7773 Email: gleroux@lerouxicyr.com

MECHANICAL/ELECTRICAL / Mécanique/Électrique

**Goodkey, Weedmark & Associates Ltd.**  
1688 Woodward Drive, Ottawa ON K2C 3R8  
T: 613-727-5111 Email: m.sarasin@gwal.com / rajiv@gwal.com

LANDSCAPE ARCHITECT / Architect paysager

**Levstek Consultants Inc.**  
5871 Hugh Crescent, Ottawa ON K0A 2W0  
T: 613-826-0518 (203) Email: rlevstek@larocquelevstek.com

GEOTECHNICAL / Géotechnique

**Paterson Group**  
9 Auriga Drive, Ottawa ON K2E 7T9  
T: 613-226-7381 Email: jvilleneuve@patersongroup.ca


CIVIL / Civil

**exp Services Inc.**  
2650 Queensview Drive, Suite 100, Ottawa ON K2B 8H6  
T: 613-698-1899 Email: Chris.collins@exp.com

ARCHITECTES / Architect

**NEUF architect(e)s**  
630, boul. René-Lévesque O. 32e étages, Montréal QC H3B 1S6  
T 514 847 1117 NEUFarchitectes.com

SCEAU / Seal



CLIENT / Client



OUVRAGE / Project

**PETRIE'S LANDING I - TOWER 5/6**

EMPLACEMENT / Location: 8910 & 8920 JEANNE-D'ARC BLVD ORLEANS, ON  
NO. PROJET / No.: 11597/12191

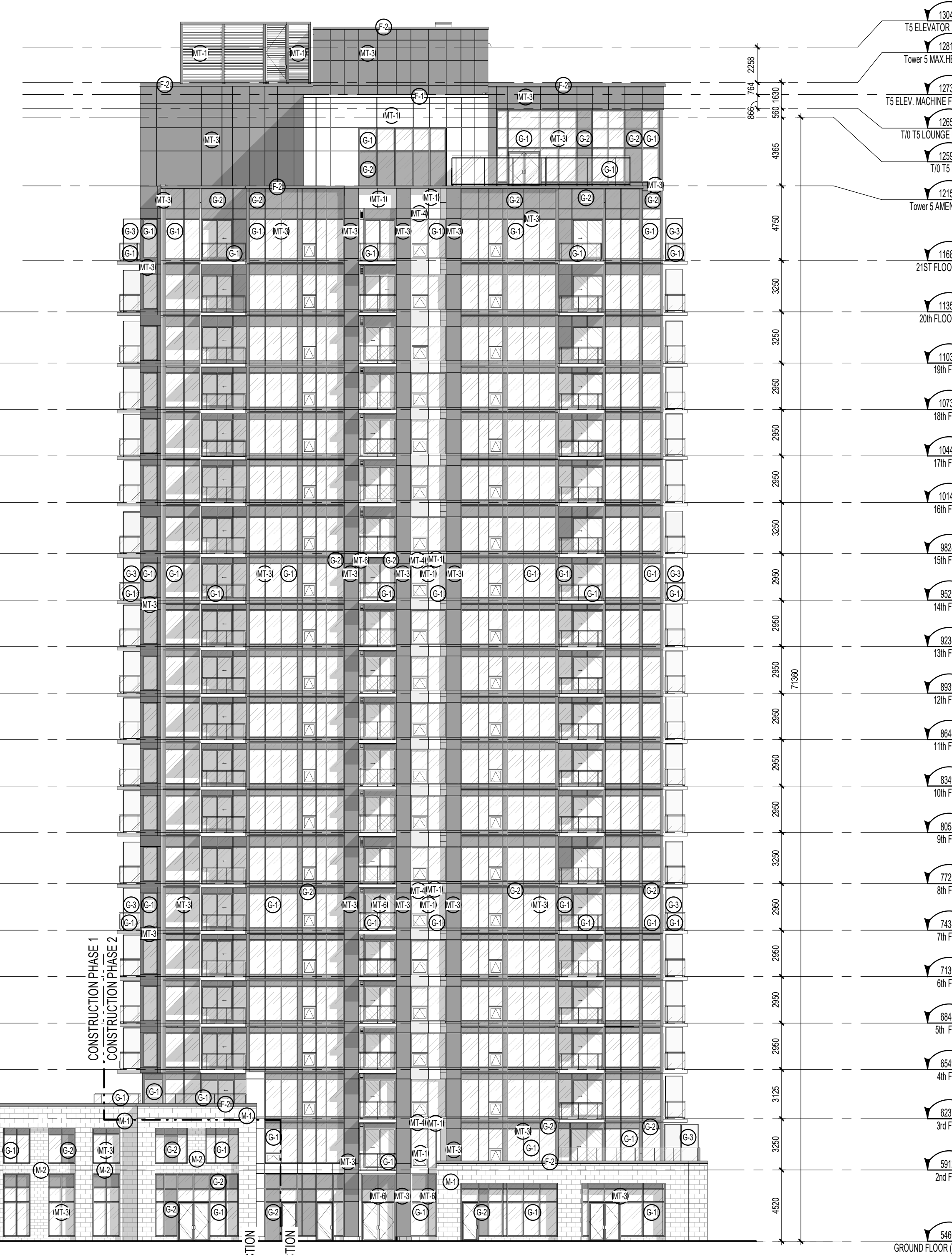

NO.	RÉVISION	DATE (aa-mm-jj)
A	ISSUED FOR SPA REV5	2019-09-04
B	ISSUED FOR SPA REV6	2021-11-02
C	ISSUED FOR CITY COMMENTS REV6	2021-12-10
D	RE-ISSUED FOR SPA REV6	2022-02-28
E	FOR SPA Review	2024-08-26
F	FOR SPA REISSUE REV7	2025-10-30

DESSINÉ PAR / Drawn by: MU  
DATE / Date: 10/28/24

VERIFIÉ PAR / Checked by: MU  
ECHELLE / Scale: 1 : 75

TITRE DU DESSIN / Drawing Title: AMENITES FLOOR PLAN TOWER 6

RÉVISION / Revision: F  
NO. DESSIN / Dwg Number: A213



**MATERIALS LEGEND**

- G-1 EXPOSED CONCRETE
- G-1 SOLARBAN 60 - MULLIONS TO BE CHARCOAL (MATCH T4)
- G-2 ALUMINUM SPANDREL PANEL - CHARCOAL 956072 + GC - 16072 + OC306 - OC306) OR FUSAIN
- G-3 PRIVACY SCREENS - TEMPERED AND FROSTED
- M-1 MASONRY VENEER - TYPE 1 (STONE SHOULDER, COLOUR: PEARL WHITE - TAPESTRY (NO BEVEL) 590x290x90mm SEE STONE COURSING)
- M-2 MASONRY VENEER - TYPE 2 (STONE SHOULDER, COLOUR: PEARL WHITE - TAPESTRY (NO BEVEL) 590x190x90mm SEE STONE COURSING)
- M-3 RESERVED
- MT-1 ALUMINUM PANEL - TYPE 1 (WHITE - STANDARD SERIES - DURANAR XL RAL 9016)
- MT-2 STEEL SIDING - TYPE 2 (CAMBRIDGE WHITE - VIVEST - AD-300SR)
- MT-3 ALUMINUM - TYPE 3 (CHARCOAL - STANDARD SERIES - DURANAR XL PONT78133)
- MT-4 ALUMINUM PERFORATED PANEL - 50% OPEN AREA, 3mm DIAMETER OPENINGS, STAGGERED CENTERS, 100mm SOLID PANEL PERIMETER, COLOUR TO MATCH ADJACENT PANELS
- MT-5 ALUMINUM - TYPE 5 (COPPER - STANDARD SERIES - DURANAR XL)
- B-1 BALCONY - (CLEAR GLAZING)
- B-2 SECURITY GLASS FOR BALCONY RAILING
- F-1 FLASHING - (WHITE)
- F-2 FLASHING - (CHARCOAL)

**ABBREVIATION/SYMBOL LEGEND**

- C.J. - CONTROL JOINT SEALANT COLOUR TO MATCH ADJACENT VENEER
- L.L. - PRIMED & PAINTED LOOSE LINTEL (COLOUR TO MATCH ADJACENT VENEER)
- S.A. - PRIMED & PAINTED SHELF ANGLE (COLOUR TO MATCH ADJACENT VENEER)
- S.S. - SUPPORT STRUCTURE (OPENINGS OVER 300mm) - STRUCTURAL STEEL HISS AND/OR SHELF ANGLE ABOVE WINDOW UNIT - SEE STRUCTURAL ENGINEER FOR TYPES, SPACING, DIMENSIONS, ANCHORAGE, LOCATIONS, ETC.
- SINGLE EXHAUST VENT \*
- DOUBLE EXHAUST VENT \*
- TRIPLE EXHAUST VENT \*
- QUADRUPLE EXHAUST VENT \*

\* ALL EXHAUST VENT LOCATION TO BE VERIFIED AND COORDINATED WITH MECHANICAL ENGINEER

**REFER TO WALL SECTIONS FOR BRICK COURSING. FOR OTHER BRICK SIZES AND TYPES, COURSING MUST BE ADAPTED TO THE STONE COURSING AND ROUGH OPENINGS AS INDICATED IN THESE DRAWINGS.**

**NOTES GÉNÉRALES / General Notes**

1. Ces documents d'architecture sont la propriété exclusive de NEUF architecte(s) et ne peuvent être utilisés, reproduits ou copiés sans autorisation écrite préalable. / These architectural documents are the exclusive property of NEUF architecte(s) and cannot be used, copied or reproduced without written pre-authorization.
2. Les dimensions apparaissant aux documents doivent être vérifiées par l'entrepreneur avant le début des travaux. / All dimensions which appear on the documents must be verified by the contractor before to start the work.
3. Veuillez aviser l'architecte de toute dimension erreur et/ou divergences entre ces documents et ceux des autres professionnels. / The architect must be notified of all errors, omissions and discrepancies between these documents and those of the others professionals.
4. Les dimensions sur ces documents doivent être lues et non mesurées. / The dimensions on these documents must be read and not measured.

**GEOTECHNIQUE Geotechnical**  
**Paterson Group**  
 154 Colomade Road South  
 Ottawa, Ontario K2E 7J5

**MÉCANIQUE Mechanical**  
**Goodky, Weedmark & Associates Ltd.**  
 689 Woodmont Drive  
 Ottawa, Ontario K2C 3R8


**STRUCTURE Structure**  
**Leroux Cyr**  
 500 boul. Cochr. Est, bureau 306  
 Montréal, Québec H3L 3P9

**ARCHITECTURE DE PAYSAGE Landscape Architect**  
**Lestek Consultants Inc.**  
 5971 High Crescent  
 Ottawa, Ontario K2A 2W0

**CIVIL Civil**  
**NOVATECH**  
 240 Michael Cowland Drive, Suite 200, Ottawa, ON K2M 1P6  
 1 813 254 9653 novatech-eng.com

**ARCHITECTES Architect**  
**NEUF architecte(s)**  
 630, St-Jacques, Montréal, Québec H3B 1S6  
 T 514 847 1117 NEUFarchitectes.com

**SCÉAU / Seal**



**OUVRAGE Project**  
**PETRIE'S LANDING I - TOWER 5/6**

EMPLACEMENT Location NO PROJET No.  
**8910 & 8920 11597/12191**  
**JEANNE-D'ARC BLVD**  
**ORLÉANS, ON**


NO	REVISION	DATE (aa-mm-jj)
A	ISSUED FOR SPA REV5	2019-09-04
B	ISSUED FOR SPA REV6	2021-11-02
C	ISSUED FOR CITY COMMENTS REV6	2021-12-10
D	RE-ISSUED FOR SPA REV6	2022-02-28
E	RE-ISSUED FOR TENDER	2023-03-10
F	FOR SPA REVIEW	2024-08-26
G	FOR SPA REISSUE REV7	2025-10-30

DESSIN PAR Drawn by AV  
 DATE (aa-mm-jj) 09/27/24  
 TITRE DU DESSIN Drawing Title

VERIFIÉ PAR Checked by MU  
 ÉCHELLE Scale As  
 indicated

**NORTH ELEVATION SPA**

C:\Fishers Revit\Locaux\PT56\_11597\_ARC\_INT\_STUDY\_R24\_muyeyamaQ8PQR.rvt



**MATERIALS LEGEND**

- G-1 EXPOSED CONCRETE
- G-1 SOLARBAN 60 - MULLIONS TO BE CHARCOAL (MATCH T4)
- G-2 ALUMINUM SPANDREL PANEL - CHARCOAL 956072 + GC - 16072 + OC306 -OC306) OR FUSAIN
- G-3 PRIVACY SCREENS - TEMPERED AND FROSTED
- M-1 MASONRY VENEER - TYPE 1 (STONE, SHOULDRICE, COLOUR: PEARL WHITE - TAPESTRY (NO BEVEL) 590x290x90mm SEE STONE COURSING)
- M-2 MASONRY VENEER - TYPE 2 (STONE, SHOULDRICE, COLOUR: PEARL WHITE - TAPESTRY (NO BEVEL) 390x190x90mm SEE STONE COURSING)
- M-3 RESERVED
- MT-1 ALUMINUM PANEL - TYPE 1 (WHITE - STANDARD SERIES - DURANAR XL RAL 9016)
- MT-2 STEEL SIDING - TYPE 2 (CAMBRIDGE WHITE - VIOWEST - AD-300SR)
- MT-3 ALUMINUM - TYPE 3 (CHARCOAL - STANDARD SERIES - DURANAR XL PCNT78133)
- MT-4 ALUMINUM PERFORATED PANEL - 50% OPEN AREA, 3mm DIAMETER OPENINGS, STAGGERED CENTERS, 100mm SOLID PANEL PERIMETER, COLOUR TO MATCH ADJACENT PANELS
- MT-5 ALUMINUM - TYPE 5 (COPPER - STANDARD SERIES - DURANAR XL)
- B-1 BALCONY - (CLEAR GLAZING)
- B-2 SECURITY GLASS FOR BALCONY RAILING
- F-1 FLASHING - (WHITE)
- F-2 FLASHING - (CHARCOAL)

**ABBREVIATION/SYMBOL LEGEND**

- C.J. : CONTROL JOINT (SEALANT COLOUR TO MATCH ADJACENT VENEER)
- LL: PRIMED & PAINTED LOOSE LINTEL (COLOUR TO MATCH ADJACENT VENEER)
- S.A. : PRIMED & PAINTED SHELF ANGLE (COLOUR TO MATCH ADJACENT VENEER)
- S.S.A. : PRIMED & PAINTED SUSPENDED SHELF ANGLE (COLOUR TO MATCH ADJACENT VENEER)
- S.S. : SUPPORT STRUCTURE (OPENINGS OVER 300mm): STRUCTURAL STEEL HISS AND/OR SHELF ANGLE ABOVE WINDOW UNIT; SEE STRUCTURAL ENGINEER FOR TYPES, SPACING, DIMENSIONS, ANCHORAGE, LOCATIONS, ETC).

- SINGLE EXHAUST VENT \*
- DOUBLE EXHAUST VENT \*
- TRIPLE EXHAUST VENT \*
- QUADRUPLE EXHAUST VENT \*

\* ALL EXHAUST VENT LOCATION TO BE VERIFIED AND COORDINATED WITH MECHANICAL ENGINEER

**REFER TO WALL SECTIONS FOR BRICK COURSING. FOR OTHER BRICK SIZES AND TYPES, COURSING MUST BE ADAPTED TO THE STONE COURSING AND ROUGH OPENINGS AS INDICATED IN THESE DRAWINGS.**

**TOWER 5 - EAST ELEVATION**  
1:200

**NOTES GÉNÉRALES** General Notes

1. Ces documents d'architecture sont la propriété exclusive de NEUF architecte(s) et ne peuvent être utilisés, reproduits ou copiés sans autorisation écrite préalable. / These architectural documents are the exclusive property of NEUF architecte(s) and cannot be used, copied or reproduced without written pre-authorization.
2. Les dimensions apparaissant aux documents doivent être vérifiées par l'entrepreneur avant le début des travaux. / All dimensions which appear on the documents must be verified by the contractor before to start the work.
3. Veuillez aviser l'architecte de toute dimension en erreur et/ou divergences entre ces documents et ceux des autres professionnels. / The architect must be notified of all errors, omissions and discrepancies between these documents and those of the others professionals.
4. Les dimensions sur ces documents doivent être lues et non mesurées. / The dimensions on these documents must be read and not measured.

**GÉOTECHNIQUE** Geotechnical  
**Paterson Group**  
154 Colomade Road South  
Ottawa, Ontario K2E 7J5

**MÉCANIQUE** Mechanical  
**Goodkey, Weedmark & Associates Ltd.**  
689 Woodward Drive  
Ottawa, Ontario K2C 3R8


**STRUCTURE** Structure  
**Leroux Cyr**  
500 boul. Cochrain Est, bureau 306  
Montréal, Québec H3L 3P9

**ARCHITECTURE DE PAYSAGE** Landscape Architect  
**Lovstek Consultants Inc.**  
5671 Hugh Crockett  
Ottawa, Ontario K2A 2W0

**CIVIL** Civil  
**NOVATECH**  
240 Michael Cowpland Drive, Suite 200, Ottawa, ON K2M 1P6  
T 613 254 9643 novatech-eng.com

**ARCHITECTES** Architect  
**NEUF architecte(s)**  
630, St-Jacques, Rensselaire C. 32e étage, Montréal QC H3B 1S6  
T 514 847 1117 NEUFArchitectes.com

**SCEAU / Seal**



**brigit**

**PETRIE'S LANDING I - TOWER 5/6**

EMPLACEMENT Location NO PROJET No  
8910 & 8920 11597/12191  
JEANNE-D'ARC BLVD  
ORLEANS, ON

NO REVISION DATE (aa-mm-jj)

A	ISSUED FOR SPA REV5	2019-09-04
B	ISSUED FOR SPA REV6	2021-11-02
C	ISSUED FOR CITY COMMENTS REV6	2021-12-10
D	RE-ISSUED FOR SPA REV6	2022-02-28
E	FOR SPA Review	2024-08-26
F	FOR SPA REISSUE REV7	2025-10-30

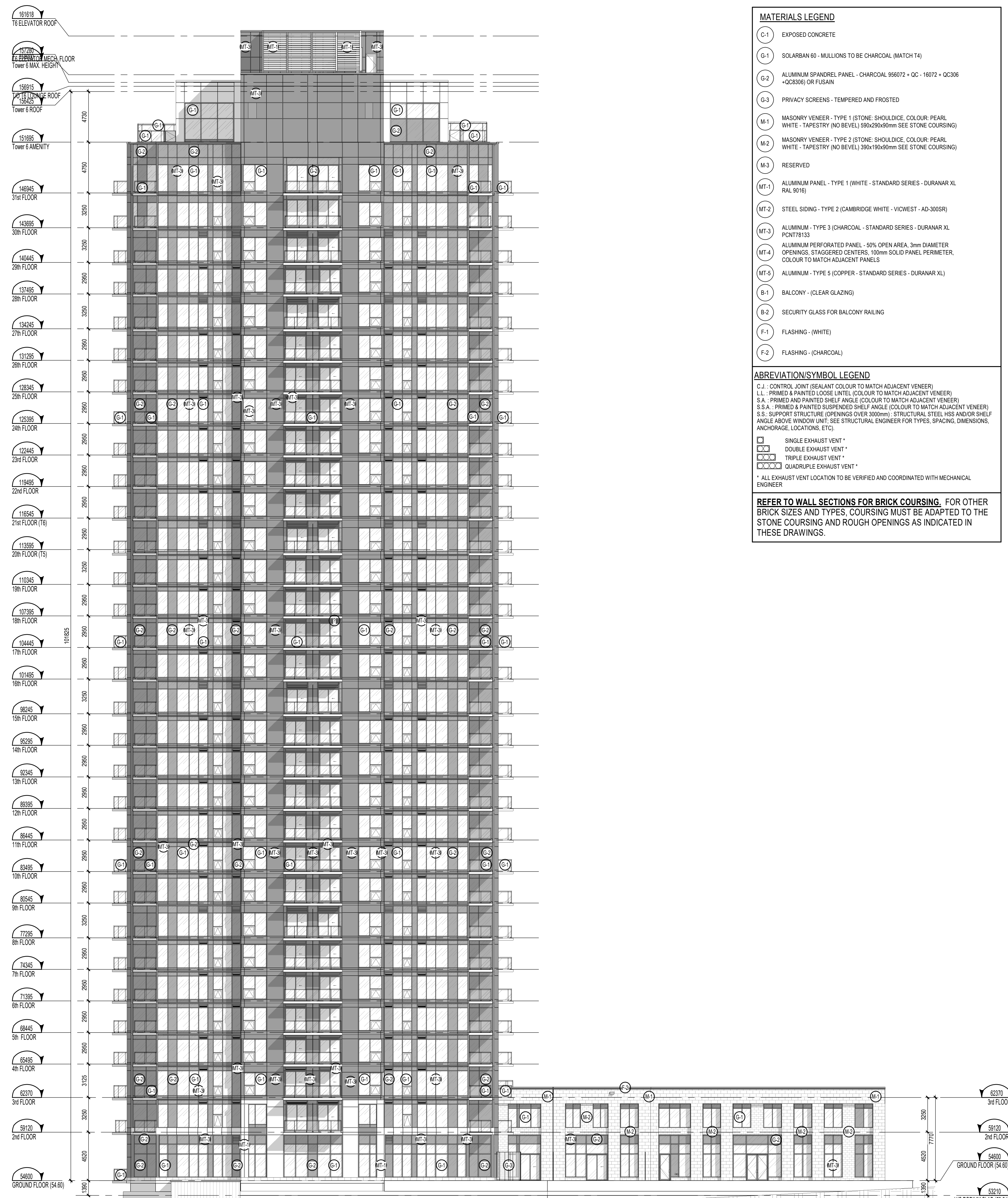
DESSINÉ PAR Drawn by AV  
DATE (aa.mm.jj) 09/27/24  
TITRE DU DESSIN Drawing Title EAST ELEVATION T5

VERIFIÉ PAR Checked MU  
ÉCHELLE Scale As  
indicated

NO. DESSIN Dwg Number A401a

**F A401a**

C:\Fishers Revit Local\PT56\_11597\_ARC\_INT\_STUDY\_R24\_muyeyamaQ8PQR.rvt



**MATERIALS LEGEND**

- G-1 EXPOSED CONCRETE
- G-1 SOLARBAN 60 - MULLIONS TO BE CHARCOAL (MATCH T4)
- G-2 ALUMINUM SPANDEL PANEL - CHARCOAL 956072 + GC - 16072 + OC306 - OC306) OR FUSAIN
- G-3 PRIVACY SCREENS - TEMPERED AND FROSTED
- M-1 MASONRY VENEER - TYPE 1 (STONE, SHOULDICE, COLOUR: PEARL WHITE - TAPESTRY (NO BEVEL) 590x290x90mm SEE STONE COURSING)
- M-2 MASONRY VENEER - TYPE 2 (STONE, SHOULDICE, COLOUR: PEARL WHITE - TAPESTRY (NO BEVEL) 590x190x90mm SEE STONE COURSING)
- M-3 RESERVED
- MT-1 ALUMINUM PANEL - TYPE 1 (WHITE - STANDARD SERIES - DURANAR XL RAL 9016)
- MT-2 STEEL SIDING - TYPE 2 (CAMBRIDGE WHITE - VIVEST - AD-300SR)
- MT-3 ALUMINUM - TYPE 3 (CHARCOAL - STANDARD SERIES - DURANAR XL PONT78133)
- MT-4 ALUMINUM PERFORATED PANEL - 50% OPEN AREA, 3mm DIAMETER OPENINGS, STAGGERED CENTERS, 100mm SOLID PANEL PERIMETER, COLOUR TO MATCH ADJACENT PANELS
- MT-5 ALUMINUM - TYPE 5 (COPPER - STANDARD SERIES - DURANAR XL)
- B-1 BALCONY - (CLEAR GLAZING)
- B-2 SECURITY GLASS FOR BALCONY RAILING
- F-1 FLASHING - (WHITE)
- F-2 FLASHING - (CHARCOAL)

**ABBREVIATION/SYMBOL LEGEND**

C.J. - CONTROL JOINT (SEALANT COLOUR TO MATCH ADJACENT VENEER)  
 LL - PRIMED & PAINTED LOOSE LINTEL (COLOUR TO MATCH ADJACENT VENEER)  
 S.A. - PRIMED AND PAINTED SHELF ANGLE (COLOUR TO MATCH ADJACENT VENEER)  
 S.S.A. - PRIMED & PAINTED SUSPENDED SHELF ANGLE (COLOUR TO MATCH ADJACENT VENEER)  
 S.S. - SUPPORT STRUCTURE (OPENINGS OVER 300mm) - STRUCTURAL STEEL HISS AND/OR SHELF ANGLE ABOVE WINDOW UNIT; SEE STRUCTURAL ENGINEER FOR TYPES, SPACING, DIMENSIONS, ANCHORAGE, LOCATIONS, ETC.)


- [Symbol] SINGLE EXHAUST VENT \*
- [Symbol] DOUBLE EXHAUST VENT \*
- [Symbol] TRIPLE EXHAUST VENT \*
- [Symbol] QUADRUPLE EXHAUST VENT \*

\* ALL EXHAUST VENT LOCATION TO BE VERIFIED AND COORDINATED WITH MECHANICAL ENGINEER

**REFER TO WALL SECTIONS FOR BRICK COURSING. FOR OTHER BRICK SIZES AND TYPES, COURSING MUST BE ADAPTED TO THE STONE COURSING AND ROUGH OPENINGS AS INDICATED IN THESE DRAWINGS.**

**TOWER 6 EAST ELEVATION**  
1:200

- NOTES GÉNÉRALES / General Notes**
1. Ces documents d'architecture sont la propriété exclusive de NEUF architecte(s) et ne peuvent être utilisés, reproduits ou copiés sans autorisation écrite préalable. / These architectural documents are the exclusive property of NEUF architecte(s) and cannot be used, copied or reproduced without written pre-authorization.
  2. Les dimensions apparaissant aux documents doivent être vérifiées par l'entrepreneur avant le début des travaux. / All dimensions which appear on the documents must be verified by the contractor before to start the work.
  3. Veuillez aviser l'architecte de toute dimension eneur et/ou divergences entre ces documents et ceux des autres professionnels. / The architect must be notified of all errors, omissions and discrepancies between these documents and those of the others professionals.
  4. Les dimensions sur ces documents doivent être lues et non mesurées. / The dimensions on these documents must be read and not measured.
- GÉOTECHNIQUE / Geotechnical**  
**Paterson Group**  
 154 Colomade Road South  
 Ottawa, Ontario K2E 7J5
- MÉCANIQUE / Mechanical**  
**Goodkey, Weedmark & Associates Ltd.**  
 689 Woodmont Drive  
 Ottawa, Ontario K2C 3R8
- STRUCTURE / Structure**  
**Leroux Cyr**  
 500 boul. Cochin Est, bureau 306  
 Montréal, Québec H3L 3P9
- ARCHITECTURE DE PAYSAGE / Landscape Architect**  
**Lovstek Consultants Inc.**  
 5971 High Crescent  
 Ottawa, Ontario K2A 2W0
- CIVIL / Civil**  
**NOVATECH**  
 240 Michael Cowpland Drive, Suite 200, Ottawa, ON K2M 1P6  
 T 613 254 9643 novatech-eng.com
- ARCHITECTES / Architect**  
**NEUF architecte(s)**  
 630, St-Jacques, Rensselaire-Corcoran, Montréal QC H3B 1S6  
 T 514 847 1117 NEUFarchitectes.com
- SCEAU / Seal**



**CLIENT / Client**  
**brigit**

**OUVRAGE / Project**  
**PETRIE'S LANDING I - TOWER 5/6**

**EMPLACEMENT / Location**  
 8910 & 8920 JEANNE-D'ARC BLVD  
 ORLEANS, ON

**NO PROJ. No.**  
 11597/12191

NO	REVISION	DATE (aa-mm-jj)
A	ISSUED FOR SPA REV5	2019-09-04
B	ISSUED FOR SPA REV6	2021-11-02
C	ISSUED FOR CITY COMMENTS REV6	2021-12-10
D	RE-ISSUED FOR SPA REV6	2022-02-28
E	RE-ISSUED FOR TENDER	2023-03-10
F	FOR SPA Review	2024-08-26
G	FOR SPA REISSUE REV7	2025-10-30

**DESSIN PAR / Drawn by**  
 MU

**VERIFIÉ PAR / Checked**  
 MU

**DATE (aa.mm.jj)**  
 09/27/24


**ÉCHELLE / Scale**  
 As indicated

**TITRE DU DESSIN / Drawing Title**  
**EAST ELEVATION T6**

**REVISION / Revision**  
**G**

**NO. DESSIN / Dwg Number**  
**A401b.**

C:\Fishers Revit\Local\PT56\_11597\_ARC\_INT\_STUDY\_R24\_muyeyama08PQR.rvt



**NOTES GÉNÉRALES / General Notes**

- Ces documents d'architecture sont la propriété exclusive de NEUF architecte(s) et ne peuvent être utilisés, reproduits ou copiés sans autorisation écrite préalable. / These architectural documents are the exclusive property of NEUF architecte(s) and cannot be used, copied or reproduced without written pre-authorization.
- Les dimensions apparaissant aux documents doivent être vérifiées par l'entrepreneur avant le début des travaux. / All dimensions which appear on the documents must be verified by the contractor before to start the work.
- Veuillez aviser l'architecte de toute dimension eneur et/ou divergences entre ces documents et ceux des autres professionnels. / The architect must be notified of all errors, omissions and discrepancies between these documents and those of the others professionals.
- Les dimensions sur ces documents doivent être lues et non mesurées. / The dimensions on these documents must be read and not measured.

**GÉOTECHNIQUE Geotechnical**  
**Paterson Group**  
 154 Colomade Road South  
 Ottawa, Ontario K2E 7J5

**MÉCANIQUE Mechanical**  
**Goodkey, Weedmark & Associates Ltd.**  
 1589 Woodmont Drive  
 Ottawa, Ontario K2C 3R8


**STRUCTURE Structure**  
**Leroux Cyr**  
 500 boul. Cochr. Est, bureau 306  
 Montréal, Québec H3L 3P9

**ARCHITECTURE DE PAYSAGE Landscape Architect**  
**Levstek Consultants Inc.**  
 5871 High Crescent  
 Ottawa, Ontario K2A 2W0

**CIVIL Civil**  
**NOVATECH**  
 240 Michael Cowpland Drive, Suite 200, Ottawa, ON K2M 1P6  
 1 813 254 9643 novatech-eng.com

**ARCHITECTES Architect**  
**NEUF Architecte(s)**  
 630, St-Jacques, Montréal, Québec H3B 1S6  
 T 514 847 1111 NEUFarchitectes.com

**SCEAU / Seal**



**CLIENT Client**  
**brigit**

OUVRAGE Project  
**PETRIE'S LANDING I - TOWER 5/6**

EMPLACEMENT Location NO PROJET No.  
**8910 & 8920 11597/12191**

**JEANNE-D'ARC BLVD ORLEANS, ON**

NO	REVISION	DATE (aa-mm-jj)
A	ISSUED FOR SPA REV5	2019-09-04
B	ISSUED FOR SPA REV6	2021-11-02
C	ISSUED FOR CITY COMMENTS REV6	2021-12-10
D	RE-ISSUED FOR SPA REV6	2022-02-28
E	RE-ISSUED FOR TENDER	2023-03-10
F	FOR SPA Review	2024-08-26
G	FOR SPA REISSUE REV7	2025-10-30

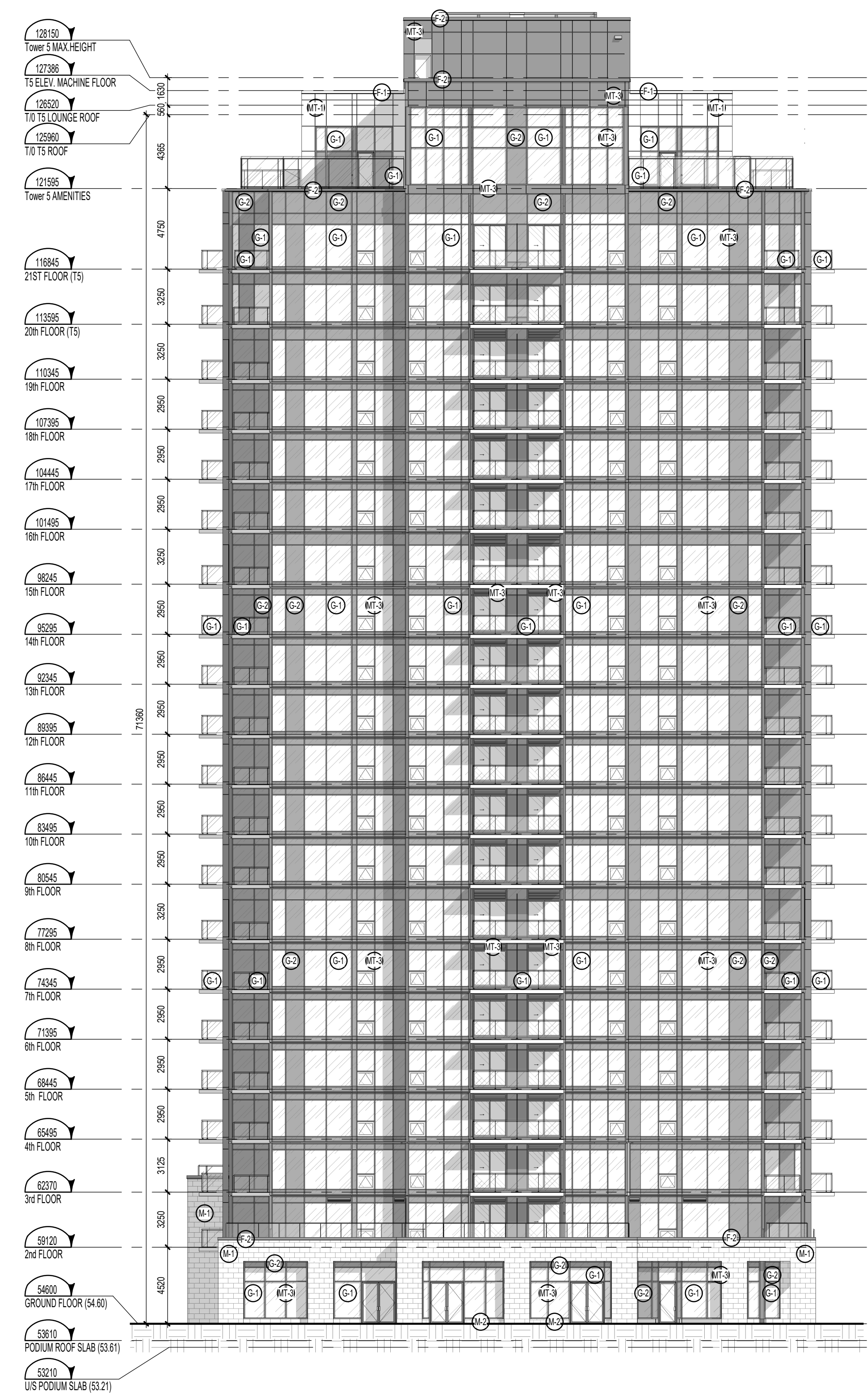
DESSINÉ PAR Drawn by  
**AV MU**

DATE (aa.mm.jj) 09/27/24  
 ÉCHELLE Scale As

TITRE DU DESSIN Drawing Title indicated  
**SOUTH ELEVATION SPA**

REVISION Revision NO. DESSIN Dwg Number  
**G A402**

**SOUTH ELEVATION**  
 1 : 200



MATERIALS LEGEND	
G-1	EXPOSED CONCRETE
G-1	SOLARBAN 60 - MULLIONS TO BE CHARCOAL (MATCH T4)
G-2	ALUMINUM SPANREL PANEL - CHARCOAL 956072 + GC - 16072 + OC306 - OC306) OR FUSAIN
G-3	PRIVACY SCREENS - TEMPERED AND FROSTED
M-1	MASONRY VENEER - TYPE 1 (STONE, SHOULDICE, COLOUR: PEARL WHITE - TAPESTRY (NO BEVEL) 590x290x90mm SEE STONE COURSING)
M-2	MASONRY VENEER - TYPE 2 (STONE, SHOULDICE, COLOUR: PEARL WHITE - TAPESTRY (NO BEVEL) 590x190x90mm SEE STONE COURSING)
M-3	RESERVED
MT-1	ALUMINUM PANEL - TYPE 1 (WHITE - STANDARD SERIES - DURANAR XL RAL 9016)
MT-2	STEEL SIDING - TYPE 2 (CAMBRIDGE WHITE - VICWEST - AD-300SR)
MT-3	ALUMINUM - TYPE 3 (CHARCOAL - STANDARD SERIES - DURANAR XL PONT78133)
MT-4	ALUMINUM PERFORATED PANEL - 50% OPEN AREA, 3mm DIAMETER OPENINGS, STAGGERED CENTERS, 100mm SOLID PANEL PERIMETER, COLOUR TO MATCH ADJACENT PANELS
MT-5	ALUMINUM - TYPE 5 (COPPER - STANDARD SERIES - DURANAR XL)
B-1	BALCONY - (CLEAR GLAZING)
B-2	SECURITY GLASS FOR BALCONY RAILING
F-1	FLASHING - (WHITE)
F-2	FLASHING - (CHARCOAL)
ABBREVIATION/SYMBOL LEGEND	
C.J.	CONTROL JOINT SEALANT COLOUR TO MATCH ADJACENT VENEER
LL.	PRIMED & PAINTED LOOSE LINTEL (COLOUR TO MATCH ADJACENT VENEER)
S.A.	PRIMED & PAINTED SHELF ANGLE (COLOUR TO MATCH ADJACENT VENEER)
S.S.A.	PRIMED & PAINTED SUSPENDED SHELF ANGLE (COLOUR TO MATCH ADJACENT VENEER)
S.S.	SUPPORT STRUCTURE (OPENINGS OVER 300mm): STRUCTURAL STEEL HISS AND/OR SHELF ANGLE ABOVE WINDOW UNIT; SEE STRUCTURAL ENGINEER FOR TYPES, SPACING, DIMENSIONS, ANCHORAGE, LOCATIONS, ETC.
[Symbol]	SINGLE EXHAUST VENT *
[Symbol]	DOUBLE EXHAUST VENT *
[Symbol]	TRIPLE EXHAUST VENT *
[Symbol]	QUADRUPLE EXHAUST VENT *
* ALL EXHAUST VENT LOCATION TO BE VERIFIED AND COORDINATED WITH MECHANICAL ENGINEER	
<b>REFER TO WALL SECTIONS FOR BRICK COURSING. FOR OTHER BRICK SIZES AND TYPES, COURSING MUST BE ADAPTED TO THE STONE COURSING AND ROUGH OPENINGS AS INDICATED IN THESE DRAWINGS.</b>	

NOTES GÉNÉRALES / General Notes

1. Ces documents d'architecture sont la propriété exclusive de NEUF architecte(s) et ne peuvent être utilisés, reproduits ou copiés sans autorisation écrite préalable. / These architectural documents are the exclusive property of NEUF architecte(s) and cannot be used, copied or reproduced without written pre-authorization.

2. Les dimensions apparaissant aux documents doivent être vérifiées par l'entrepreneur avant le début des travaux. / All dimensions which appear on the documents must be verified by the contractor before to start the work.

3. Veuillez aviser l'architecte de toute dimension en erreur et/ou divergences entre ces documents et ceux des autres professionnels. / The architect must be notified of all errors, omissions and discrepancies between these documents and those of the others professionals.

4. Les dimensions sur ces documents doivent être lues et non mesurées. / The dimensions on these documents must be read and not measured.

GÉOTECHNIQUE Geotechnical  
**Paterson Group**  
 154 Colomade Road South  
 Ottawa, Ontario K2E 7J5

MÉCANIQUE Mechanical  
**Goodkey, Weedmark & Associates Ltd.**  
 689 Woodmont Drive  
 Ottawa, Ontario K2C 3R8


STRUCTURE Structure  
**Leroux Cyr**  
 500 boul. Cochr. Est, bureau 306  
 Montréal, Québec H3L 3P9

ARCHITECTURE DE PAYSAGE Landscape Architect  
**Lovstek Consultants Inc.**  
 5871 Hugh Crescent  
 Ottawa, Ontario K2A 2W0

CIVIL Civil  
**NOVATECH**  
 240 Michael Cowland Drive, Suite 200, Ottawa, ON K2M 1P6  
 1 813 254 9643 novatech-eng.com

ARCHITECTES Architect  
**NEUF architecte(s)**  
 630, boul. René-Lévesque O. 32e étage, Montréal QC H3B 1S6  
 T 514 847 1117 NEUFArchitectes.com

SCEAU / Seal



CLIENT Client

OUVRAGE Project  
**PETRIE'S LANDING I - TOWER 5/6**

EMPLACEMENT Location NO PROJET No  
**8910 & 8920 11597/12191**  
**JEANNE-D'ARC BLVD**  
**ORLEANS, ON**

NO	REVISION	DATE (aa-mm-jj)
A	ISSUED FOR SPA REV5	2019-09-04
B	ISSUED FOR SPA REV6	2021-11-02
C	ISSUED FOR CITY COMMENTS REV6	2021-12-10
D	RE-ISSUED FOR SPA REV6	2022-02-28
E	RE-ISSUED FOR TENDER	2023-03-10
F	FOR SPA Review	2024-08-26
G	FOR SPA REISSUE REV7	2025-10-30

DESSINÉ PAR Drawn by  
**MU**

VERIFIÉ PAR Checked  
**MU**

DATE (aa.mm.jj)  
**09/27/24**


ÉCHELLE Scale  
**As**

TITRE DU DESSIN Drawing Title  
**indicated**

**WEST ELEVATION T5**

REVISION Revision NO. DESSIN Dwg Number  
**G A403a.**

C:\Fishers Revit\Locaux\PT56\_11597\_ARC\_INT\_STUDY\_R24\_muyeyama08PQR.rvt



**TOWER 6 - WEST ELEVATION**  
1:200

**NOTES GÉNÉRALES / General Notes**

- Ces documents d'architecture sont la propriété exclusive de NEUF architecte et ne peuvent être utilisés, reproduits ou copiés sans autorisation écrite préalable. / These architectural documents are the exclusive property of NEUF architecte and cannot be used, copied or reproduced without written pre-authorization.
- Les dimensions apparaissant sur ces documents doivent être vérifiées par l'entrepreneur avant le début des travaux. / All dimensions which appear on the documents must be verified by the contractor before to start the work.
- Veuillez aviser l'architecte de toute dimension erreur et/ou divergence entre ces documents et ceux des autres professionnels. / The architect must be notified of all errors, omissions and discrepancies between these documents and those of the others professionals.
- Les dimensions sur ces documents doivent être lues et non mesurées. / The dimensions on these documents must be read and not measured.

**GÉOTECHNIQUE / Geotechnical**  
**Paterson Group**  
154 Colomade Road South  
Ottawa, Ontario K2E 7J5

**MÉCANIQUE / Mechanical**  
**Goodkey, Weedmark & Associates Ltd.**  
1689 Woodmont Drive  
Ottawa, Ontario K2C 3R8


**STRUCTURE / Structure**  
**Leroux Cyr**  
500 boul. Ouelin Est, bureau 306  
Montréal, Québec H3L 3P9

**ARCHITECTURE DE PAYSAGE / Landscape Architect**  
**Lovstek Consultants Inc.**  
5871 Hugh Crescent  
Ottawa, Ontario K2A 2W0

**CIVIL / Civil**  
**NOVATECH**  
240 Michael-Cowpland Drive, Suite 200, Ottawa, ON K2M 1P6  
T 613 254 9643 novatech-eng.com

**ARCHITECTES / Architect**  
**NEUF architecte(s)**  
630, St-Jac, Rensselaire-Centre O. 32e étage, Montréal QC H3B 1S6  
T 514 847 1117 NEUFArchitectes.com

**SCEAU / Seal**



**CLIENT / Client**  
**brigit**

**OUVRAGE / Project**  
**PETRIE'S LANDING I - TOWER 5/6**

EMPLACEMENT / Location: 8910 & 8920 JEANNE-D'ARC BLVD ORLEANS, ON  
NO PROJET No: 11597/12191

NO	REVISION	DATE (aa-mm-jj)
A	ISSUED FOR SPA REV5	2019-09-04
B	ISSUED FOR SPA REV6	2021-11-02
C	ISSUED FOR CITY COMMENTS REV6	2021-12-10
D	RE-ISSUED FOR SPA REV6	2022-02-28
E	FOR SPA Review	2024-08-26
F	FOR SPA REISSUE REV7	2025-10-30

DESSINÉ PAR / Drawn by: AV  
VERIFIÉ PAR / Checked by: MU  
DATE / (aa-mm-jj): 09/27/24  
ÉCHELLE / Scale: As  
TITRE DU DESSIN / Drawing Title: WEST ELEVATION T6

REVISION / Revision: F  
NO. DESSIN / Dwg Number: A403b