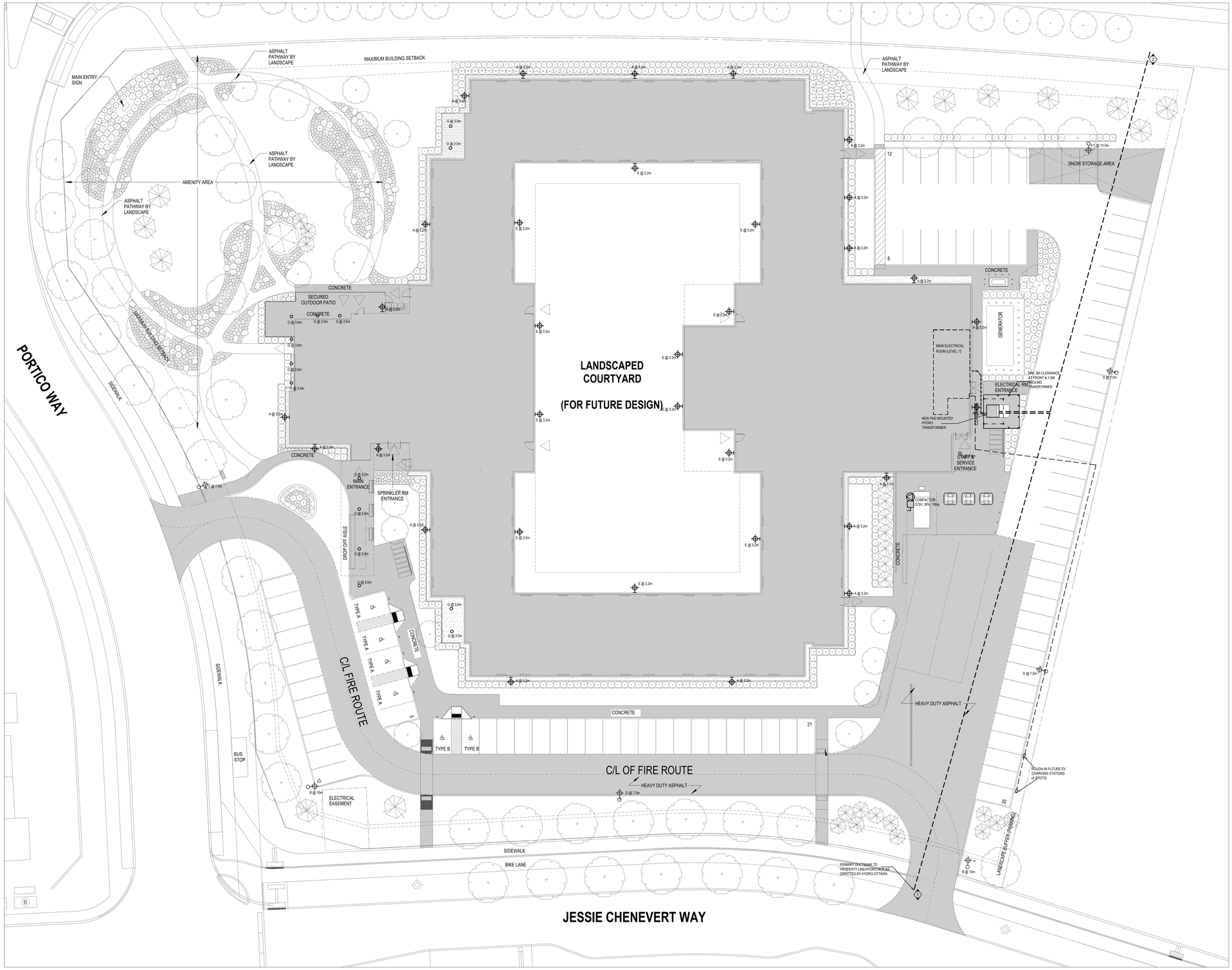

1 E-101 ELECTRICAL SITE PLAN
1:200

LIGHTING GENERAL NOTES

A. THE CONTRACTOR SHALL DETERMINE THE EXACT LOCATION OF ALL EXISTING UNDERGROUND SERVICES PRIOR TO START OF WORK AND SHALL BE FULLY RESPONSIBLE FOR ANY AND ALL DAMAGES WHICH MIGHT BE OCCASIONED BY THE CONTRACTOR'S FAILURE TO LOCATE AND PRESERVE ANY AND ALL UNDERGROUND SERVICES.

B. WIRING TO LIGHTING SHALL RUN IN RIGID PVC CONDUIT IN ACCORDANCE WITH THE ELECTRICAL SPECIFICATIONS. WIRING SHALL BE MINIMUM #10 AWG PLUS GROUND CONDUCTOR.

DRAWING NOTES

1. REFER TO HYDRO OTTAWA DETAIL UDS0001 FOR INSTALLATION OF EIGHT (8) 75mm PRIMARY DUCTS. COORDINATE TERMINATION POINT AT PROPERTY LINE WITH HYDRO OTTAWA. TIE-IN TO EXISTING ROAD CROSSING AND PRIMARY CONDUCTORS BY HYDRO OTTAWA.
2. REFER TO HYDRO OTTAWA DETAIL UDS0001 FOR INSTALLATION OF FOUR (4) 75mm PRIMARY DUCTS FOR TEMPORARY POWER. COORDINATE TERMINATION POINT AT PROPERTY LINE WITH HYDRO OTTAWA. TIE-IN TO EXISTING ROAD CROSSING AND PRIMARY CONDUCTORS BY HYDRO OTTAWA.

Montgomery Sisam Architects Inc.
197 Spadina Avenue, Toronto, Ontario M5T 2C8 montgomerysisam.com
Tel 416.364.8079 Fax 416.364.7723
[redacted]

exp Services Inc.
t: +1.905.525.6069 f: +1.905.528.7310
1266 South Service Road
Unit C1-1
Stoney Creek, ON L8E 5R9
CANADA
www.exp.com

• BUILDINGS • EARTH & ENVIRONMENT • ENERGY • INDUSTRIAL • INFRASTRUCTURE • SUSTAINABILITY

CAUTION: DO NOT SCALE DRAWINGS.
THIS REPRODUCTION MAY BE AT A SIZE DIFFERENT THAN ORIGINALLY DRAWN. EXP ASSUMES NO RESPONSIBILITY FOR INCORRECT SCALING. UNAUTHORIZED REPRODUCTION OR REUSE IS STRICTLY PROHIBITED. NOT PUBLISHED - ALL RIGHTS RESERVED. EXP EXPRESSLY DISCLAIMS RESPONSIBILITY ARISING FROM UNAUTHORIZED USE OF THESE DRAWINGS AND NOTES. AUTHORIZATION MUST BE IN WRITING.

© exp, 2012

NO.	DATE	REVISION	BY
3	2026-04-17	REISSUED FOR SPA RESUBMISSION	CB
2	2025-11-13	ISSUED FOR SPA	AC
1	2025-10-10	ISSUED FOR COORDINATION	AC

EXTEDICARE RIVERSIDE

Street
City, State Zip

SITE PLAN

SCALE : 1 : 200
DRAWN BY: AC
REVIEWED BY: CB
JOB NUMBER: AL-25002350-A0
PLOT DATE: 2026-04-20
DRAWING NUMBER:

E-101



1 E-102 SITE PLAN PHOTOMETRICS
1:200

Montgomery Sisam Architects Inc.
197 Spadina Avenue, Toronto, Ontario M5T 2C8 montgomerysisam.com
Tel 416.364.8079 Fax 416.364.7723

exp Services Inc.
t: +1.905.525.6069 f: +1.905.528.7310
1266 South Service Road
Unit C1-1
Stoney Creek, ON L8E 5R9
CANADA
www.exp.com

exp.

• BUILDINGS • EARTH & ENVIRONMENT • ENERGY •
• INDUSTRIAL • INFRASTRUCTURE • SUSTAINABILITY

CAUTION: DO NOT SCALE DRAWINGS.
THIS REPRODUCTION MAY BE AT A SIZE DIFFERENT THAN ORIGINALLY DRAWN. EXP ASSUMES NO RESPONSIBILITY FOR INCORRECT SCALING. UNAUTHORIZED REPRODUCTION OR REUSE IS STRICTLY PROHIBITED. NOT PUBLISHED - ALL RIGHTS RESERVED. EXP EXPRESSLY DISCLAIMS RESPONSIBILITY ARISING FROM UNAUTHORIZED USE OF THESE DRAWINGS AND NOTES. AUTHORIZATION MUST BE IN WRITING.
© exp, 2012

NO.	DATE	REVISION	BY
3	2026-02-17	REISSUED FOR SPA RESUBMISSION	CB
2	2025-11-13	ISSUED FOR SPA	AC
1	2025-10-10	ISSUED FOR COORDINATION	AC

EXTEDICARE RIVERSIDE

Street
City, State Zip

ELECTRICAL SITE PLAN PHOTOMETRIC

SCALE : 1 : 200
DRAWN BY: AC
REVIEWED BY: CB
JOB NUMBER: AL-25002350-A0
PLOT DATE: 10/07/2025
DRAWING NUMBER: E-102

LUMINAIRE SCHEDULE

LABEL	QTY	MANUFACTURER	CATALOG NUMBER	DESCRIPTION	LLF	OUTPUT LUMENS	INPUT WATTS
A	21	LITHONIA LIGHTING	WDGE2 LED P2 40K 80CRI TFTM	WDGE2 LED WITH P2 - PERFORMANCE PACKAGE, 4000K, 80CRI, TYPE FORWARD THROW MEDIUM OPTIC	0.9	2030	18.98W
B	2	LITHONIA LIGHTING	DSX1 LED P3 40K 80CRI RCCO	D-SERIES SIZE 1 AREA LUMINAIRE P3 PERFORMANCE PACKAGE 4000K CCT 80CRI LEFT CORNER CUTOFF EXTREME BACKLIGHT CONTROL	0.90	9268	102.17W
F	2	LITHONIA LIGHTING	DSX1 LED P3 40K 80CRI LCCO	D-SERIES SIZE 1 AREA LUMINAIRE P3 PERFORMANCE PACKAGE 4000K CCT 80CRI LEFT CORNER CUTOFF EXTREME BACKLIGHT CONTROL	0.90	9268	102.17W
D	3	LITHONIA LIGHTING	DSX2 LED P3 40K 80CRI BLC3	D-SERIES SIZE 2 AREA LUMINAIRE P3 PERFORMANCE PACKAGE 4000K CCT 80CRI TYPE 3 EXTREME BACKLIGHT CONTROL	0.90	19637	219.4W
E	12	LITHONIA LIGHTING	WDGE2 LED P3 40K 80CRI TFTM	WDGE2 LED WITH P3 - PERFORMANCE PACKAGE, 4000K, 80CRI, TYPE FORWARD THROW MEDIUM OPTIC	0.9	3166	32.13W
G	15	LITHONIA LIGHTING	LBR6 ALO1 (750LM) SWWY AR LSS MWD 80CRI	6IN LBR RETROFIT 750LM 4000K CLEAR SEMI-SPECULAR MEDIUM WIDE 80CRI	0.90	928	9W

Statistics

Description	Avg	Max	Min	Max/Min	Avg/Min
BIKE PARKING	1.2 fc	1.5 fc	0.9 fc	1.7:1	1.3:1
COURTYARD	1.2 fc	3.3 fc	0.2 fc	16.5:1	6.0:1
DRIVE WAY	2.0 fc	5.7 fc	0.4 fc	14.3:1	5.0:1
PARKING LOT	1.8 fc	5.6 fc	0.3 fc	18.7:1	6.0:1
BASE GRID	0.4 fc	9.5 fc	0.0 fc	N/A	N/A



D-Series Size 1
LED Area Luminaire

Catalog Number
Notes
Type

Note that type is shown over the top of, and vertical to fixture(s).

Introduction
The modern styling of the D-Series features a highly refined aesthetic that blends seamlessly into any environment. The D-Series offers the benefits of the latest NUVO technology, mix a high performance, high efficacy, long life luminaires.
The photometric performance results in sites with excellent uniformity, greater pole spacing and lower power density. D-Series outstand performance makes it the ideal choice of poles required in area lighting applications with typical energy savings of 60% and expected service life of over 100,000 hours.

Specifications

EPA: 0.69 ft² (0.64 m²)
Length: 32.71" (831 mm)
Width: 14.36" (365 mm)
Height W1: 7.86" (200 mm)
Height H2: 2.73" (69 mm)
Weight: 24 lbs (10.9 kg)

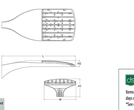

design select
Items marked by a dashed background qualify for the Design Select program and ship in 15 days or less. To learn more about Design Select, visit www.acuitybrands.com/designselect
*See ordering tree for details

Design select options indicated by this color background.

Ordering Information **EXAMPLE:** DSX1 LED P7 40K 70CRI T3M MVOLT SPA NLTAIR2 PIRHN DDBXD

DSX1 LED

Series	LEDs	Color temperature*	Color Rendering Index*	Distribution	Voltage	Mounting
DSX1 LED	**Forward optics** P1 P1 P2 P2 P3 P3 P4 P4 **Rotated optics** P5² P5² P6² P6² P7² P7²	(Max see factor 70CRI only) 30K 3000 40K 4000 50K 5000 27K 2700 30K 3000 35K 3500 40K 4000 50K 5000	70CRI 70CRI 70CRI 80CRI 80CRI 80CRI 80CRI 80CRI	AFR Automotive front row T1S Type I short T2M Type II medium T2R Type II roadway T3M Type III medium T3LG Type III low glare³ T4M Type IV medium T4LG Type IV low glare³ RCCO Right corner cutoff³ LCCO Left corner cutoff³ BLC3 Type III backlight control³ RLC3 Right side backlight control³	MVOLT (120V-277V)⁴ HVOLT (347V-480V)⁴⁵ 120V⁵ 208V⁵ 240V⁵ 277V⁵ 347V⁵ 480V⁵	**Shipped included** SPA Square pole mounting (#8 drilling) RPA Round pole mounting (#8 drilling)⁶ SPUMBA Square pole universal mounting adaptor⁷ RPUMBA Round pole universal mounting adaptor⁷ WBA Wall bracket⁸ SRM Square pole mounting (mounts on 2 7/8" tenon/arm mount)

Control options	Other options	Finish (required)
Shipped installed NLTAIR2 PIRHN nLight AIR gen 2 enabled with integrated high performance sensor, 8-40' mounting height, ambient sensor enabled at 5fc⁹¹⁰¹¹ PIR High/low, motion/ambient sensor, 8-40' mounting height, ambient sensor enabled at 5fc⁹¹⁰¹¹ PER5 NEMA twist-lock receptacle only (controls ordered separately)¹² PER Five-pin receptacle only (controls ordered separately)¹² DMG 0-10v dimming wires pulled outside fixture (for use with an external control, ordered separately)¹³ DS Dual switching¹⁴¹⁵	**Shipped included** SPD280V 280V surge protection HS House-side shield (not available with P5 or P6) **Shipped separately** BSW Bird spikes (field installed) DDBXD Dark bronze DBLXD Black DNAXD Natural aluminum DWHXD White DSSTXD Textured dark bronze DBLBXD Textured black DNATXD Textured natural aluminum DWHGXD Textured white	DDBXD Dark bronze DBLXD Black DNAXD Natural aluminum DWHXD White DSSTXD Sandstone DBLBXD Textured black DNATXD Textured natural aluminum DWHGXD Textured white DSSTXD Textured sandstone

LITHONIA LIGHTING
COMMERCIAL OUTDOOR
1 Acuity Way • Decatur, Georgia 30035 • Phone: 1-800-705-SERV (7378) • www.lithonia.com
© 2011-2020 Acuity Brands Lighting, Inc. All rights reserved.
DSX1 LED
Rev. 08/26/20
Page 1 of 10



LITHONIA LIGHTING

Catalog Number
Notes
Type

LBR6 NCH
6" Open and Wallwash LED New Construction Downlight

New Construction

Open Trim

Wallwash Trim

FEATURES & SPECIFICATIONS
INTENDED USE — Ideal for applications includes corridors, lobbies, conference rooms and private offices.
CONSTRUCTION — New Construction.
Optional spot ring available for additional overlap trim coverage.
5.5" / 6.5" ceiling thickness
15° ambient temperature
Air-tight housing
OPTICS — LEDs are beveled to a 5-step MacAdam Ellipse, 35° cutoff.
New construction frame approved for 0 dry/4 wet, No. 12 AWG conductors rated for 90°C through wiring. (NCH standard (NCH) optional)
IC&R — IC&R is zero for fixtures aimed at roofs with a cut-off equal to or less than 65deg, per CIE 117-1996 Discomfort Glare in Interior Lighting. (LBR NCH)
ELECTRICAL — Adjustable lumen output with four module options. Fixed lumen options also available.
Class 2 electronic driver operates at 120V-277V, 50/60Hz (347V-480V step-down transformer housing here)
ELV (120-TRIAC/347-ELV) or 0-10V (0-10V/1%) dimming.
Power factor >0.90, THD <20%.
LUMEN MAINTENANCE — 100 at 60,000 hours.
LISTINGS — Certified to the US and Canadian safety standards. Damp location standard. Wet Location (WL) optional, requires covered ceiling). Some configurations are DesignLit compliant. Consult factory for specific configurations. IC rated. Suitable for use in insulated ceilings. Rated for 0 clearance (dry/wet) and TMS. CEC Title 24 JA8 compliant. Meets ASHRAE 90.1 requirements.
WARRANTY — 5-year limited warranty. Visit our website at www.acuitybrands.com/support/warranty/terms-and-conditions
Note: Actual performance may differ as a result of end-user environment and application.
Note: All values are nominal. Specifications subject to change without notice.
Note: Actual performance may differ as a result of end user environment and application.
***Note:** All published data is based on laboratory tests performed under laboratory conditions at 25°C.
Specifications subject to change without notice.

PERFORMANCE DATA

LBR6 6R LSS MWD — **NCH**

Lumen Output	Wattage	3000/80CRI Delivered Lumens	3000/80CRI LPW	4000/80CRI Delivered Lumens	4000/80CRI LPW	5000/80CRI Delivered Lumens	5000/80CRI LPW
ALO1 (750LM)	6	571	94	583	103	604	100
ALO1 (750LM)	9	571	94	583	103	604	100
ALO1 (750LM)	11	1078	96	1099	100	1139	103
ALO2 (1000LM)	11	1046	100	1078	110	1059	113
ALO2 (1000LM)	14	1062	101	1081	107	1059	113
ALO3 (2000LM)	21	2076	100	2122	101	2200	102
ALO3 (2000LM)	25	2076	100	2122	101	2200	102
ALO3 (2000LM)	28	2062	101	2106	106	2200	102
ALO4 (3000LM)	28	2992	101	3072	96	3157	99
ALO4 (3000LM)	34	3062	101	3072	96	3157	99
ALO4 (3000LM)	44	4423	101	4567	107	4661	104
ALO4 (3000LM)	49	3917	95	3918	94	3972	98

LBR6 8R LMWD — **NCH**

Lumen Output	Wattage	3000/80CRI Delivered Lumens	3000/80CRI LPW	4000/80CRI Delivered Lumens	4000/80CRI LPW	5000/80CRI Delivered Lumens	5000/80CRI LPW
ALO1 (750LM)	6	499	83	509	90	528	88
ALO1 (750LM)	9	562	93	604	105	596	103
ALO1 (750LM)	11	1067	95	1097	100	1128	102
ALO2 (1000LM)	11	1101	98	1075	116	1048	112
ALO2 (1000LM)	14	1067	101	1097	106	1072	110
ALO3 (2000LM)	21	2076	100	2122	101	2200	102
ALO3 (2000LM)	25	2076	100	2122	101	2200	102
ALO3 (2000LM)	28	2062	101	2106	106	2200	102
ALO4 (3000LM)	28	2953	95	3066	94	3017	96
ALO4 (3000LM)	34	3015	95	3065	94	3049	95
ALO4 (3000LM)	44	3975	88	3954	96	4053	92
ALO4 (3000LM)	49	4214	95	4098	93	4178	95

design select
Items marked by a dashed background qualify for the Design Select program and ship in 15 days or less. To learn more about Design Select, visit www.acuitybrands.com/designselect
*See ordering tree for details

- Tested in accordance with IESNA LM-79-08.
- Tested to current IES and NEMA standards under stabilized laboratory conditions.
- CRI: 80 typical



Catalog Number
Notes
Type

Hit the "Tab" key or mouse over the page to see all interactive elements.

WDGE2 LED
Architectural Wall Sconce
Visual Comfort Optic

Specifications

Depth (D1): 7"
Depth (D2): 1.5"
Height: 9"
Width: 11.5"
Weight: (without options) 13.5 lbs

Introduction
The WDGE2 LED family is designed to meet specifier's every wall-mounted lighting need in a widely accepted shape that blends with nearly any style of architecture. Choose from multiple light sizes with lumen packages ranging from 1,250 to 25,000 lumens, providing a true site-wide solution. Embedded with nLight® AIR wireless controls, the WDGE2 LED provides additional energy savings and code compliance.
WDGE2 delivers up to 42,000 lumens with a soft, non-pixelated light source, creating a visually comfortable environment. Up to 5000K CCT and 90 CRI are available in multiple optic options, including an 18W cold temperature option, the WDGE2 becomes the ideal wall-mounted lighting solution for pedestrian scale applications in any environment.

design select
Items marked by a dashed background qualify for the Design Select program and ship in 15 days or less. To learn more about Design Select, visit www.acuitybrands.com/designselect
*See ordering tree for details

WDGE LED Family Overview

Luminaire	Nano	Small/P1	Medium/P2	Carton, 20'L	Source	Approximate Luminaire Lumens (4000K, 3/4/5K)					
						P1	P2	P3	P4	P5	P6
WDGE1 LED	Visual Comfort	4W			—	750	1,300	2,000	—	—	—
WDGE2 LED	Visual Comfort	10W	18W	Standalone / nLight	—	1,200	2,000	3,000	4,500	6,000	—
WDGE3 LED	Precision Refractive	10W	18W	Standalone / nLight	700	1,200	2,000	3,000	4,200	—	—
WDGE5 LED	Precision Refractive	15W	30W	Standalone / nLight	6,000	7,500	9,500	12,000	13,000	—	—
WDGE6 LED	Precision Refractive	—	—	Standalone / nLight	—	12,000	16,000	20,000	21,000	25,000	—

Ordering Information **EXAMPLE:** WDGE2 LED P3 40K 80CRI VF MVOLT SRM DDBXD

Series	Package	Color Temperature (CCT)	CRI	Performance	Voltage	Mounting
WDGE2 LED	P1 P1* P2 P2* P3 P3* P4 P4*	27K 2700K 30K 3000K 40K 4000K 50K 5000K	80CRI 80CRI 90CRI 90CRI	VF Visual comfort forward throw VW Visual comfort wide	MVOLT 120-277V HVOLT 347-480V	**Shipped included** SRM Surface mounting bracket RCM Rotated Canopy (Only available when ordering multiple luminaires)

Shipped separately
AWS 5-Pack Architectural wall spacer
PBBW Surface mounted back box (for use with conduit entry). For when there is no junction box available.

Options		Finish
Standalone Sensors/Controls (only available with P1/P2/P3/P4/P5/P6) DMG 0-10V dimming wires pulled outside the fixture (for use with an external control, ordered separately) DCR Bottom-conduit entry for back box (PBBW). Total of 4 conduit entries. DS Dual switching (2 Drivers, 2 Light Engines) CCE Coastal Construction* **Networked Sensors/Controls** (only available with P1/P2/P3/P4/P5/P6) NLTAIR2 PIR Embedded wireless controls by nLight with Passive Infrared (for sensor and wet) pull-placed for 8-15' mounting heights. NLTAIR2 PIRH Embedded wireless controls by nLight with Passive Infrared (for sensor and wet) pull-placed for 15-30' mounting heights. NLTAIR2 PIRHN Embedded wireless controls by nLight with DLC4.0 listed emergency operation, Passive Infrared (for sensor and wet) pull-placed for 15-30' mounting heights. NLTAIR2 PIRHN Embedded wireless controls by nLight with DLC4.0 listed emergency operation, Passive Infrared (for sensor and wet) pull-placed for 15-30' mounting heights. See page 4 for rest of Sun Hemi family.	DDBXD Dark Bronze DBLXD Black DNAXD Natural Aluminum DWHXD White DSSTXD Sandstone DBLBXD Textured black DNATXD Textured natural aluminum DWHGXD Textured white DSSTXD Textured sandstone

LITHONIA LIGHTING
COMMERCIAL OUTDOOR
One Lithonia Way • Conyers, Georgia 30012 • Phone: 1-800-705-SERV (7378) • www.lithonia.com
© 2019-2020 Acuity Brands Lighting, Inc. All rights reserved.
WDGE2 LED
Rev. 04/02/20

Montgomery Sisam Architects Inc.
197 Spadina Avenue, Toronto, Ontario M5T 2C8 montgomerysisam.com
Tel 416.364.8079 Fax 416.364.7723

exp Services Inc.
t: +1 905.525.6589 f: +1 905.528.7310
1266 South Service Road
Unit C1-1
Stoney Creek, ON L8E 5R9
CANADA
www.exp.com

• BUILDINGS • EARTH & ENVIRONMENT • ENERGY •
• INDUSTRIAL • INFRASTRUCTURE • SUSTAINABILITY

CAUTION: DO NOT SCALE DRAWINGS
THIS REPRODUCTION MAY BE AT A SIZE DIFFERENT THAN ORIGINALLY DRAWN. EXP ASSUMES NO RESPONSIBILITY FOR DIMENSIONAL ACCURACY. UNAUTHORIZED REPRODUCTION OR REUSE IS STRICTLY PROHIBITED. NOT PUBLISHED - ALL RIGHTS RESERVED. EXP EXPRESSLY DISCLAIMS RESPONSIBILITY ARISING FROM UNAUTHORIZED USE OF THESE DRAWINGS AND NOTES. AUTHORIZATION MUST BE IN WRITING.
© exp, 2012

NO.	DATE	REVISION	BY
3	2026-02-17	REISSUED FOR SPA RESUBMISSION	CB
2	2025-11-13	ISSUED FOR SPA	AC
1	2025-10-10	ISSUED FOR COORDINATION	AC

EXTEDICARE RIVERSIDE

Street
City, State Zip

ELECTRICAL DETAILS

SCALE : N.T.S.
DRAWN BY: AC
REVIEWED BY: CB
JOB NUMBER: AL-25002350-A0
PLOT DATE: 10/07/2025

DRAWING NUMBER:
E-102A