Baseline Ambient Air Monitoring
New Battery Energy Storage System (BESS)
2555 Marchurst Road, Kanata, ON

Prepared for:

Brookfield Renewable

Brookfield Renewable
41 Victoria Street
Gatineau, QC J8X 2A1

Prepared by:
BluMetric Environmental Inc.
1682 Woodward Drive
Ottawa, ON K2C 3R8

Project Number: 260415
August 21, 2026

BluMetric.ca

Executive Summary

BluMetric Environmental Inc. (BluMetric®) was retained by Brookfield Renewable to conduct a baseline ambient air monitoring program at the Battery Energy Storage System (BESS) facility located at 2555 Marchurst Road, Kanata, Ontario. The monitoring was conducted prior to the start of construction at the specific request of Brookfield Renewable to establish reference data for pre-established air quality parameters.

The objective of this baseline monitoring was to provide a pre-construction characterization of ambient conditions at the site, enabling future comparison of air quality following completion of construction.

The assessment was conducted by a BluMetric Occupational & Environmental Scientist and Occupational Hygienist on August 4 and 5, 2026, under the direction of the BluMetric IH/OHS Manager and Senior Occupational Hygienist.

The purpose of this assessment was to collect ambient air data-logging measurements and passive & whole air samples at BESS facility, located at 2555 Marchurst Road, Kanata, Ontario

The real-time continuous monitoring parameters measured and assessed included the following:

- Carbon Monoxide (CO) - MultiRAE Model 6228
- Nitrogen Dioxide (NO_2) - MultiRAE Model 6228
- Hydrogen Sulfide (H_2S) - MultiRAE Model 6228
- Carbon Dioxide (CO_2) - MultiRAE Model 6228
- Hydrogen Cyanide (HCN) - MultiRAE Model 6228
- Formaldehyde (CH_2O) – Aeroqual Ranger
- Particulate Matter ($PM_{2.5}$ and PM_{10}) – TSI DustTrak DRX 8533
- Ozone (O_3) – Aeroqual S500

The laboratory-analyzed parameters (Passive and Whole-Air Sampling) measured and assessed included the following:

- Volatile Organic Compounds (VOCs) and Naphthalene as a Polycyclic Aromatic Hydrocarbon (PAH) – SUMMA canisters
- Hydrofluoric Acid (HF) – Radiello passive samplers with chemiadsorbing cartridges

The baseline assessment data indicates that no relevant ambient air quality criterion limits were exceeded, where such limits exist. The baseline assessment data may be used for comparison against future air monitoring studies following completion of the Kanata BESS construction.

Table of Contents

Executive Summary _____ i

1. **Introduction** _____ 1
2. **Scope Of Work** _____ 1
3. **Methodology** _____ 2
4. **Ambient Air Quality Assessment – Real Time Instrumentation Results** _____ 3
5. **SUMMA Canister Sampling** _____ 5
6. **Radiello Passive Sampling Results – Hydrofluoric Acid (HF)** _____ 7
7. **Weather Station Monitoring Data** _____ 7
8. **Conclusions** _____ 7
9. **Closing Statement** _____ 7

List of Tables

Table 1: Summary of Average Concentrations for Air Monitoring Parameters over 24 hours ___ 4
Table 2: TVOC and Naphthalene (PAH) characterization _____ 5
Table 3: Hydrofluoric Acid Results (24-hour Average) _____ 7

List of Appendices

Appendix A: Calibration Records
Appendix B: Laboratory Reports and Chain of Custody Records

1. Introduction

BluMetric Environmental Inc. (BluMetric®) was retained by Brookfield Renewable to conduct a baseline ambient air monitoring program at the Battery Energy Storage System (BESS) facility at 2555 Marchurst Road, Kanata, ON, prior to the start of construction. This work was undertaken at the specific request of Brookfield Renewable to conduct sampling or monitoring for a specific list of pre-established parameters specified to BluMetric.

The objective of conducting this baseline monitoring is understood to be the establishment of reference data for desired air quality parameters (as specified to BluMetric to match similar monitoring at a second site), and in so doing, provide a pre-construction characterization of ambient conditions at the site.

This report outlines the assessment conducted at the BESS, located at 2555 Marchurst, Kanata, Ontario.

2. Scope Of Work

This air monitoring assessment at the BESS facility carried out by BluMetric included the following scope of work:

- Set up and operate two air monitoring stations at selected locations across the site to capture representative baseline conditions.
- Deploy continuous data logging instruments at each station to measure the following parameters over a 24-hour period:
    - Carbon Dioxide (CO_2)
    - Nitrogen Dioxide (NO_2)
    - Hydrogen Sulfide (H_2S)
    - Hydrogen Cyanide (HCN)
    - Formaldehyde (CH_2O)
    - Particulate Matter ($PM_{2.5}$ and PM_{10})
    - Ozone (O_3)
- Deploy SUMMA canisters at each station to collect air samples for laboratory analysis of volatile organic compounds (VOCs) and Naphthalene as a polycyclic aromatic hydrocarbon (PAH).
- Deploy Radiello passive samplers at each station to obtain time-weighted average measurements of hydrofluoric acid (HF).

- Submit all collected samples to an accredited laboratory for analysis, following standard protocols for each parameter.
- Compile and interpret all monitoring data, including real time results, VOC characterization, and passive sampling findings.
- Prepare a concise report that summarizes the baseline air quality assessment, compares results against applicable Ontario and Canadian ambient air quality criteria, and provides professional conclusions based on the data collected.

3. Methodology

For the purpose of continuously monitoring the parameters identified above, two air monitoring stations were deployed on site. Each station was equipped with the instruments listed below and operated continuously over a 24-hour period:

- A RAE Systems MultiRAE Model 6228 for continuous monitoring of Carbon Monoxide (CO), Nitrogen Dioxide (NO_2), Hydrogen Sulfide (H_2S), Carbon Dioxide (CO_2), and Hydrogen Cyanide (HCN),
- An Aeroqual S500 monitor for ozone,
- An Aeroqual Ranger for formaldehyde (CH_2O), and
- A TSI DustTrak DRX 8533 for real-time particulate matter (measured as $PM_{2.5}$ and PM_{10}).

In addition to the real-time instrumentation, passive and whole-air sampling methods were used to broaden the scope of the monitoring program. Stainless-steel SUMMA canisters were deployed at each monitoring location to collect air samples for laboratory analysis of volatile organic compounds (VOCs) and Naphthalene as a polycyclic aromatic hydrocarbon (PAH), providing a time-weighted average concentration over the deployment period (24 hrs) in each location.

Radiello™ passive air samplers fitted with a chemiadsorbing cartridge (RAD166 for hydrogen fluoride (HF)) were also deployed at each air monitoring station. These passive samplers provided time-weighted average hydrofluoric acid concentrations in each location over the deployment period (24 hrs.). The combined sampling approach provided coverage of real-time criteria pollutants as well as targeted trace-level organic and inorganic compounds.

The two air monitoring stations were strategically positioned within the proposed BESS project site to capture representative baseline conditions across the facility (see Photo 1 below). Station 1 was established near the office trailers at coordinates 45.396315, -76.041294, while Station 2 was located on the opposite side of the site at coordinates 45.395122, -76.043817. This spatial distribution was intended to account for potential variability in air quality across the project area.

A Davis Vantage Pro2 Weather Station was also set up near Station 1 to continuously log meteorological data, including wind speed and direction, ambient temperature, and rainfall. However, due to equipment failure, the weather station did not record data during the sampling period.

Calibration records for all monitoring equipment, as well as the laboratory certificates of analysis pertaining to the analyses conducted are provided in Appendix A.



Photo 1: Air monitoring station locations

4. Ambient Air Quality Assessment – Real Time Instrumentation Results

The following table presents a summary of the 24-hour average concentrations for all air quality parameters measured by the real-time instrumentation deployed during the monitoring period. Data were logged continuously at 60-second intervals over a continuous period of 24-hours at both monitoring stations.

Averages of the logged data were calculated to provide representative baseline concentrations associated with ambient conditions at the site. Where the averaging period specified by Ontario's Ambient Air Quality Criteria for a given measurement parameter was less than 24-hours, the results shown in Table 1 indicate the highest average peak concentration over the required averaging period measured throughout the full 24-hour measuring period.

As shown in the table, measurement results were well below the applicable criteria.

Table 1: Summary of Average Concentrations for Air Monitoring Parameters over 24 hours

Sample ID Location (Room/ Lab #)	Carbon Monoxide (CO) (ppm)	Nitrogen Dioxide (NO_2) (ppm)	Carbon Dioxide (ppm)	Hydrogen Sulfide (H_2S) (ppm)	Hydrogen Cyanide (HCN) ($\mu g/m^3$)	Ozone (O_3) (ppm)	Formaldehyde (CH_2O) ($\mu g/m^3$)	Respirable Particulate $PM_{2.5}$ ($\mu g/m^3$)	Respirable Particulate PM_{10} ($\mu g/m^3$)
Air Monitoring Station 1	0.0	0.0	324	0.0	0.0	NA*	0.0	0.014	0.022
Air Monitoring Station 2	0.0	0.0	222	0.0	0.0	0.008	0.0	0.004	0.004
Ontario's Ambient Air Quality Criteria (AAQC)	**13**	**0.10**	**NA**	**NA**	**8**	**0.080**	**65**	**27**	**50**
Averaging Time for AAQC/ CAAQC criteria	**8-hours**	**24-hours**	**NA**	**NA**	**24-hours**	**1-hour**	**24-hours**	**24-hours**	**24-hours**

Notes:

*The ozone monitor deployed at Air Monitoring Station 1 experienced operational issues and did not log real-time ozone concentrations.

NA: Not available.

CAAQC: Canadian Ambient Air Quality Criteria (adopted under the Ontario AAQC)

5. SUMMA Canister Sampling

As part of the supplementary sampling program, a stainless-steel SUMMA canister was deployed concurrently at each of Air Monitoring Stations 1 and 2 over a 24-hour time-weighted average sampling period. The collected samples were submitted for laboratory analysis to characterize volatile organic compounds (VOCs) at each location. Results for the SUMMA canister samples are summarized in the table below.

The results provide a comparative baseline of VOC concentrations across the two monitoring stations that could be used as a baseline reference for future operational-phase assessments. For each organic compound that had an applicable Ontario Ambient Air Quality Criteria (AAQC), the results were below the AAQC comparison criteria, consistent with expectations for the rural location in which the measurements were collected and the prevailing site conditions.

Table 2: TVOC and Naphthalene (PAH) characterization

Collection Date	04-Aug-2026 to 05–Aug-2026		
Volatile Organic Compounds and Naphthalene (PAH)	Sample ID: S-01 (µg/m^3) - Air Monitoring Station 1	Sample ID: S-02 (µg/m^3) - Air Monitoring Station 2	Ontario's Ambient Air Quality Criteria (AAQC) - µg/m^3
Acetone	9.3	9.5	11,880
Allyl chloride	<0.63	<0.63	NA
Benzene	0.224	0.179	2
Benzyl chloride	<1.0	<1.0	NA
Bromodichloromethane	<1.3	<1.3	NA
Bromoform	<0.21	<0.21	55
Bromomethane	<0.78	<0.78	NA
Butadiene, 1,3-	<0.44	<0.44	10
Carbon disulfide	<1.6	<1.6	NA
Carbon tetrachloride	0.48	0.48	2
Chlorobenzene	<0.92	<0.92	NA
Chloroethane	<0.53	<0.53	5,600
Chloroform	<0.098	<0.098	1
Chloromethane	0.78	0.78	NA
Cyclohexane	<0.69	<0.69	6,100
Dibromochloromethane	<1.7	<1.7	NA
Dichlorobenzene, 1,2-	<1.2	<1.2	NA
Dichlorobenzene, 1,3-	<1.2	<1.2	NA
Dichlorobenzene, 1,4-	<0.12	<0.12	95
Dichlorodifluoromethane	2.6	2.6	NA
Dichloroethane, 1,1-	<0.81	<0.81	165
Dichloroethane, 1,2-	<0.040	<0.040	NA
Dichloroethylene, 1,1-	<0.79	<0.79	NA
Dichloroethylene, cis-1,2-	<0.79	<0.79	105
Dichloroethylene, trans-1,2-	<0.79	<0.79	105

Collection Date	04-Aug-2026 to 05–Aug-2026		
Volatile Organic Compounds and Naphthalene (PAH)	Sample ID: S-01 (µg/m³) - Air Monitoring Station 1	Sample ID: S-02 (µg/m³) - Air Monitoring Station 2	Ontario's Ambient Air Quality Criteria (AAQC) - µg/m³
Dichloromethane	<0.69	<0.69	NA
Dichloropropane, 1,2-	<0.14	<0.14	NA
Dichloropropylene, cis+trans-1,3-	<0.18	<0.18	NA
Dichloropropylene, cis-1,3-	<0.091	<0.091	NA
Dichloropropylene, trans-1,3-	<0.091	<0.091	NA
Dioxane, 1,4-	<0.72	<0.72	1,500
Ethyl acetate	<0.72	<0.72	19,000
Ethylbenzene	<0.43	<0.43	NA
Ethyltoluene, 4-	<1.0	<1.0	NA
Heptane, n-	<0.82	<0.82	11,000
Hexachlorobutadiene	<0.11	<0.11	NA
Hexane, n-	<0.70	<0.70	7,500
Hexanone, 2-	<4.10	<4.10	NA
Methyl ethyl ketone [MEK]	0.77	<0.59	NA
Methyl isobutyl ketone [MIBK]	<0.82	<0.82	NA
Methyl-tert-butyl ether [MTBE]	<0.72	<0.72	NA
Naphthalene (PAH)	<0.26	<0.26	23
Propylene	<0.34	<0.34	4,000
Styrene	<0.85	<0.85	400
Tetrachloroethane, 1,1,1,2-	<0.14	<0.14	NA
Tetrachloroethane, 1,1,2,2-	<0.069	<0.069	NA
Tetrachloroethylene	<1.4	<1.4	NA
Tetrahydrofuran	<0.59	<0.59	93,000
Toluene	<0.38	<0.38	2,000
Trichloro-1,2,2-trifluoroethane, 1,1,2- [Freon 113]	<1.5	<1.5	NA
Trichlorobenzene, 1,2,4-	<1.5	<1.5	400
Trichloroethane, 1,1,1-	<1.1	<1.1	NA
Trichloroethane, 1,1,2-	<0.055	<0.055	NA
Trichloroethylene	<0.11	<0.11	12
Trichlorofluoromethane	1.2	1.2	6,000
Trimethylbenzene, 1,2,4-	<1.0	<1.0	220
Trimethylbenzene, 1,3,5-	<1.0	<1.0	220
Trimethylpentane, 2,2,4-	<0.9	<0.9	NA
Vinyl acetate	<1.8	<1.8	NA
Vinyl bromide	<0.9	<0.9	NA
Vinyl chloride	<0.051	<0.051	1
Xylene, m+p-	<0.87	<0.87	730
Xylene, o-	<0.43	<0.43	730
Xylenes, total	<1.3	<1.3	730

Notes:

NA: Not available.

6. Radiello Passive Sampling Results – Hydrofluoric Acid (HF)

The table below summarizes the passive sampling results for hydrofluoric acid (HF) collected over a 24-hour period at the two air monitoring stations. Radiello passive samplers fitted with chemiadsorbing cartridge were installed near Stations 1 and 2 and deployed for the full sampling interval to obtain time-weighted average HF concentrations.

Table 3: Hydrofluoric Acid Results (24-hour Average)

Collection Date	04-Aug-2026
Passive Sampling	Hydrofluoric acid (HF)
Sample ID: R-01 (µg/m^3) - Air Monitoring Station 1	<0.0045
Sample ID: R-02 (µg/m^3) - Air Monitoring Station 2	<0.0045
Ontario's Ambient Air Quality Criteria (AAQC) - µg/m^3	NA

Notes:
NA: Not available.

7. Weather Station Monitoring Data

Due to unforeseen technical malfunctions, the Davis Vantage Pro2 Weather Station did not record meteorological data during the monitoring period. Accordingly, weather parameters and Station 1 ozone concentrations are not available for the baseline assessment.

8. Conclusions

The baseline assessment data indicates that no relevant ambient air quality criterion limits were exceeded, where such limits exist. The baseline assessment data may be used for comparison against future air monitoring studies following completion of the Kanata BESS construction.

9. Closing Statement

The conclusions presented in this report represent our professional opinion and are based on the conditions observed on the dates set out in the report, the information available at time this report was prepared, the scope of work, and any limiting conditions noted herein.

The findings presented in this letter report represent the baseline air quality characterization carried out by BluMetric for Brookfield Renewable at the Kanata BESS site. This work was undertaken at the specific request of Brookfield Renewable to conduct sampling or monitoring for a specific list of pre-established parameters specified to BluMetric.

BluMetric provides no assurances regarding changes to conditions subsequent to the time of the assessment. BluMetric makes no warranty as to the accuracy or completeness of the information provided by others or of the conclusions and recommendations predicated on the accuracy of that information.

This report has been prepared for Brookfield Renewable. Any use a third party makes of this report, any reliance on the report, or decisions based upon the report, are the responsibility of those third parties unless authorization is received from BluMetric in writing.

Respectfully submitted,
BluMetric Environmental Inc.



Carlos Vinueza, M.Env.Sci., CET.
Occupational and Environmental Scientist



Habiba Essak, M.Sc., CIH
Senior Occupational Hygienist

Appendix A

Equipment Calibration Records

aeroqual

Aeroqual Limited
460 Rosebank Road, Avondale, Auckland 1026, New Zealand.
Phone: +64-9-623 3013 Fax: +64-9-623 3012
www.aeroqual.com

Calibration Certificate No. 82997

Calibration Date: 20 Mar 2026 13:17

Model: Formaldehyde 0-10ppm

Serial No: EF--1903261-014

Environmental Conditions

Temperature 24.8 °C

Relative Humidity 32.2 %

Measurements

Calibration Standard /ppm	0.00	10.00	0.00	0.00
AQL Sensor (Mean) /ppm	0.00	9.98	0.00	0.00
AQL Sensor (Std. Dev) /ppm	0.000	0.005	0.000	0.000

*The Mean and Standard Deviation are calculated from three consecutive readings.

Calibration Standard

This sensor was calibrated using the sensor's documented cross-sensitivity to carbon monoxide and the concentrations reported above are the formaldehyde equivalents. A certified mixture of carbon monoxide in air was diluted using zero air by a set of calibrated mass flow controllers.

QC Approval: Takao Yamasaki

Date: 20 Mar 2026

Aeroqual Limited
460 Rosebank Road, Avondale, Auckland 1026, New Zealand.
Phone: +64-9-623 3013 Fax: +64-9-623 3012
www.aeroqual.com

Calibration Certificate No. 82996

Calibration Date: 20 Mar 2026 13:17

Model: Formaldehyde 0-10ppm

Serial No: EF--1903261-013

Environmental Conditions

Temperature 24.8 °C

Relative Humidity 32.2 %

Measurements

Calibration Standard /ppm	0.00	10.00	0.00	0.00
AQL Sensor (Mean) /ppm	0.00	10.00	0.00	0.00
AQL Sensor (Std. Dev) /ppm	0.000	0.010	0.000	0.000

*The Mean and Standard Deviation are calculated from three consecutive readings.

Calibration Standard

This sensor was calibrated using the sensor's documented cross-sensitivity to carbon monoxide and the concentrations reported above are the formaldehyde equivalents. A certified mixture of carbon monoxide in air was diluted using zero air by a set of calibrated mass flow controllers.

QC Approval: Takao Yamasaki

Date: 20 Mar 2026

aeroqual

Aeroqual Limited
460 Rosebank Road, Avondale, Auckland, New Zealand
Phone: +64-9-623 3013 Fax: +64-9-623 3012
www.aeroqual.com

Calibration Certificate No. 81382

Calibration Date: 07 Nov 2025 13:03

Model: Ozone Ultra Low 0-0.15 ppm

Serial No: OZUL2505102-318

Environmental Conditions

Temperature 29.2 °C

Relative Humidity 44.2 %

Measurements

Calibration Standard /ppm	0.007	0.062	0.118	0.000
AQL Sensor (Mean) /ppm	0.007	0.064	0.121	0.000
AQL Sensor (Std. Dev) /ppm	0.000	0.001	0.001	0.000

*The Mean and Standard Deviation are calculated from three consecutive readings.

Calibration Standard

The Aeroqual ozone sensors are calibrated in a controlled environment against a NATA certified ozone UV photometer whose traceability is maintained with international standards organisations. *NATA is Australia's national body for accreditation of producers of certified reference materials.

QC Approval: **Takao Yamasaki**

Date: **07 Nov 2025**

CO, NO_2, H_2S, CO_2, HCN

INSTRUMENT QC/ PACKING LIST

Description	☑ RAE Systems MultiRAE model 6228 ☐ RAE Systems MultiRAE model 6228 with P2P for GTS
Instrument ID	8C1382
Date Calibrated	7/29/26

PINE
www.pine-environmental.com

Standard Items for MultiRAE and MultiRAE with P2P	Prepared	QC check	Received by customer	Returned to Pine
MultiRAE ~~w/ carry case~~	✓	✓		
Protective rubber boot with belt clip	✓	✓		
Manual	X	X		
Quick reference card	X	X		
Probe tip (tubing w/ luer fitting)	✓	✓		
AC adapter	✓	✓		
Travel charger clip, for charging and data download	✓	✓		
(2) Hydrophobic filters	X	X		
Alkaline battery adapter with (4) AA Alkaline batteries installed	X	X		
☐ MultiRAE 6228 calibration adapter or ☐ T-fitting calibration adapter	X	X		
ProCal calibration sheet	✓	✓		

Standard Items for MultiRAE with P2P: Include these accessories only when the unit is being used with Pine GTS or when being shipped to another branch.

Travel charger clip for P2P with green label ✓ Required for use with GTS				

Supporting Items

18% O_2, 50% LEL CH_4, 50 ppm CO, and 10 ppm H_2S gas*				
100 ppm isobutylene calibration gas*				
_____ calibration gas*				
(2) 0.5 lpm regulators, 1 male, 1 female				
Datalogging software and Comm. cable				
Sample tubing				

Required for CO2 sensor calibration

Nitrogen or zero air calibration gas for zeroing CO2 sensor*				
5000 ppm CO2 calibration gas*				

*Safety Data Sheets (SDS) will be provided upon request.

Prepared by: [signature]

QC checked by:

Date: 7/30/26

This packing list is to ensure that every item needed to operate the unit was sent and received. Upon receiving a shipment, please fill out the "Received by customer" column. Call Pine within 24 hours of receiving the equipment if any pieces are missing, damaged, or malfunctioning. Thank you for choosing Pine Environmental Services LLC

INSTRUMENT QC/ PACKING LIST

CO, NO_2, H_2S, CO_2, HCN

Description	☑ RAE Systems MultiRAE model 6228 ☐ RAE Systems MultiRAE model 6228 with P2P for GTS
Instrument ID	513913
Date Calibrated	7/29/26

PINE
www.pine-environmental.com

Standard Items for MultiRAE and MultiRAE with P2P	Prepared	QC check	Received by customer	Returned to Pine
MultiRAE w/ ~~carry case~~	✓	✓		
Protective rubber boot with belt clip	✓	✓		
Manual	✓	✓		
Quick reference card	✓	✓		
Probe tip (tubing w/ luer fitting)	✓	✓		
AC adapter	✓	✓		
Travel charger clip, for charging and data download	✓	✓		
(2) Hydrophobic filters	X	X		
Alkaline battery adapter with (4) AA Alkaline batteries installed	✓	✓		
☐ MultiRAE 6228 calibration adapter or ☐ T-fitting calibration adapter	X	X		
ProCal calibration sheet	✓	✓		
Standard Items for MultiRAE with P2P: Include these accessories only when the unit is being used with Pine GTS or when being shipped to another branch.				
Travel charger clip for P2P with green label ✓ Required for use with GTS				
Supporting Items				
18% O_2, 50% LEL CH_4, 50 ppm CO, and 10 ppm H_2S gas*				
100 ppm isobutylene calibration gas*				
_____ calibration gas*				
(2) 0.5 lpm regulators, 1 male, 1 female				
Datalogging software and Comm. cable				
Sample tubing				
Required for CO2 sensor calibration				
Nitrogen or zero air calibration gas for zeroing CO2 sensor*				
5000 ppm CO2 calibration gas*				

*Safety Data Sheets (SDS) will be provided upon request.

Prepared by: [signature]

QC checked by: [signature]

Date: 7/30/26

This packing list is to ensure that every item needed to operate the unit was sent and received. Upon receiving a shipment, please fill out the "Received by customer" column. Call Pine within 24 hours of receiving the equipment if any pieces are missing, damaged, or malfunctioning. Thank you for choosing Pine Environmental Services LLC

INSTRUMENT QC/ PACKING LIST

Description	Aeroqual S500 Ozone Monitor
Ozone Sensor Range	☐ OZS 0.001 – 0.05 ☐ OZU 0.001 – 0.150 ☒ OZL 0.001 – 0.500 ☐ OZG 0.02 – 10.00 ☐ EOZ 0.01 – 10.00
Instrument ID	49462
Date Prepared	July 31 2026
Aeroqual Factory Calibration Date	

#25092201-114

PINE

www.pine-environmental.com

Standard Items	Prepared	QC check	Received by customer	Returned to Pine
Aeroqual S500 Ozone Monitor	✓	✓		
Case	✓	✓		
Manual	✓	✓		
Lithium battery smart charger	✓	✓		
AC cord for charger	✓	✓		
USB to monitor cable	X	X		
Two-way adapter cable	X	X		
Aeroqual S500 data logging software	X ✓	X ✓		
Annual factory calibration sheet from Aeroqual	✓	✓		
ProCal inspection report	✓	✓		

Prepared by: [signature]

QC checked by: [signature]

Date: July 31 2026

This packing list is to ensure that every item needed to operate the unit was sent and received. Upon receiving a shipment, please fill out the "Received by customer" column. Call Pine within 24 hours of receiving the equipment if any pieces are missing, damaged, or malfunctioning. Thank you for choosing Pine Environmental Services LLC.

INSTRUMENT QC PACKING LIST

Description	Aeroqual Ranger
Sensor Head type	☐ PMX, dust ☒ CH2O
Pine ID	233153
Probe annual cal. date	03/20/2026
Date Prepared	July 31 2026

EF-1903261-014

PINE

www.pine-environmental.com

Standard Items for both configurations	Prepared	QC check	Received by customer	Returned to Pine
Ranger display and sensor	✓	✓		
Case	✓	✓		
QR code card, link to manuals	✓	✓		
AC power adapter (12V, 30W, USB-C)	✓	✓		
USB-C to USB-C cable (for charging and download)	✓	✓		
USB-C female to USB-A	✓	✓		
Annual calibration sheet for sensor head	✓	✓		
ProCal sheet	✓	✓		
Standard Items for PMX sensor head				
Inlet cap (send only with the PMX sensor head)				
Zeroing filter (send only with the PMX sensor head)				

Prepared by: JL-P.

QC checked by:

Date: July 31 2026

This packing list is to ensure that every item needed to operate the unit was sent and received. Upon receiving a shipment, please fill out the "Received by customer" column. Call Pine within 24 hours of receiving the equipment if any pieces are missing, damaged, or malfunctioning. Thank you for choosing Pine Environmental Services LLC.

Scan this QR code for the Aeroqual Ranger operating instructions.

INSTRUMENT QC PACKING LIST

EF-1903261-013

Description	Aeroqual Ranger
Sensor Head type	☐ PMX, dust ☒ CH2O
Pine ID	2306607
Probe annual cal. date	03/20/2026
Date Prepared	July 31 2026

PINE

www.pine-environmental.com

Standard Items for both configurations	Prepared	QC check	Received by customer	Returned to Pine
Ranger display and sensor	✓	✓		
Case	X ✓	✓		
QR code card, link to manuals	✓	✓		
AC power adapter (12V, 30W, USB-C)	✓	✓		
USB-C to USB-C cable (for charging and download)	✓	✓		
USB-C female to USB-A	✓	✓		
Annual calibration sheet for sensor head	✓	✓		
ProCal sheet	✓	✓		
Standard Items for PMX sensor head				
Inlet cap (send only with the PMX sensor head)				
Zeroing filter (send only with the PMX sensor head)				

Prepared by: VLP

QC checked by:

Date: July 31 2026

This packing list is to ensure that every item needed to operate the unit was sent and received. Upon receiving a shipment, please fill out the "Received by customer" column. Call Pine within 24 hours of receiving the equipment if any pieces are missing, damaged, or malfunctioning. Thank you for choosing Pine Environmental Services LLC.

Scan this QR code for the Aeroqual Ranger operating instructions.

INSTRUMENT QC/ PACKING LIST

Description	Aeroqual S500 Ozone Monitor
Ozone Sensor Range	☐ OZS 0.001 – 0.05 ☒ OZU 0.001 – 0.150 ☐ OZL 0.001 – 0.500 ☐ OZG 0.02 – 10.00 ☐ EOZ 0.01 – 10.00
Instrument ID	396663
Date Prepared	July 31 2026
Aeroqual Factory Calibration Date	11/7/25

PINE
www.pine-environmental.com

OZUL2505T02-38

Standard Items	**Prepared**	**QC check**	**Received by customer**	**Returned to Pine**
Aeroqual S500 Ozone Monitor	✓	✓		
Case	X	X		
Manual	X	X		
Lithium battery smart charger	X	X		
AC cord for charger	✓ inenclosure	✓		
USB to monitor cable				
Two-way adapter cable				
Aeroqual S500 data logging software				
Annual factory calibration sheet from Aeroqual	✓			
ProCal inspection report	✓			

Prepared by: J.L.P.
QC checked by:
Date: July 31 2026

This packing list is to ensure that every item needed to operate the unit was sent and received. Upon receiving a shipment, please fill out the "Received by customer" column. Call Pine within 24 hours of receiving the equipment if any pieces are missing, damaged, or malfunctioning. Thank you for choosing Pine Environmental Services LLC.

INSTRUMENT QC PACKING LIST

Description	TSI DustTrak DRX Desktop Model 8533
Instrument ID	2754
Factory Cal. Date	913025
Date Prepared	7/29/26

PINE
www.pine-environmental.com

Standard Items	Prepared	QC check	Received by customer	Returned to Pine
TSI DustTrak DRX 8533 ~~and case~~	✓	✓		
Operation and Service Manual	✓	✓		
Quick reference card	✓	✓		
Trak Pro Software	X	✓		
(2) Rechargeable batteries (remove for transport)	✓	✓		
Charger and AC cord	✓	✓		
Inlet cap	✓	✓		
Stylus	✓	✓		
Accessories pouch	X	X		
Zero filter	X	X		
(2) extra internal filters	X	X		
Impactor kit (4 parts) • PM 2.5 top • PM 2.5 bottom • Impaction plate • Extra impaction plate	X	X		
Impactor oil	X	✓		
37 mm filter cartridge	X	✓		
Internal filter removal tool	X	✓		
Conductive black tubing, 1 meter	X	✓		
USB data cable	X	✓		
ProCal certificate	✓	✓		
Annual certification sheet	✓	✓		
Supporting Items				
USB to serial adapter	✓	✓		
Environmental enclosure with omni-directional sampling inlet	✓	✓		
Tripod	✓	✓		

Prepared by: [signature]
QC checked by:
Date: 7/29/26

This packing list is to ensure that every item needed to operate the unit was sent and received. Upon receiving a shipment, please fill out the "Received by customer" column. Call Pine within 24 hours of receiving the equipment if any pieces are missing, damaged, or malfunctioning. Thank you for choosing Pine Environmental Services LLC

INSTRUMENT QC PACKING LIST

Description	TSI DustTrak DRX Desktop Model 8533
Instrument ID	27473
Factory Cal. Date	
Date Prepared	July 29 2026

PINE
www.pine-environmental.com

Standard Items	Prepared	QC check	Received by customer	Returned to Pine
TSI DustTrak DRX 8533 and ~~case~~	✓	✓		
Operation and Service Manual	X	X		
Quick reference card	X	X		
Trak Pro Software	X	X		
(2) Rechargeable batteries (remove for transport)	✓	✓		
Charger and AC cord	✓	✓		
Inlet cap	✓	✓		
Stylus	✓	✓		
Accessories pouch	X			
Zero filter	X			
(2) extra internal filters	X			
Impactor kit (4 parts) • PM 2.5 top • PM 2.5 bottom • Impaction plate • Extra impaction plate	X			
Impactor oil	X			
37 mm filter cartridge	X			
Internal filter removal tool	X			
Conductive black tubing, 1 meter	X			
USB data cable	✓	✓		
ProCal certificate	✓	✓		
Annual certification sheet				
Supporting Items				
USB to serial adapter				
Environmental enclosure with omni-directional sampling inlet				
Tripod				

Prepared by: [signature]
QC checked by:
Date: July 31 2026

This packing list is to ensure that every item needed to operate the unit was sent and received. Upon receiving a shipment, please fill out the "Received by customer" column. Call Pine within 24 hours of receiving the equipment if any pieces are missing, damaged, or malfunctioning. Thank you for choosing Pine Environmental Services LLC

TSI P/N 2300157

CERTIFICATE OF CALIBRATION AND TESTING

TSI Incorporated, 500 Cardigan Road, Shoreview, MN 55126 USA
Tel: 1-800-874-2811 1-651-490-2811 Fax: 1-651-490-3824 http://www.tsi.com

Environment Conditions		
Temperature	73.51 (23.1)	°F (°C)
Relative Humidity	49.0	%RH
Barometric Pressure	29.16 (987.5)	inHg (hPa)

Model	**8533**
Serial Number	**8533142711**

☐ As Left ☒ In Tolerance
☒ As Found ☐ Out of Tolerance

Concentration Linearity Plot

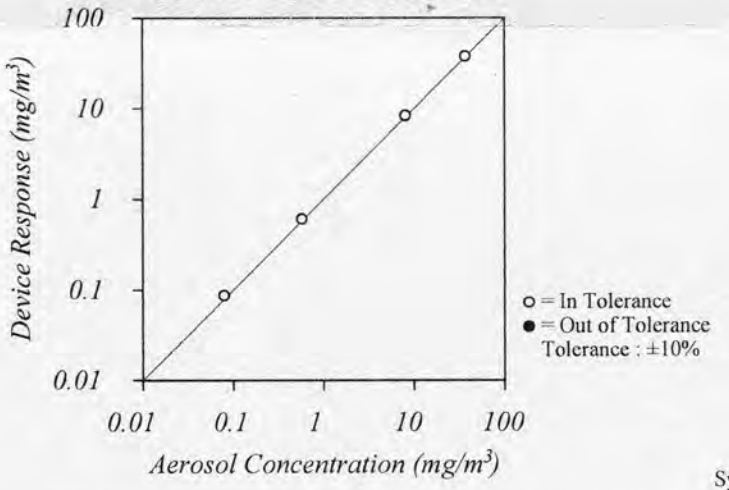

System ID: DTII01-02

FLOW AND PRESSURE VERIFICATION — **SYSTEM DTII01-02**

Parameter	Standard	Measured	Allowable Range	Parameter	Standard	Measured	Allowable Range
Flow lpm	3.00	2.96	2.85 ~ 3.15	Pressure kPa	98.8	98.7	93.82 ~ 103.69
Full Flow lpm	N/A	4.66	>3.80				

Pump run time: 1904 Hours, Pump voltage: 247 Bits

TSI Incorporated does hereby certify that all materials, components, and workmanship used in the manufacture of this equipment are in strict accordance with the applicable specifications agreed upon by TSI and the customer and with all published specifications. All performance and acceptance tests required under this contract were successfully conducted according to required specifications. There is no NIST standard for optical mass measurements. Calibration of this instrument performed by TSI has been done using emery oil and has been nominally adjusted to respirable mass per standard ISO 12103-1, A1 test dust (Arizona dust). Our calibration ratio is greater than 1.2:1.

Measurement Variable	System ID	Last Cal.	Cal. Due
DC Voltage	E010539	06-11-24	12-31-25
Microbalance	M001324	12-12-24	12-31-26
3 um PSL	264877	n/a	n/a
Pressure	E003511	10-30-24	10-31-25
DC Voltage	E003315	01-09-23	01-31-28

Measurement Variable	System ID	Last Cal.	Cal. Due
Photometer	E005612	06-06-25	06-30-26
1 um PSL	A840090	n/a	n/a
10 um PSL	272087	n/a	n/a
Flowmeter	E003769	04-01-25	04-30-26

GeMao

Verified

September 29, 2025

Date

CERTIFICATE OF CALIBRATION AND TESTING

TSI Incorporated, 500 Cardigan Road, Shoreview, MN 55126 USA
Tel: 1-800-874-2811 1-651-490-2811 Fax: 1-651-490-3824 http://www.tsi.com

Environment Conditions		
Temperature	73.25 (22.9)	°F (°C)
Relative Humidity	47.2	%RH
Barometric Pressure	29.16 (987.5)	inHg (hPa)

Model	**8533**
Serial Number	**8533142711**

☒ As Left ☐ As Found
☒ In Tolerance ☐ Out of Tolerance

Concentration Linearity Plot

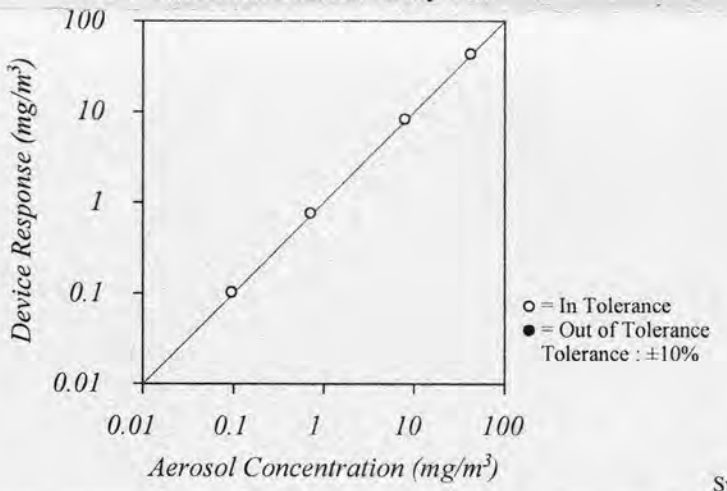

System ID: DTII01-02

FLOW AND PRESSURE VERIFICATION — **SYSTEM DTII01-02**

Parameter	Standard	Measured	Allowable Range	Parameter	Standard	Measured	Allowable Range
Flow lpm	3.00	3.11	2.88 ~ 3.12	Pressure kPa	98.8	98.7	93.81 ~ 103.69
Full Flow lpm	N/A	4.61	>3.80				

TSI Incorporated does hereby certify that all materials, components, and workmanship used in the manufacture of this equipment are in strict accordance with the applicable specifications agreed upon by TSI and the customer and with all published specifications. All performance and acceptance tests required under this contract were successfully conducted according to required specifications. There is no NIST standard for optical mass measurements. Calibration of this instrument performed by TSI has been done using emery oil and has been nominally adjusted to respirable mass per standard ISO 12103-1, A1 test dust (Arizona dust). Our calibration ratio is greater than 1.2:1

Measurement Variable	System ID	Last Cal.	Cal. Due
DC Voltage	E010539	06-11-24	12-31-25
Microbalance	M001324	12-12-24	12-31-26
3 um PSL	264877	n/a	n/a
Pressure	E003511	10-30-24	10-31-25
DC Voltage	E003315	01-09-23	01-31-28

Measurement Variable	System ID	Last Cal.	Cal. Due
Photometer	E005612	06-06-25	06-30-26
1 um PSL	A840090	n/a	n/a
10 um PSL	272087	n/a	n/a
Flowmeter	E003769	04-01-25	04-30-26

Kevin Vue
Calibrated

September 30, 2025
Date

TSI P/N 2300157

CERTIFICATE OF CALIBRATION AND TESTING

TSI Incorporated, 500 Cardigan Road, Shoreview, MN 55126 USA
Tel: 1-800-874-2811 1-651-490-2811 Fax: 1-651-490-3824 http://www.tsi.com

Environment Conditions		
Temperature	72.62 (22.6)	°F (°C)
Relative Humidity	29.8	%RH
Barometric Pressure	28.75 (973.6)	inHg (hPa)

Model	**8533**
Serial Number	**8533142910**

☐ As Left ☒ As Found

☒ In Tolerance ☐ Out of Tolerance

Concentration Linearity Plot

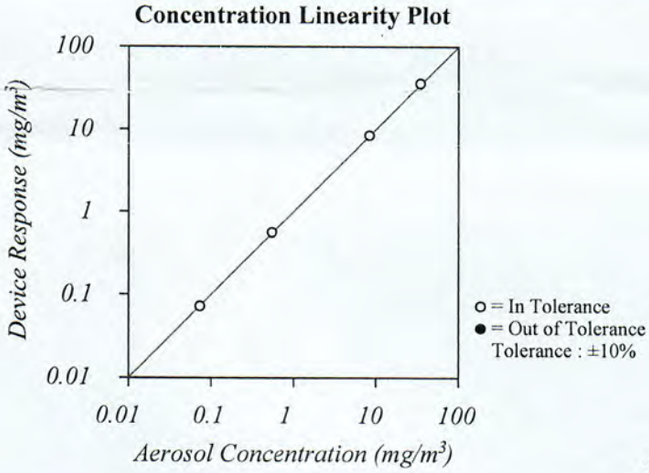

System ID: DTII01-02

FLOW AND PRESSURE VERIFICATION — **SYSTEM DTII01-02**

Parameter	Standard	Measured	Allowable Range	Parameter	Standard	Measured	Allowable Range
Flow lpm	3.00	2.90	2.85 ~ 3.15	Pressure kPa	97.4	97.3	92.49 ~ 102.23
Full Flow lpm	N/A	3.85	>3.80				

Pump run time: 14130 Hours, Pump voltage: 143 Bits

TSI Incorporated does hereby certify that all materials, components, and workmanship used in the manufacture of this equipment are in strict accordance with the applicable specifications agreed upon by TSI and the customer and with all published specifications. All performance and acceptance tests required under this contract were successfully conducted according to required specifications. There is no NIST standard for optical mass measurements. Calibration of this instrument performed by TSI has been done using emery oil and has been nominally adjusted to respirable mass per standard ISO 12103-1, A1 test dust (Arizona dust). Our calibration ratio is greater than 1.2:1

Measurement Variable	System ID	Last Cal.	Cal. Due	Measurement Variable	System ID	Last Cal.	Cal. Due
Keithley	E010539	12-09-25	06-30-27	Photometer	E011578	10-30-25	10-31-26
Microbalance	M001324	12-12-24	12-31-26	1 um PSL	A840090	n/a	n/a
3 um PSL	264877	n/a	n/a	10 um PSL	272087	n/a	n/a
Pressure	E003511	10-27-25	10-31-26	Flowmeter	E003769	04-01-25	04-30-26
Scanner Card	E003315	01-09-23	01-31-28				

Verified

March 9, 2026

Date

TSI P/N 2300157

CERTIFICATE OF CALIBRATION AND TESTING

TSI Incorporated, 500 Cardigan Road, Shoreview, MN 55126 USA
Tel: 1-800-874-2811 1-651-490-2811 Fax: 1-651-490-3824 http://www.tsi.com

Environment Conditions		
Temperature	72.17 (22.3)	°F (°C)
Relative Humidity	31.7	%RH
Barometric Pressure	29.00 (982.1)	inHg (hPa)

Model	**8533**
Serial Number	**8533142910**

☒ As Left ☒ In Tolerance
☐ As Found ☐ Out of Tolerance

Concentration Linearity Plot

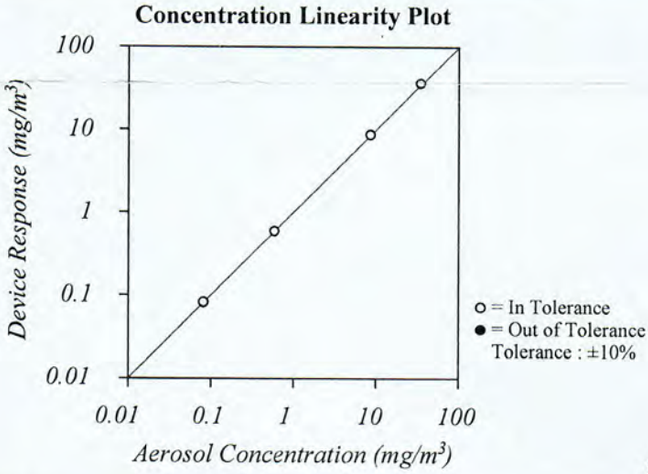

System ID: DTII01-02

FLOW AND PRESSURE VERIFICATION — **SYSTEM DTII01-02**

Parameter	Standard	Measured	Allowable Range	Parameter	Standard	Measured	Allowable Range
Flow lpm	3.00	3.06	2.88 ~ 3.12	Pressure kPa	98.2	98.2	93.28 ~ 103.09
Full Flow lpm	N/A	3.88	>3.80				

TSI Incorporated does hereby certify that all materials, components, and workmanship used in the manufacture of this equipment are in strict accordance with the applicable specifications agreed upon by TSI and the customer and with all published specifications. All performance and acceptance tests required under this contract were successfully conducted according to required specifications. There is no NIST standard for optical mass measurements. Calibration of this instrument performed by TSI has been done using emery oil and has been nominally adjusted to respirable mass per standard ISO 12103-1, A1 test dust (Arizona dust). Our calibration ratio is greater than 1.2:1

Measurement Variable	System ID	Last Cal.	Cal. Due
Keithley	E010539	12-09-25	06-30-27
Microbalance	M001324	12-12-24	12-31-26
3 um PSL	264877	n/a	n/a
Pressure	E003511	10-27-25	10-31-26
Scanner Card	E003315	01-09-23	01-31-28

Measurement Variable	System ID	Last Cal.	Cal. Due
Photometer	E011578	10-30-25	10-31-26
1 um PSL	A840090	n/a	n/a
10 um PSL	272087	n/a	n/a
Flowmeter	E003769	04-01-25	04-30-26

Matthew Dalgren
Calibrated

March 10, 2026
Date

Aeroqual Limited
460 Rosebank Road, Avondale, Auckland 1026, New Zealand.
Phone: +64-9-623 3013 Fax: +64-9-623 3012
www.aeroqual.com

Calibration Certificate No. 82514

Calibration Date: 17 Feb 2026 15:23

Model: Ozone Low 0-0.5 ppm

Serial No: OZLC2509201-114

Environmental Conditions

Temperature 30.2 °C

Relative Humidity 43.9 %

Measurements

Calibration Standard /ppm	0.001	0.098	0.448	0.000
AQL Sensor(Mean) /ppm	0.000	0.092	0.479	0.000
AQL Sensor(Std. Dev) /ppm	0.000	0.001	0.001	0.000

*The Mean and Standard Deviation are calculated from three consecutive readings.

Calibration Standard

The Aeroqual ozone sensors are calibrated in a controlled environment against a NATA certified ozone UV photometer whose traceability is maintained with international standards organisations. *NATA is Australia's national body for accreditation of producers of certified reference materials.

QC Approval: Takao Yamasaki

Appendix B

Laboratory Reports and Chain of Custody Records

CERTIFICATE OF ANALYSIS

Work Order	:	**WT2623081**			
Client	:	**BluMetric Environmental Inc.**	Laboratory	:	ALS Environmental - Waterloo
Contact	:	Véronique Maynard	Account Manager	:	Emily Smith
Address	:	1682 Woodward Dr. Ottawa Ontario Canada K2C 3R8	Address	:	60 Northland Road, Unit 1 Waterloo ON Canada N2V 2B8
Telephone	:	----	E-mail	:	Emily.Smith@ALSGlobal.com
Project	:	260415	Telephone	:	+1 519 886 6910
PO	:	----	Date Samples Received	:	05-Aug-2026 13:30
C-O-C number	:	----	Date Analysis Commenced	:	06-Aug-2026
Sampler	:	Curtis Flude	Issue Date	:	10-Aug-2026 18:06
Site	:	----			
Quote number	:	Ambient Air Quality Monitoring Project			
No. of samples received	:	3			
No. of samples analysed	:	3			

This report supersedes any previous report(s) with this reference. Results apply to the sample(s) as submitted. This document shall not be reproduced, except in full.

This Certificate of Analysis contains the following information:

- General Comments
- Analytical Results
- Surrogate Control Limits

Additional information pertinent to this report will be found in the following separate attachments: Quality Control Report, QC Interpretive report to assist with Quality Review and Sample Receipt Notification (SRN).

Signatories

This document has been electronically signed by the authorized signatories below. Electronic signing is conducted in accordance with US FDA 21 CFR Part 11.

Signatories	*Position*	*Laboratory Department*
David Tremblett	VOC Section Supervisor	Air Quality, Waterloo, Ontario

General Comments

The analytical methods used by ALS are developed using internationally recognized reference methods (where available), such as those published by US EPA, APHA Standard Methods, ASTM, ISO, Environment Canada, BC MOE, and Ontario MOE. Refer to the ALS Quality Control Interpretive report (QCI) for applicable references and methodology summaries. Reference methods may incorporate modifications to improve performance.

Where a reported less than (<) result is higher than the LOR, this may be due to primary sample extract/digestate dilution and/or insufficient sample for analysis.

Where the LOR of a reported result differs from standard LOR, this may be due to high moisture content, insufficient sample (reduced weight employed) or matrix interference.

Please refer to Quality Control Interpretive report (QCI) for information regarding Holding Time compliance.

Key: CAS Number: Chemical Abstracts Services number is a unique identifier assigned to discrete substances.
LOR: Limit of Reporting (detection limit).

Unit	*Description*
-	no units
Inches Hg	inches of mercury
ppbv	parts per billion (volume/volume)
µg/m³	micrograms per cubic metre

<: less than.
>: greater than.
Surrogate: An analyte that is similar in behavior to target analyte(s), but that does not occur naturally in environmental samples. For applicable tests, surrogates are added to samples prior to analysis as a check on recovery.

Test results reported relate only to the samples as received by the laboratory.
UNLESS OTHERWISE STATED on SRN or QCI Report, ALL SAMPLES WERE RECEIVED IN ACCEPTABLE CONDITION.

Analytical Results

Sub-Matrix: Air
(Matrix: Air)

Analyte	CAS Number	Method/Lab	LOR	Unit	Client sample ID	S-01 ----	S-02 ----	S-03 ----	----	----
					Client sampling date / time	04-Aug-2026 11:14	04-Aug-2026 11:45	04-Aug-2026 00:00	----	----
						WT2623081-001	WT2623081-002	WT2623081-003	----	----
						Result	Result	Result	----	----
Field Tests										
ID, batch proof	----	EF001/WT	-	-		260409.101	260406.216	260407.122	----	----
ID, canister	----	EF001/WT	-	-		06000-0314	06000-0584	06000-0158	----	----
ID, regulator	----	EF001/WT	-	-		CS1200-0302	CS1200-0122	NR	----	----
Pressure on receipt	----	EF001/WT	0.10	inches Hg		-8.17	-7.97	-30.0	----	----
Volatile Organic Compounds										
Acetone	67-64-1	E621B/WT	1.0	ppbv		3.9	4.0	<1.0	----	----
Acetone	67-64-1	EC621B/WT	2.4	µg/m³		9.3	9.5	<2.4	----	----
Allyl chloride	107-05-1	E621B/WT	0.20	ppbv		<0.20	<0.20	<0.20	----	----
Allyl chloride	107-05-1	EC621B/WT	0.63	µg/m³		<0.63	<0.63	<0.63	----	----
Benzene	71-43-2	E621B-L/WT	0.020	ppbv		0.070	0.056	<0.020	----	----
Benzene	71-43-2	EC621B-L/WT	0.064	µg/m³		0.224	0.179	<0.064	----	----
Benzyl chloride	100-44-7	E621B/WT	0.20	ppbv		<0.20	<0.20	<0.20	----	----
Benzyl chloride	100-44-7	EC621B/WT	1.0	µg/m³		<1.0	<1.0	<1.0	----	----
Bromodichloromethane	75-27-4	E621B/WT	0.20	ppbv		<0.20	<0.20	<0.20	----	----
Bromodichloromethane	75-27-4	EC621B/WT	1.3	µg/m³		<1.3	<1.3	<1.3	----	----
Bromoform	75-25-2	E621B-L/WT	0.020	ppbv		<0.020	<0.020	<0.020	----	----
Bromoform	75-25-2	EC621B-L/WT	0.21	µg/m³		<0.21	<0.21	<0.21	----	----
Bromomethane	74-83-9	E621B/WT	0.20	ppbv		<0.20	<0.20	<0.20	----	----
Bromomethane	74-83-9	EC621B/WT	0.78	µg/m³		<0.78	<0.78	<0.78	----	----
Butadiene, 1,3-	106-99-0	E621B/WT	0.20	ppbv		<0.20	<0.20	<0.20	----	----
Butadiene, 1,3-	106-99-0	EC621B/WT	0.44	µg/m³		<0.44	<0.44	<0.44	----	----

Analytical Results

Sub-Matrix: Air
(Matrix: Air)

Analyte	CAS Number	Method/Lab	LOR	Unit	Client sample ID	S-01 ----	S-02 ----	S-03 ----	----	----
					Client sampling date / time	04-Aug-2026 11:14	04-Aug-2026 11:45	04-Aug-2026 00:00	----	----
						WT2623081-001	WT2623081-002	WT2623081-003	----	----
						Result	Result	Result	----	----
Volatile Organic Compounds										
Carbon disulfide	75-15-0	E621B/WT	0.50	ppbv		<0.50	<0.50	<0.50	----	----
Carbon disulfide	75-15-0	EC621B/WT	1.6	µg/m³		<1.6	<1.6	<1.6	----	----
Carbon tetrachloride	56-23-5	E621B-L/WT	0.020	ppbv		0.077	0.076	<0.020	----	----
Carbon tetrachloride	56-23-5	EC621B-L/WT	0.13	µg/m³		0.48	0.48	<0.13	----	----
Chlorobenzene	108-90-7	E621B/WT	0.20	ppbv		<0.20	<0.20	<0.20	----	----
Chlorobenzene	108-90-7	EC621B/WT	0.92	µg/m³		<0.92	<0.92	<0.92	----	----
Chloroethane	75-00-3	E621B/WT	0.20	ppbv		<0.20	<0.20	<0.20	----	----
Chloroethane	75-00-3	EC621B/WT	0.53	µg/m³		<0.53	<0.53	<0.53	----	----
Chloroform	67-66-3	E621B-L/WT	0.020	ppbv		<0.020	<0.020	<0.020	----	----
Chloroform	67-66-3	EC621B-L/WT	0.098	µg/m³		<0.098	<0.098	<0.098	----	----
Chloromethane	74-87-3	E621B/WT	0.20	ppbv		0.38	0.38	<0.20	----	----
Chloromethane	74-87-3	EC621B/WT	0.41	µg/m³		0.78	0.78	<0.41	----	----
Cyclohexane	110-82-7	E621B/WT	0.20	ppbv		<0.20	<0.20	<0.20	----	----
Cyclohexane	110-82-7	EC621B/WT	0.69	µg/m³		<0.69	<0.69	<0.69	----	----
Dibromochloromethane	124-48-1	E621B/WT	0.20	ppbv		<0.20	<0.20	<0.20	----	----
Dibromochloromethane	124-48-1	EC621B/WT	1.7	µg/m³		<1.7	<1.7	<1.7	----	----
Dibromoethane, 1,2-	106-93-4	E621B-L/WT	0.010	ppbv		<0.010	<0.010	<0.010	----	----
Dibromoethane, 1,2-	106-93-4	EC621B-L/WT	0.077	µg/m³		<0.077	<0.077	<0.077	----	----
Dichlorobenzene, 1,2-	95-50-1	E621B/WT	0.20	ppbv		<0.20	<0.20	<0.20	----	----
Dichlorobenzene, 1,2-	95-50-1	EC621B/WT	1.2	µg/m³		<1.2	<1.2	<1.2	----	----
Dichlorobenzene, 1,3-	541-73-1	E621B/WT	0.20	ppbv		<0.20	<0.20	<0.20	----	----

Analytical Results

Sub-Matrix: Air
(Matrix: Air)

Analyte	CAS Number	Method/Lab	LOR	Unit	Client sample ID	S-01 ----	S-02 ----	S-03 ----	----	----
					Client sampling date / time	04-Aug-2026 11:14	04-Aug-2026 11:45	04-Aug-2026 00:00	----	----
						WT2623081-001	WT2623081-002	WT2623081-003	----	----
						Result	Result	Result	----	----
Volatile Organic Compounds										
Dichlorobenzene, 1,3-	541-73-1	EC621B/WT	1.2	µg/m³		<1.2	<1.2	<1.2	----	----
Dichlorobenzene, 1,4-	106-46-7	E621B-L/WT	0.020	ppbv		<0.020	<0.020	<0.020	----	----
Dichlorobenzene, 1,4-	106-46-7	EC621B-L/WT	0.12	µg/m³		<0.12	<0.12	<0.12	----	----
Dichlorodifluoromethane	75-71-8	E621B/WT	0.20	ppbv		0.52	0.52	<0.20	----	----
Dichlorodifluoromethane	75-71-8	EC621B/WT	1.0	µg/m³		2.6	2.6	<1.0	----	----
Dichloroethane, 1,1-	75-34-3	E621B/WT	0.20	ppbv		<0.20	<0.20	<0.20	----	----
Dichloroethane, 1,1-	75-34-3	EC621B/WT	0.81	µg/m³		<0.81	<0.81	<0.81	----	----
Dichloroethane, 1,2-	107-06-2	E621B-L/WT	0.010	ppbv		<0.010	<0.010	<0.010	----	----
Dichloroethane, 1,2-	107-06-2	EC621B-L/WT	0.040	µg/m³		<0.040	<0.040	<0.040	----	----
Dichloroethylene, 1,1-	75-35-4	E621B/WT	0.20	ppbv		<0.20	<0.20	<0.20	----	----
Dichloroethylene, 1,1-	75-35-4	EC621B/WT	0.79	µg/m³		<0.79	<0.79	<0.79	----	----
Dichloroethylene, cis-1,2-	156-59-2	E621B/WT	0.20	ppbv		<0.20	<0.20	<0.20	----	----
Dichloroethylene, cis-1,2-	156-59-2	EC621B/WT	0.79	µg/m³		<0.79	<0.79	<0.79	----	----
Dichloroethylene, trans-1,2-	156-60-5	E621B/WT	0.20	ppbv		<0.20	<0.20	<0.20	----	----
Dichloroethylene, trans-1,2-	156-60-5	EC621B/WT	0.79	µg/m³		<0.79	<0.79	<0.79	----	----
Dichloromethane	75-09-2	E621B/WT	0.20	ppbv		<0.20	<0.20	<0.20	----	----
Dichloromethane	75-09-2	EC621B/WT	0.69	µg/m³		<0.69	<0.69	<0.69	----	----
Dichloropropane, 1,2-	78-87-5	E621B-L/WT	0.030	ppbv		<0.030	<0.030	<0.030	----	----
Dichloropropane, 1,2-	78-87-5	EC621B-L/WT	0.14	µg/m³		<0.14	<0.14	<0.14	----	----
Dichloropropylene, cis-1,3-	10061-01-5	E621B-L/WT	0.020	ppbv		<0.020	<0.020	<0.020	----	----
Dichloropropylene, cis-1,3-	10061-01-5	EC621B-L/WT	0.091	µg/m³		<0.091	<0.091	<0.091	----	----

alsglobal.com

Analytical Results

Sub-Matrix: Air
(Matrix: Air)

Analyte	CAS Number	Method/Lab	LOR	Unit	Client sample ID	S-01 ----	S-02 ----	S-03 ----	----	----
					Client sampling date / time	04-Aug-2026 11:14	04-Aug-2026 11:45	04-Aug-2026 00:00	----	----
						WT2623081-001	WT2623081-002	WT2623081-003	----	----
						Result	Result	Result	----	----
Volatile Organic Compounds										
Dichloropropylene, cis+trans-1,3-	542-75-6	E621B-L/WT	0.030	ppbv		<0.030	<0.030	<0.030	----	----
Dichloropropylene, cis+trans-1,3-	542-75-6	EC621B-L/WT	0.13	µg/m³		<0.18	<0.18	<0.18	----	----
Dichloropropylene, trans-1,3-	10061-02-6	E621B-L/WT	0.020	ppbv		<0.020	<0.020	<0.020	----	----
Dichloropropylene, trans-1,3-	10061-02-6	EC621B-L/WT	0.091	µg/m³		<0.091	<0.091	<0.091	----	----
Dioxane, 1,4-	123-91-1	E621B/WT	0.20	ppbv		<0.20	<0.20	<0.20	----	----
Dioxane, 1,4-	123-91-1	EC621B/WT	0.72	µg/m³		<0.72	<0.72	<0.72	----	----
Ethyl acetate	141-78-6	E621B/WT	0.20	ppbv		<0.20	<0.20	<0.20	----	----
Ethyl acetate	141-78-6	EC621B/WT	0.72	µg/m³		<0.72	<0.72	<0.72	----	----
Ethylbenzene	100-41-4	E621B/WT	0.10	ppbv		<0.10	<0.10	<0.10	----	----
Ethylbenzene	100-41-4	EC621B/WT	0.43	µg/m³		<0.43	<0.43	<0.43	----	----
Ethyltoluene, 4-	622-96-8	E621B/WT	0.20	ppbv		<0.20	<0.20	<0.20	----	----
Ethyltoluene, 4-	622-96-8	EC621B/WT	1.0	µg/m³		<1.0	<1.0	<1.0	----	----
Heptane, n-	142-82-5	E621B/WT	0.20	ppbv		<0.20	<0.20	<0.20	----	----
Heptane, n-	142-82-5	EC621B/WT	0.82	µg/m³		<0.82	<0.82	<0.82	----	----
Hexachlorobutadiene	87-68-3	E621B-L/WT	0.010	ppbv		<0.010	<0.010	<0.010	----	----
Hexachlorobutadiene	87-68-3	EC621B-L/WT	0.11	µg/m³		<0.11	<0.11	<0.11	----	----
Hexane, n-	110-54-3	E621B/WT	0.20	ppbv		<0.20	<0.20	<0.20	----	----
Hexane, n-	110-54-3	EC621B/WT	0.70	µg/m³		<0.70	<0.70	<0.70	----	----
Hexanone, 2-	591-78-6	E621B/WT	1.0	ppbv		<1.0	<1.0	<1.0	----	----
Hexanone, 2-	591-78-6	EC621B/WT	4.10	µg/m³		<4.10	<4.10	<4.10	----	----
Methyl ethyl ketone [MEK]	78-93-3	E621B/WT	0.20	ppbv		0.26	<0.20	<0.20	----	----

alsglobal.com

Analytical Results

Sub-Matrix: Air
(Matrix: Air)

Analyte	CAS Number	Method/Lab	LOR	Unit	Client sample ID	S-01 ----	S-02 ----	S-03 ----	----	----
					Client sampling date / time	04-Aug-2026 11:14	04-Aug-2026 11:45	04-Aug-2026 00:00	----	----
						WT2623081-001	WT2623081-002	WT2623081-003	----	----
						Result	Result	Result	----	----
Volatile Organic Compounds										
Methyl ethyl ketone [MEK]	78-93-3	EC621B/WT	0.59	µg/m³		0.77	<0.59	<0.59	----	----
Methyl isobutyl ketone [MIBK]	108-10-1	E621B/WT	0.20	ppbv		<0.20	<0.20	<0.20	----	----
Methyl isobutyl ketone [MIBK]	108-10-1	EC621B/WT	0.82	µg/m³		<0.82	<0.82	<0.82	----	----
Methyl-tert-butyl ether [MTBE]	1634-04-4	E621B/WT	0.20	ppbv		<0.20	<0.20	<0.20	----	----
Methyl-tert-butyl ether [MTBE]	1634-04-4	EC621B/WT	0.72	µg/m³		<0.72	<0.72	<0.72	----	----
Naphthalene	91-20-3	E621B-L/WT	0.050	ppbv		<0.050	<0.050	<0.050	----	----
Naphthalene	91-20-3	EC621B-L/WT	0.26	µg/m³		<0.26	<0.26	<0.26	----	----
Propylene	115-07-1	E621B/WT	0.20	ppbv		<0.20	<0.20	<0.20	----	----
Propylene	115-07-1	EC621B/WT	0.34	µg/m³		<0.34	<0.34	<0.34	----	----
Styrene	100-42-5	E621B/WT	0.20	ppbv		<0.20	<0.20	<0.20	----	----
Styrene	100-42-5	EC621B/WT	0.85	µg/m³		<0.85	<0.85	<0.85	----	----
Tetrachloroethane, 1,1,1,2-	630-20-6	E621B-L/WT	0.020	ppbv		<0.020	<0.020	<0.020	----	----
Tetrachloroethane, 1,1,1,2-	630-20-6	EC621B-L/WT	0.14	µg/m³		<0.14	<0.14	<0.14	----	----
Tetrachloroethane, 1,1,2,2-	79-34-5	E621B-L/WT	0.010	ppbv		<0.010	<0.010	<0.010	----	----
Tetrachloroethane, 1,1,2,2-	79-34-5	EC621B-L/WT	0.069	µg/m³		<0.069	<0.069	<0.069	----	----
Tetrachloroethylene	127-18-4	E621B/WT	0.20	ppbv		<0.20	<0.20	<0.20	----	----
Tetrachloroethylene	127-18-4	EC621B/WT	1.4	µg/m³		<1.4	<1.4	<1.4	----	----
Tetrahydrofuran	109-99-9	E621B/WT	0.20	ppbv		<0.20	<0.20	<0.20	----	----
Tetrahydrofuran	109-99-9	EC621B/WT	0.59	µg/m³		<0.59	<0.59	<0.59	----	----
Toluene	108-88-3	E621B/WT	0.10	ppbv		<0.10	<0.10	<0.10	----	----
Toluene	108-88-3	EC621B/WT	0.38	µg/m³		<0.38	<0.38	<0.38	----	----

Analytical Results

Sub-Matrix: Air
(Matrix: Air)

Analyte	CAS Number	Method/Lab	LOR	Unit	Client sample ID	S-01 ----	S-02 ----	S-03 ----	----	----
					Client sampling date / time	04-Aug-2026 11:14	04-Aug-2026 11:45	04-Aug-2026 00:00	----	----
						WT2623081-001	WT2623081-002	WT2623081-003	----	----
						Result	Result	Result	----	----
Volatile Organic Compounds										
Trichloro-1,2,2-trifluoroethane, 1,1,2- [Freon 113]	76-13-1	E621B/WT	0.20	ppbv		<0.20	<0.20	<0.20	----	----
Trichloro-1,2,2-trifluoroethane, 1,1,2- [Freon 113]	76-13-1	EC621B/WT	1.5	µg/m³		<1.5	<1.5	<1.5	----	----
Trichlorobenzene, 1,2,4-	120-82-1	E621B/WT	0.20	ppbv		<0.20	<0.20	<0.20	----	----
Trichlorobenzene, 1,2,4-	120-82-1	EC621B/WT	1.5	µg/m³		<1.5	<1.5	<1.5	----	----
Trichloroethane, 1,1,1-	71-55-6	E621B/WT	0.20	ppbv		<0.20	<0.20	<0.20	----	----
Trichloroethane, 1,1,1-	71-55-6	EC621B/WT	1.1	µg/m³		<1.1	<1.1	<1.1	----	----
Trichloroethane, 1,1,2-	79-00-5	E621B-L/WT	0.010	ppbv		<0.010	<0.010	<0.010	----	----
Trichloroethane, 1,1,2-	79-00-5	EC621B-L/WT	0.055	µg/m³		<0.055	<0.055	<0.055	----	----
Trichloroethylene	79-01-6	E621B-L/WT	0.020	ppbv		<0.020	<0.020	<0.020	----	----
Trichloroethylene	79-01-6	EC621B-L/WT	0.11	µg/m³		<0.11	<0.11	<0.11	----	----
Trichlorofluoromethane	75-69-4	E621B/WT	0.20	ppbv		0.22	0.21	<0.20	----	----
Trichlorofluoromethane	75-69-4	EC621B/WT	1.1	µg/m³		1.2	1.2	<1.1	----	----
Trimethylbenzene, 1,2,4-	95-63-6	E621B/WT	0.20	ppbv		<0.20	<0.20	<0.20	----	----
Trimethylbenzene, 1,2,4-	95-63-6	EC621B/WT	1.0	µg/m³		<1.0	<1.0	<1.0	----	----
Trimethylbenzene, 1,3,5-	108-67-8	E621B/WT	0.20	ppbv		<0.20	<0.20	<0.20	----	----
Trimethylbenzene, 1,3,5-	108-67-8	EC621B/WT	1.0	µg/m³		<1.0	<1.0	<1.0	----	----
Trimethylpentane, 2,2,4-	540-84-1	E621B/WT	0.20	ppbv		<0.20	<0.20	<0.20	----	----
Trimethylpentane, 2,2,4-	540-84-1	EC621B/WT	0.9	µg/m³		<0.9	<0.9	<0.9	----	----
Vinyl acetate	108-05-4	E621B/WT	0.50	ppbv		<0.50	<0.50	<0.50	----	----
Vinyl acetate	108-05-4	EC621B/WT	1.8	µg/m³		<1.8	<1.8	<1.8	----	----
Vinyl bromide	593-60-2	E621B/WT	0.20	ppbv		<0.20	<0.20	<0.20	----	----

alsglobal.com

Analytical Results

Sub-Matrix: Air
(Matrix: Air)

Analyte	CAS Number	Method/Lab	LOR	Unit	Client sample ID	S-01 ----	S-02 ----	S-03 ----	----	----
					Client sampling date / time	04-Aug-2026 11:14	04-Aug-2026 11:45	04-Aug-2026 00:00	----	----
						WT2623081-001	WT2623081-002	WT2623081-003	----	----
						Result	Result	Result	----	----
Volatile Organic Compounds										
Vinyl bromide	593-60-2	EC621B/WT	0.9	µg/m³		<0.9	<0.9	<0.9	----	----
Vinyl chloride	75-01-4	E621B-L/WT	0.020	ppbv		<0.020	<0.020	<0.020	----	----
Vinyl chloride	75-01-4	EC621B-L/WT	0.051	µg/m³		<0.051	<0.051	<0.051	----	----
Xylene, m+p-	179601-23-1	E621B/WT	0.20	ppbv		<0.20	<0.20	<0.20	----	----
Xylene, m+p-	179601-23-1	EC621B/WT	0.87	µg/m³		<0.87	<0.87	<0.87	----	----
Xylene, o-	95-47-6	E621B/WT	0.10	ppbv		<0.10	<0.10	<0.10	----	----
Xylene, o-	95-47-6	EC621B/WT	0.43	µg/m³		<0.43	<0.43	<0.43	----	----
Xylenes, total	1330-20-7	E621B/WT	0.30	ppbv		<0.30	<0.30	<0.30	----	----
Xylenes, total	1330-20-7	EC621B/WT	1.3	µg/m³		<1.3	<1.3	<1.3	----	----
Volatile Organic Compounds Surrogates										
Bromofluorobenzene, 4-	460-00-4	E621B-L/WT	0.20	%		89.1	85.5	87.5	----	----
Bromofluorobenzene, 4-	460-00-4	E621B/WT	0.20	%		84.9	81.5	83.1	----	----

Please refer to the General Comments section for an explanation of any qualifiers detected.

ALS Canada Ltd.

Quality Control Interpretive Report

Work Order	:	**WT2623081**			
Client	:	BluMetric Environmental Inc.	Laboratory	:	ALS Environmental - Waterloo
Contact	:	Véronique Maynard	Account Manager	:	Emily Smith
Address	:	1682 Woodward Dr. Ottawa ON Canada K2C 3R8	Address	:	60 Northland Road, Unit 1 Waterloo Ontario Canada N2V 2B8
Telephone	:	----	Telephone	:	+1 519 886 6910
Project	:	260415	Date Samples Received	:	05-Aug-2026 13:30
PO	:	----	Issue Date	:	10-Aug-2026 18:06
C-O-C number	:	----			
Sampler	:	Curtis Flude			
Site	:	----			
Quote number	:	Ambient Air Quality Monitoring Project			
No. of samples received	:	3			
No. of samples analysed	:	3			

This report is automatically generated by the ALS LIMS (Laboratory Information Management System) through evaluation of Quality Control (QC) results and other QA parameters associated with this submission, and is intended to facilitate rapid data validation by auditors or reviewers. The report highlights any exceptions and outliers to ALS Data Quality Objectives, provides holding time details and exceptions, summarizes QC sample frequencies, and lists applicable methodology references and summaries.

Key

Anonymous: Refers to samples which are not part of this work order, but which formed part of the QC process lot.
CAS Number: Chemical Abstracts Services number is a unique identifier assigned to discrete substances.
DQO: Data Quality Objective.
LOR: Limit of Reporting (detection limit).
RPD: Relative Percent Difference.

Workorder Comments

Holding times are displayed as "---" if no guidance exists from CCME, Canadian provinces, or broadly recognized international references.

Summary of Outliers

Outliers : Quality Control Samples

- No Method Blank value outliers occur.
- No Duplicate outliers occur.
- Laboratory Control Sample (LCS) outliers occur - please see following pages for full details.
- No Laboratory Control Sample Duplicate (LCSD) outliers occur
- No Matrix Spike outliers occur.
- No Matrix Spike Duplicate (MSD) outliers occur.
- No Test sample Surrogate recovery outliers exist.

Outliers: Reference Material (RM) Samples

- No Reference Material (RM) Sample outliers occur.

Outliers : Analysis Holding Time Compliance (Breaches)

- No Analysis Holding Time Outliers exist.

Outliers : Frequency of Quality Control Samples

- No Quality Control Sample Frequency Outliers occur.

Outliers : Quality Control Samples

Duplicates, Method Blanks, Laboratory Control Samples and Matrix Spikes

Matrix :**Air**

Analyte Group	Laboratory sample ID	Client/Ref Sample ID	Analyte	CAS Number	Method	Result		Limits	Comment
Laboratory Control Sample (LCS) Recoveries									
Volatile Organic Compounds	QC-2752151--002	----	Dichlorobenzene, 1,2-	95-50-1	E621B	64.9 %	LCS-ND	70.0-130%	Recovery less than lower control limit
Volatile Organic Compounds	QC-2752151--002	----	Dichlorobenzene, 1,3-	541-73-1	E621B	69.1 %	LCS-ND	70.0-130%	Recovery less than lower control limit
Volatile Organic Compounds	QC-2752151--002	----	Trimethylbenzene , 1,2,4-	95-63-6	E621B	63.7 %	LCS-ND	70.0-130%	Recovery less than lower control limit

Result Qualifiers

Qualifier	Description
LCS-ND	*Lab Control Sample recovery was slightly outside ALS DQO. Reported non-detect results for associated samples were unaffected.*

Analysis Holding Time Compliance

This report summarizes extraction / preparation and analysis times and compares each with ALS recommended holding times, which are selected to meet known provincial and/or federal requirements. In the absence of regulatory hold times, ALS establishes recommendations based on guidelines published by organizations such as CCME, US EPA, APHA Standard Methods, ASTM, or Environment Canada (where available). Dates and holding times reported below represent the first dates of extraction or analysis. If subsequent tests or dilutions exceeded holding times, qualifiers are added (refer to COA).

If samples are identified below as having been analyzed or extracted outside of recommended holding times, measurement uncertainties may be increased, and this should be taken into consideration when interpreting results.

Where actual sampling date is not provided on the chain of custody, the date of receipt with time at 00:00 is used for calculation purposes.

Where only the sample date without time is provided on the chain of custody, the sampling date at 00:00 is used for calculation purposes.

Matrix: Air

Evaluation: × = Holding time exceedance; ✓ = Within Holding Time

Analyte Group : Analytical Method / Container / Client sample ID	ALS Sample ID	QC Lot	Method	Sampling Date	Extraction / Preparation				Analysis			
					Preparation Date	Holding Times		Eval	Analysis Date	Holding Times		Eval
						Rec	Actual			Rec	Actual	
Field Tests : Air Canister Information												
Air Canister												
S-01	001	2751320	EF001	04-Aug-2026	----	----	----		06-Aug-2026	----	----	
S-02	002	2751320	EF001	04-Aug-2026	----	----	----		06-Aug-2026	----	----	
S-03	003	2751320	EF001	04-Aug-2026	----	----	----		06-Aug-2026	----	----	
Volatile Organic Compounds : VOCs (TO-15 List) in Air by Canister or Bag by GC-MS (ppbV)												
Air Canister												
S-01	001	2752151	E621B	04-Aug-2026	----	----	----		06-Aug-2026	30 days	2 days	✓
S-02	002	2752151	E621B	04-Aug-2026	----	----	----		06-Aug-2026	30 days	2 days	✓
S-03	003	2752151	E621B	04-Aug-2026	----	----	----		06-Aug-2026	30 days	2 days	✓
Volatile Organic Compounds : VOCs (TO-15 SIM List) in Air by Canister or Bag by GC-MS (ppbV)												
Air Canister												
S-01	001	2752153	E621B-L	04-Aug-2026	----	----	----		06-Aug-2026	30 days	2 days	✓
S-02	002	2752153	E621B-L	04-Aug-2026	----	----	----		06-Aug-2026	30 days	2 days	✓
S-03	003	2752153	E621B-L	04-Aug-2026	----	----	----		06-Aug-2026	30 days	2 days	✓

Rec. HT: ALS recommended hold time (see units).

Quality Control Parameter Frequency Compliance

The following report summarizes the frequency of laboratory QC samples analyzed within the analytical batches (QC lots) in which the submitted samples were processed. The actual frequency should be greater than or equal to the expected frequency.

Matrix: Air

Evaluation: × = QC frequency outside specification; ✓ = QC frequency within specification

Quality Control Sample Type			Count		Frequency (%)		
Analytical Methods	Method / Lab	QC Lot #	QC	Regular	Actual	Expected	Evaluation
Laboratory Duplicates (DUP)							
VOCs (TO-15 List) in Air by Canister or Bag by GC-MS (ppbV)	E621B / WT	2752151	1	3	33.3	5.0	✓
VOCs (TO-15 SIM List) in Air by Canister or Bag by GC-MS (ppbV)	E621B-L / WT	2752153	1	3	33.3	5.0	✓
Laboratory Control Samples (LCS)							
VOCs (TO-15 List) in Air by Canister or Bag by GC-MS (ppbV)	E621B / WT	2752151	1	3	33.3	5.0	✓
VOCs (TO-15 SIM List) in Air by Canister or Bag by GC-MS (ppbV)	E621B-L / WT	2752153	1	3	33.3	5.0	✓
Method Blanks (MB)							
VOCs (TO-15 List) in Air by Canister or Bag by GC-MS (ppbV)	E621B / WT	2752151	1	3	33.3	5.0	✓
VOCs (TO-15 SIM List) in Air by Canister or Bag by GC-MS (ppbV)	E621B-L / WT	2752153	1	3	33.3	5.0	✓
Air Canister Information	EF001 / WT	2751320	1	11	9.1	5.0	✓

Methodology References and Summaries

The analytical methods used by ALS are developed using internationally recognized reference methods (where available), such as those published by US EPA, APHA Standard Methods, ASTM, ISO, Environment Canada, BC MOE, and Ontario MOE. Reference methods may incorporate modifications to improve performance (indicated by "mod").

Analytical Methods	Method / Lab	Matrix	Method Reference	Method Descriptions
Air Canister Information	EF001 ALS Environmental - Waterloo	Air	In-house	Air canister information provided by client and recorded on ALS report may affect the validity of results.
VOCs (TO-15 List) in Air by Canister or Bag by GC-MS (ppbV)	E621B ALS Environmental - Waterloo	Air	EPA TO-15 (mod)	Volatile Organic Compounds (VOC) in canisters (or bags) are transferred to a preconcentrator system and then thermally desorbed prior to injection into a GC-MS system for analysis.
VOCs (TO-15 List) in Air by Canister or Bag by GC-MS (ug/m3)	EC621B ALS Environmental - Waterloo	Air	unit conversion	Convert ppbV to ug/m3
VOCs (TO-15 SIM List) in Air by Canister or Bag by GC-MS (ppbV)	E621B-L ALS Environmental - Waterloo	Air	EPA TO-15 (mod)	Volatile Organic Compounds (VOC) in canisters (or bags) are transferred to a preconcentrator system and then thermally desorbed prior to injection into a GC-MS system for analysis.
VOCs (TO-15 SIM List) in Air by Canister or Bag by GC-MS (ug/m3)	EC621B-L ALS Environmental - Waterloo	Air	unit conversion	Convert ppbV to ug/m3

10-Aug-2026

Emily Smith
ALS Laboratory Group
60 Northland Road
Unit 1
Waterloo, ON N2V 2B8

Re: **BluMetric; 260415** Work Order: **26080004**

Dear Emily,

ALS Environmental received 3 samples on 07-Aug-2026 09:57 AM for the analyses presented in the following report.

The analytical data provided relates directly to the samples received by ALS Environmental and for only the analyses requested.

QC sample results for this data met laboratory specifications. Any exceptions are noted in the Case Narrative, or noted with qualifiers in the report or QC batch information. Should this laboratory report need to be reproduced, it should be reproduced in full unless written approval has been obtained from ALS Laboratory Group. Samples will be disposed in 30 days unless storage arrangements are made.

The total number of pages in this report is 8.

If you have any questions regarding this report, please feel free to contact me.

Sincerely,

Meghan Meyers

Electronically approved by: Rob Nieman

Meghan Meyers
Project Manager

Report of Laboratory Analysis

ALS Environmental

Date: 10-Aug-26

Client: ALS Laboratory Group
Project: BluMetric; 260415
Work Order: **26080004**

Work Order Sample Summary

Lab Samp ID	Client Sample ID	Matrix	Tag Number	Collection Date	Date Received	Hold
26080004-01	R-01	Air		8/5/2026	8/7/2026 09:57	☐
26080004-02	R-02	Air		8/5/2026	8/7/2026 09:57	☐
26080004-03	R-03	Air		8/5/2026	8/7/2026 09:57	☐

ALS Environmental

Date: 10-Aug-26

Client:	ALS Laboratory Group
Project:	BluMetric; 260415
Work Order:	26080004

Case Narrative

The sample condition upon receipt was acceptable except where noted.

Results relate only to the items tested and are not blank corrected unless indicated.

Compound identification is based upon retention time matching only. Any compound with a similar retention time will interfere.

Samples were prepared and analyzed by the analytical method and the laboratory's applicable standard operating procedure listed below:
- IH-004- "Determination of Analytes by NIOSH and OSHA Methods Using Liquid Chromatography."

All sampling information was provided by the client.

ALS Environmental

Date: *10-Aug-26*

Client: ALS Laboratory Group
Project: BluMetric; 260415

Work Order: 26080004

Analytical Results

Lab ID: 26080004-01A
Collection Date: 8/5/2026
Client Sample ID: R-01
Matrix: AIR

Analyses

ACIDS BY RADIELLO Method: **LC** Time (Min): **1440** Analyst: **MA**
Date Analyzed: 8/7/2026 13:42

	µg/sample	Reporting Limit µg/sample	ppm
Hydrofluoric Acid	ND	1.0	<0.0045

Lab ID: 26080004-02A
Collection Date: 8/5/2026
Client Sample ID: R-02
Matrix: AIR

Analyses

ACIDS BY RADIELLO Method: **LC** Time (Min): **1440** Analyst: **MA**
Date Analyzed: 8/7/2026 13:51

	µg/sample	Reporting Limit µg/sample	ppm
Hydrofluoric Acid	ND	1.0	<0.0045

Lab ID: 26080004-03A
Collection Date: 8/5/2026
Client Sample ID: R-03
Matrix: AIR

Analyses

ACIDS BY RADIELLO Method: **LC** Time (Min): **0** Analyst: **MA**
Date Analyzed: 8/7/2026 14:00

	µg/sample	Reporting Limit µg/sample	ppm
Hydrofluoric Acid	ND	1.0	NA

Note:

ALS Environmental

Date: 10-Aug-26

Client: ALS Laboratory Group

Work Order: 26080004

Project: BluMetric; 260415

QC BATCH REPORT

Batch ID: **109025** Instrument ID **IC2** Method: **LC**

MBLK	Sample ID: **MBLK-109025-109025**				Units: **µg/sample**		Analysis Date: **8/7/2026 01:07 PM**			
Client ID:	Run ID: **IC2_260807A**			SeqNo: **3741770**		Prep Date: **8/7/2026**		DF: **1**		
Analyte	Result	PQL	SPK Val	SPK Ref Value	%REC	Control Limit	RPD Ref Value	%RPD	RPD Limit	Qual
Hydrofluoric Acid	ND	1.0								

LCS	Sample ID: **LCS-109025-109025**				Units: **µg/sample**		Analysis Date: **8/7/2026 01:15 PM**			
Client ID:	Run ID: **IC2_260807A**			SeqNo: **3741771**		Prep Date: **8/7/2026**		DF: **1**		
Analyte	Result	PQL	SPK Val	SPK Ref Value	%REC	Control Limit	RPD Ref Value	%RPD	RPD Limit	Qual
Hydrofluoric Acid	4.566	1.0	5	0	91.3	62.6-133	0			

LCSD	Sample ID: **LCSD-109025-109025**				Units: **µg/sample**		Analysis Date: **8/7/2026 01:24 PM**			
Client ID:	Run ID: **IC2_260807A**			SeqNo: **3741772**		Prep Date: **8/7/2026**		DF: **1**		
Analyte	Result	PQL	SPK Val	SPK Ref Value	%REC	Control Limit	RPD Ref Value	%RPD	RPD Limit	Qual
Hydrofluoric Acid	5.099	1.0	5	0	102	62.6-133	4.566	11	20	

The following samples were analyzed in this batch: 26080004-01A 26080004-02A 26080004-03A

Note: See Qualifiers Page for a list of Qualifiers and their explanation.

ALS Environmental

Date: 10-Aug-26

Client: ALS Laboratory Group
Project: BluMetric; 260415
WorkOrder: **26080004**

QUALIFIERS, ACRONYMS, UNITS

Qualifier	Description
*	Value exceeds Regulatory Limit
a	Not accredited
B	Analyte detected in the associated Method Blank above the Reporting Limit
E	Value above quantitation range
H	Analyzed outside of Holding Time
J	Analyte detected below quantitation limit
n	Not offered for accreditation
ND	Not Detected at the Reporting Limit
O	Sample amount is > 4 times amount spiked
P	Dual Column results percent difference > 40%
R	RPD above laboratory control limit
S	Spike Recovery outside laboratory control limits
U	Analyzed but not detected above the MDL

Acronym	Description
DUP	Method Duplicate
E	EPA Method
LCS	Laboratory Control Sample
LCSD	Laboratory Control Sample Duplicate
MBLK	Method Blank
MDL	Method Detection Limit
MQL	Method Quantitation Limit
MS	Matrix Spike
MSD	Matrix Spike Duplicate
PDS	Post Digestion Spike
PQL	Practical Quantitaion Limit
SDL	Sample Detection Limit
SW	SW-846 Method

Units Reported	Description
µg/sample	

ALS Environmental

Sample Receipt Checklist

Client Name: **ALS-WATERLOO** Date/Time Received: **07-Aug-26 09:57**

Work Order: **26080004** Received by: **AB1**

Checklist completed by Alec Bolender (eSignature) 07-Aug-26 (Date) Reviewed by: Danielle Strasinger (eSignature) 10-Aug-26 (Date)

Matrices: air

Carrier name: FedEx

Shipping container/cooler in good condition?	Yes ☑	No ☐	Not Present ☐
Custody seals intact on shipping container/cooler?	Yes ☐	No ☐	Not Present ☑
Custody seals intact on sample bottles?	Yes ☐	No ☐	Not Present ☑
Chain of custody present?	Yes ☑	No ☐	
Chain of custody signed when relinquished and received?	Yes ☑	No ☐	
Chain of custody agrees with sample labels?	Yes ☑	No ☐	
Samples in proper container/bottle?	Yes ☑	No ☐	
Sample containers intact?	Yes ☑	No ☐	
Sufficient sample volume for indicated test?	Yes ☑	No ☐	
All samples received within holding time?	Yes ☑	No ☐	
Container/Temp Blank temperature in compliance?	Yes ☑	No ☐	
Sample(s) received on ice?	Yes ☑	No ☐	
Temperature(s)/Thermometer(s):	13.6	120489	
Cooler(s)/Kit(s):			
Date/Time sample(s) sent to storage:			
Water - VOA vials have zero headspace?	Yes ☐	No ☐	No VOA vials submitted ☑
Water - pH acceptable upon receipt?	Yes ☐	No ☐	N/A ☑
pH adjusted?	Yes ☐	No ☐	N/A ☑
pH adjusted by:			

Login Notes:

Client Contacted: Date Contacted: Person Contacted:

Contacted By: Regarding:

Comments:

CorrectiveAction:

ALS | Environmental
4388 Glendale Milford Rd.
Cincinnati, Ohio 45242
Phone: (800) 458-1493 or (513) 733-5336
Fax: (513) 733-5347

ANALYTICAL REQUEST FORM / CHAIN OF CUSTODY

☐ **REGULAR Status** 26080004 58543

☒ **RUSH Status Required - ADDITIONAL CHARGE**
RESULTS REQUIRED BY ASAP CS.
DATE
CONTACT ALS LABORATORY GROUP PRIOR TO SENDING SAMPLES

Page _____ of _____

Date 5-Aug/26 Purchase Order No. _____
Company Name BluMetric
Address 1682 Woodward Drive
Ottawa ON
City State Zip
Send Report To Curtis / Carlos
Email Address cflude, cvinueza@blumetric.ca
Telephone (613) 290-0078 (Curtis)
Alt. Contact Name _____
Alt. Contact Info _____

Quote No. _____
Sampling Site _____
Date/Time of Collection August 4-5, 2026
Project No. 260415
Billing Address (if different) CS
Please bill to ALS Canada (Waterloo) and report to emily.smith@alsglobal.com send invoice to the same emai

Lab Use Only	Client Sample Number	Media Type	Sample Volume (L)	Sample Time (min.)	ANALYSES REQUESTED - Use Method Number if Known
1	R-01	Badge		24 h	HF (Radiello)
2	R-02	"		24 h	HF ↓
3	R-03	"		—	HF

Failure to complete all portions of this form may delay analysis. Please fill in this form LEGIBLY.

Relinquished by: (Signature)	Date / Time	Received by: (Signature)	Date / Time
[signature]	5-Aug-26	[signature]	6 Aug 26 9:00
		[signature]	8/7/26 0957

ALS LAB USE ONLY
COOLER TEMP: 13.6 °C Taken with IR#: 120489
COOLING METHOD: NONE COOLER WET ICE DRY ICE ICE PACK

DELIVERY METHOD: CLIENT DROP BOX FEDEX UPS STD MAIL PRTY MAIL ALS COURIER OTHER
CUSTODY SEALS: COOLER PACKAGE SAMPLES NOT REQUIRED
EQUIP. RETURNED:

Batch Proof Report

Batch Proof ID: 260406.223
Canister ID: 06000-0427
Analysis Date: 16-Apr-26

right solutions.
right partner.

1,1,1-Trichloroethane	<0.02	ppb(V)	cis-1,3-Dichloropropene	<0.02	ppb(V)
1,1,1,2-Tetrachloroethane	<0.02	ppb(V)	Cyclohexane	<0.20	ppb(V)
1,1,2,2-Tetrachloroethane	<0.02	ppb(V)	Dibromochloromethane	<0.20	ppb(V)
1,1,2-Trichloroethane	<0.02	ppb(V)	Dichlorodifluoromethane	<0.20	ppb(V)
1,1-Dichloroethane	<0.02	ppb(V)	Ethyl Acetate	<0.20	ppb(V)
1,1-Dichloroethene	<0.02	ppb(V)	Ethyl Benzene	<0.02	ppb(V)
1,2,4-Trichlorobenzene	<0.20	ppb(V)	Freon 113	<0.20	ppb(V)
1,2,4-Trimethylbenzene	<0.20	ppb(V)	Freon 114	<0.20	ppb(V)
1,2-Dibromoethane	<0.01	ppb(V)	Hexachlorobutadiene	<0.02	ppb(V)
1,2-Dichlorobenzene	<0.02	ppb(V)	Isooctane	<0.20	ppb(V)
1,2-Dichloroethane	<0.01	ppb(V)	Isopropyl Alcohol	<1.0	ppb(V)
1,2-Dichloropropane	<0.02	ppb(V)	Isopropylbenzene	<0.20	ppb(V)
1,3,5-Trimethylbenzene	<0.20	ppb(V)	m&p-Xylene	<0.04	ppb(V)
1,3-Butadiene	<0.20	ppb(V)	Methyl Ethyl Ketone	<0.20	ppb(V)
1,3-Dichlorobenzene	<0.02	ppb(V)	Methylcyclohexane	<0.20	ppb(V)
1,4-Dichlorobenzene	<0.02	ppb(V)	Methyl Isobutyl Ketone	<0.20	ppb(V)
1,4-Dioxane	<0.20	ppb(V)	Methylene Chloride	<0.02	ppb(V)
2-Chlorophenol	<0.20	ppb(V)	MTBE	<0.20	ppb(V)
2-Hexanone	<1.0	ppb(V)	Naphthalene	<0.05	ppb(V)
4-Ethyltoluene	<0.20	ppb(V)	n-Decane	<0.20	ppb(V)
Acetone	<1.0	ppb(V)	n-Heptane	<0.20	ppb(V)
Acrolein	<0.10	ppb(V)	n-Hexane	<0.02	ppb(V)
Allyl Chloride	<0.20	ppb(V)	o-Xylene	<0.02	ppb(V)
Benzene	<0.02	ppb(V)	Propylene	<0.20	ppb(V)
Benzyl Chloride	<0.20	ppb(V)	Styrene	<0.02	ppb(V)
Bromodichloromethane	<0.20	ppb(V)	Tetrachloroethylene	<0.02	ppb(V)
Bromobenzene	<0.20	ppb(V)	Tetrahydrofuran	<0.20	ppb(V)
Bromoform	<0.02	ppb(V)	Toluene	<0.02	ppb(V)
Bromomethane	<0.20	ppb(V)	trans-1,2-Dichloroethene	<0.02	ppb(V)
Carbon Disulfide	<0.50	ppb(V)	trans-1,3-Dichloropropene	<0.02	ppb(V)
Carbon Tetrachloride	<0.02	ppb(V)	Trichloroethylene	<0.02	ppb(V)
Chlorobenzene	<0.20	ppb(V)	Trichlorofluoromethane	<0.20	ppb(V)
Chloroethane	<0.02	ppb(V)	Vinyl Acetate	<0.50	ppb(V)
Chloroform	<0.02	ppb(V)	Vinyl Bromide	<0.20	ppb(V)
Chloromethane	<0.20	ppb(V)	Vinyl Chloride	<0.02	ppb(V)
cis-1,2-Dichloroethene	<0.02	ppb(V)	4-Bromofluorobenzene	98.45	%

Batch Proof Report

Batch Proof ID: 260407.124
Canister ID: 06000-0523
Analysis Date: 16-Apr-26

right solutions.
right partner.

1,1,1-Trichloroethane	<0.02	ppb(V)	cis-1,3-Dichloropropene	<0.02	ppb(V)
1,1,1,2-Tetrachloroethane	<0.02	ppb(V)	Cyclohexane	<0.20	ppb(V)
1,1,2,2-Tetrachloroethane	<0.02	ppb(V)	Dibromochloromethane	<0.20	ppb(V)
1,1,2-Trichloroethane	<0.02	ppb(V)	Dichlorodifluoromethane	<0.20	ppb(V)
1,1-Dichloroethane	<0.02	ppb(V)	Ethyl Acetate	<0.20	ppb(V)
1,1-Dichloroethene	<0.02	ppb(V)	Ethyl Benzene	<0.02	ppb(V)
1,2,4-Trichlorobenzene	<0.20	ppb(V)	Freon 113	<0.20	ppb(V)
1,2,4-Trimethylbenzene	<0.20	ppb(V)	Freon 114	<0.20	ppb(V)
1,2-Dibromoethane	<0.01	ppb(V)	Hexachlorobutadiene	<0.02	ppb(V)
1,2-Dichlorobenzene	<0.02	ppb(V)	Isooctane	<0.20	ppb(V)
1,2-Dichloroethane	<0.01	ppb(V)	Isopropyl Alcohol	<1.0	ppb(V)
1,2-Dichloropropane	<0.02	ppb(V)	Isopropylbenzene	<0.20	ppb(V)
1,3,5-Trimethylbenzene	<0.20	ppb(V)	m&p-Xylene	<0.04	ppb(V)
1,3-Butadiene	<0.20	ppb(V)	Methyl Ethyl Ketone	<0.20	ppb(V)
1,3-Dichlorobenzene	<0.02	ppb(V)	Methylcyclohexane	<0.20	ppb(V)
1,4-Dichlorobenzene	<0.02	ppb(V)	Methyl Isobutyl Ketone	<0.20	ppb(V)
1,4-Dioxane	<0.20	ppb(V)	Methylene Chloride	<0.02	ppb(V)
2-Chlorophenol	<0.20	ppb(V)	MTBE	<0.20	ppb(V)
2-Hexanone	<1.0	ppb(V)	Naphthalene	<0.05	ppb(V)
4-Ethyltoluene	<0.20	ppb(V)	n-Decane	<0.20	ppb(V)
Acetone	<1.0	ppb(V)	n-Heptane	<0.20	ppb(V)
Acrolein	<0.10	ppb(V)	n-Hexane	<0.02	ppb(V)
Allyl Chloride	<0.20	ppb(V)	o-Xylene	<0.02	ppb(V)
Benzene	<0.02	ppb(V)	Propylene	<0.20	ppb(V)
Benzyl Chloride	<0.20	ppb(V)	Styrene	<0.02	ppb(V)
Bromodichloromethane	<0.20	ppb(V)	Tetrachloroethylene	<0.02	ppb(V)
Bromobenzene	<0.20	ppb(V)	Tetrahydrofuran	<0.20	ppb(V)
Bromoform	<0.02	ppb(V)	Toluene	<0.02	ppb(V)
Bromomethane	<0.20	ppb(V)	trans-1,2-Dichloroethene	<0.02	ppb(V)
Carbon Disulfide	<0.50	ppb(V)	trans-1,3-Dichloropropene	<0.02	ppb(V)
Carbon Tetrachloride	<0.02	ppb(V)	Trichloroethylene	<0.02	ppb(V)
Chlorobenzene	<0.20	ppb(V)	Trichlorofluoromethane	<0.20	ppb(V)
Chloroethane	<0.02	ppb(V)	Vinyl Acetate	<0.50	ppb(V)
Chloroform	<0.02	ppb(V)	Vinyl Bromide	<0.20	ppb(V)
Chloromethane	<0.20	ppb(V)	Vinyl Chloride	<0.02	ppb(V)
cis-1,2-Dichloroethene	<0.02	ppb(V)	4-Bromofluorobenzene	101.20	%

Batch Proof Report

Batch Proof ID: 260409.101
Canister ID: 06000-0314
Analysis Date: 16-Apr-26

right solutions.
right partner.

1,1,1-Trichloroethane	<0.02	ppb(V)	cis-1,3-Dichloropropene	<0.02	ppb(V)
1,1,1,2-Tetrachloroethane	<0.02	ppb(V)	Cyclohexane	<0.20	ppb(V)
1,1,2,2-Tetrachloroethane	<0.02	ppb(V)	Dibromochloromethane	<0.20	ppb(V)
1,1,2-Trichloroethane	<0.02	ppb(V)	Dichlorodifluoromethane	<0.20	ppb(V)
1,1-Dichloroethane	<0.02	ppb(V)	Ethyl Acetate	<0.20	ppb(V)
1,1-Dichloroethene	<0.02	ppb(V)	Ethyl Benzene	<0.02	ppb(V)
1,2,4-Trichlorobenzene	<0.20	ppb(V)	Freon 113	<0.20	ppb(V)
1,2,4-Trimethylbenzene	<0.20	ppb(V)	Freon 114	<0.20	ppb(V)
1,2-Dibromoethane	<0.01	ppb(V)	Hexachlorobutadiene	<0.02	ppb(V)
1,2-Dichlorobenzene	<0.02	ppb(V)	Isooctane	<0.20	ppb(V)
1,2-Dichloroethane	<0.01	ppb(V)	Isopropyl Alcohol	<1.0	ppb(V)
1,2-Dichloropropane	<0.02	ppb(V)	Isopropylbenzene	<0.20	ppb(V)
1,3,5-Trimethylbenzene	<0.20	ppb(V)	m&p-Xylene	<0.04	ppb(V)
1,3-Butadiene	<0.20	ppb(V)	Methyl Ethyl Ketone	<0.20	ppb(V)
1,3-Dichlorobenzene	<0.02	ppb(V)	Methylcyclohexane	<0.20	ppb(V)
1,4-Dichlorobenzene	<0.02	ppb(V)	Methyl Isobutyl Ketone	<0.20	ppb(V)
1,4-Dioxane	<0.20	ppb(V)	Methylene Chloride	<0.02	ppb(V)
2-Chlorophenol	<0.20	ppb(V)	MTBE	<0.20	ppb(V)
2-Hexanone	<1.0	ppb(V)	Naphthalene	<0.05	ppb(V)
4-Ethyltoluene	<0.20	ppb(V)	n-Decane	<0.20	ppb(V)
Acetone	<1.0	ppb(V)	n-Heptane	<0.20	ppb(V)
Acrolein	<0.10	ppb(V)	n-Hexane	<0.02	ppb(V)
Allyl Chloride	<0.20	ppb(V)	o-Xylene	<0.02	ppb(V)
Benzene	<0.02	ppb(V)	Propylene	<0.20	ppb(V)
Benzyl Chloride	<0.20	ppb(V)	Styrene	<0.02	ppb(V)
Bromodichloromethane	<0.20	ppb(V)	Tetrachloroethylene	<0.02	ppb(V)
Bromobenzene	<0.20	ppb(V)	Tetrahydrofuran	<0.20	ppb(V)
Bromoform	<0.02	ppb(V)	Toluene	<0.02	ppb(V)
Bromomethane	<0.20	ppb(V)	trans-1,2-Dichloroethene	<0.02	ppb(V)
Carbon Disulfide	<0.50	ppb(V)	trans-1,3-Dichloropropene	<0.02	ppb(V)
Carbon Tetrachloride	<0.02	ppb(V)	Trichloroethylene	<0.02	ppb(V)
Chlorobenzene	<0.20	ppb(V)	Trichlorofluoromethane	<0.20	ppb(V)
Chloroethane	<0.02	ppb(V)	Vinyl Acetate	<0.50	ppb(V)
Chloroform	<0.02	ppb(V)	Vinyl Bromide	<0.20	ppb(V)
Chloromethane	<0.20	ppb(V)	Vinyl Chloride	<0.02	ppb(V)
cis-1,2-Dichloroethene	<0.02	ppb(V)	4-Bromofluorobenzene	95.19	%

AIR QUALITY CHAIN OF CUSTODY / ANALYTICAL REQUEST FORM

COC # _____

Page _____ of _____

right solutions. right partner. www.alsglobal.com

Note: All service level requests are in business days and with samples received before 3:00 pm. Statutory holidays and weekends are excluded. Emergency service is not available for all analysis - please contact laboratory before submission to confirm surcharge and availability. Please also note that for Industrial Hygiene work routine service level varies greatly depending on the analysis requested. **Please check the service level and specify the date required for all submissions.**

Regular Service	X
Priority Service	
Emergency Service	
Date Required:	

COMPANY NAME	BluMetric Environmental Inc.	REGULATORY REQUIREMENT	
OFFICE	Ottawa		
PROJECT MANAGER	Véronique Maynard	METHOD REQUIREMENT	
PROJECT #	260415		
PHONE	877-487-8436 x259 FAX	REPORT FORMAT/DISTRIBUTION	
ACCOUNT #	BLUM100		
QUOTATION #	WT2026BLUM1000020 PO #	Email ✓ Fax	
Email 1:	vmaynard@blumetric.ca Email 2: cfhude@blumetric.ca cvinuezas@blumetric.ca	PDF ✓ EDD	

Environmental Division Waterloo

Work Order Reference

WT2623081

Telephone : +1 519 886 6910

SAMPLE DESCRIPTION TO APPEAR ON REPORT	Sample Date/Time: Date (dd-mmm-yy)	Sample Date/Time: Time (24hr) (hh:mm)	Canister or Tube ID#	Matrix Type	AIR VOLUME - L or m³	HF by Radiello	VOCs including 1 PAH (Naphthalene) by Canister (LL) (S621Q)			FLOW RATE	COLLECTION TIME	PID Reading	Only)
~~Blk~~ S-01	04/08/26	11:14	17923	AA			X				24h		
S-02	04/08/26	11:45	44527	AA			X				24h		
S-03	04/08/26	—	13036	AA			X				—		
R-01	"	11:14	—	AA		X					24h		
R-02	"	11:45	—	AA		X					24h		
R-03	"	—	—	AA		X					~~24h~~		

SPECIAL INSTRUCTIONS/COMMENTS (Client Use)	
Matrix Type	Indoor Air = IA Industrial Hygiene = IH Soil Gas Vapour = SG Ambient Air = AA
SAMPLE CONDITION AS RECEIVED (Lab Use)	☐ FROZEN ☐ COLD ☐ COOLING INITIATED ☐ AMBIENT
MEAN TEMP.	
SAMPLED BY: Curtis Fhude	DATE & TIME: 4-Aug-2026
RECEIVED BY:	DATE & TIME: 5-AUG2026 13:30
SIF OBSERVATIONS	INITIALS
RELINQUISHED BY: Curtis Fhude	DATE & TIME
RECEIVED AT LAB BY:	DATE & TIME: 6 Aug 2026 9:00
CUSTODY SEAL INTACT	

November 2018 Front

60 NORTHLAND ROAD, UNIT 1
WATERLOO, ON N2V 2B8
Phone: (519) 886-6910
Fax: (519) 886-9047
Toll Free: 1-800-668-9878
www.alsglobal.com

AIR QUALITY CHAIN OF CUSTODY FORM - Canister/Tube/Gas Bag

Note: All TAT Quoted is in business days which exclude statutory holidays and weekends. TAT of samples received past 3:00 pm or Saturday / Sunday begin the next day.

DATE REQUIRED

SERVICE REQUESTED
- 10 day (regular) ☐
- Rush 5 day (50%) ☐
- Rush 3 day (100%) ☐
- Rush 2 day (200%) ☐
- Rush 1 day (300%) - Enquire ☒

All rush work requires lab approval before sample submission

COMPANY NAME	BluMetric
OFFICE	Ottawa
PROJECT MANAGER	Habiba Essaih
PROJECT #	
PHONE	FAX
ACCOUNT #	
QUOTATION #	PO #

REGULATION
CRITERIA
OTHER INFORMATION

REPORT FORMAT/DISTRIBUTION

EMAIL ✓ FAX ___ BOTH ___
SELECT: PDF ___ DIGITAL ___ BOTH ✓
EMAIL 1 cflude@blumetric.ca
EMAIL 2 cvinueza@blumetric.ca

SUBMISSION #:
ENTERED BY:
DATE/TIME ENTERED:
BIN #:

SAMPLING INFORMATION

ANALYSIS REQUEST

Sample Date/Time: Date (dd-mmm-yy)	Time (24hr) (hh:mm)	Canister or Tube ID# (e.g. 060000-XXXX or G0XXXXXX SVI)	Regulator Serial # CS1200-XXXX or GXX	Matrix Type	SAMPLE DESCRIPTION TO APPEAR ON REPORT	TUBE AIR VOLUME - L ☐ or m³ ☐	TO-15	STARTING PRESSURE - Pre-Sampling ("Hg)	ENDING PRESSURE - Post Sampling ("Hg)	COLLECTION TIME (HRS)	Field Conditions (Rain/Wind/Dust/Odour) Field PID Reading	LAB ID
04/08/26	1114	17923	0302	AA	S-01		X	-29	-7	0 24		
"	1145	44527	0122	AA	S-02		X	-30	-6	5 24		
"	—	13036	—	AA	S-03		X	-	-	0		

SPECIAL INSTRUCTIONS/COMMENTS

This Chain of Custody Form is only to be used for Air Quality Samples

Matrix Type: Soil Gas Vapour = SG; Indoor Air = IA; Ambient Air = AA; Industrial Hygiene = IH

SAMPLE CONDITION AS RECEIVED
- FROZEN ☐
- COLD ☐
- COOLING INITIATED ☐
- AMBIENT ☐
- MEAN TEMP
- OBSERVATIONS Yes ☐ No ☐ If yes add SIF
- INIT

SAMPLED BY: Curtis Flude	DATE & TIME 4-Aug 2026	RECEIVED BY	DATE & TIME 5-AUG-2026 15:30
RELINQUISHED BY: Curtis Flude	DATE & TIME	RECEIVED AT LAB BY	DATE & TIME

Notes

1. Quote number must be provided to ensure proper pricing
2. TAT may vary dependent on complexity of analysis and lab workload at time of submission. Please contact the lab to confirm TATs.
3. Any known or suspected hazards relating to a sample must be noted on the chain of custody in comments section.

REV6-2015



1682 Woodward Dr.
Ottawa, ON K2C 3R8
Canada

T 877.487.8436
Ottawa@blumetric.ca

The Tower, 4 Cataraqui St.
Kingston, ON K7K 1Z7
Canada

T 877.487.8436
Kingston@blumetric.ca

3B-209 Frederick St.
Kitchener, ON N2H 2M7
Canada

T 877.487.8436
Kitchener@blumetric.ca

825 Milner Ave.
Toronto, ON M1B 3C3
Canada

T 877.487.8436
Toronto@blumetric.ca

6-410 Falconbridge Rd.
Sudbury, ON P3A 4S4
Canada

T 877.487.8436
Sudbury@blumetric.ca

260-15 Taschereau St.
Gatineau, QC J8Y 2V6
Canada

T 877.487.8436
Gatineau@blumetric.ca

200-1500 Du College St.
Saint-Laurent, QC H4L 5G6
Canada

T 877.487.8436
Montreal@blumetric.ca

27 Parker St.
Dartmouth, NS B2Y 4T5
Canada

T 877.487.8436
Dartmouth@blumetric.ca

4916 49th St.
Yellowknife, NT X1A 1P3
Canada

T 877.487.8436
Yellowknife@blumetric.ca

3545 SW 47th Ave. Suite B
Gainesville, FL 32608
USA

T 877.487.8436
Gainesville@blumetric.ca