



NOUVEL ÉDIFICE DU MIFO/ NEW MIFO FACILITY

6800 rue Carrière, Orléans, Ontario K1C 1J4

LIST OF DRAWINGS

N° REV.	DRAWING	N° REV.	DRAWING
A-000	NOTES AND LEGENDS	A-583	PLAN DETAILS
A-001	TITLE PAGE - LIST OF DRAWINGS	A-600	VERTICAL CIRCULATION
A-002	SYMBOLS, LEGENDS, ABBREVIATIONS AND GENERAL NOTES	A-601	VERTICAL CIRCULATIONS
A-003	GENERAL NOTES AND SCHEDULES	A-602	VERTICAL CIRCULATIONS
A-004	TYPICAL COMPOSITIONS	A-603	VERTICAL CIRCULATIONS
A-005	TYPICAL INTERIOR PARTITIONS	A-604	VERTICAL CIRCULATIONS
A-006	CODE ANALYSIS	A-605	VERTICAL CIRCULATIONS - ELEVATOR
A-007	STC REQUIREMENTS	A-606	VERTICAL CIRCULATIONS
A-010	DOORS AND FRAMES	A-650	METAL WORKS
A-010	DETAILS OF DOORS AND FRAMES	A-661	METAL WORKS
A-020	SITE	A-662	METAL WORKS
A-020	SITE PLAN	A-663	METAL WORKS
A-025	SITE DETAILS	A-664	POWER/DOOR OPERATOR DETAILS
A-600	DEMOLITION PLAN	A-700	ENLARGED PLANS, INTERIOR ELEVATIONS & DETAILS
A-600	DEMOLITION PLAN	A-701	LINEAGE PLAN - GYMNASIUM
A-100	FLOOR PLANS	A-702	LINEAGE PLAN - GYMNASIUM
A-111	CONSTRUCTION PLAN - LEVEL G	A-703	GYMNASIUM - ENLARGED PLANS & INTERIOR ELEVATIONS
A-112	CONSTRUCTION PLAN - LEVEL 2	A-704	BATHROOMS - ENLARGED PLANS & INTERIOR ELEVATIONS
A-113	CONSTRUCTION PLAN - LEVEL 3	A-705	BATHROOMS - ENLARGED PLANS, INTERIOR ELEVATIONS, DETAILS
A-114	CONSTRUCTION PLAN - ROOF PLAN	A-706	BATHROOMS - ENLARGED PLANS, INTERIOR ELEVATIONS, DETAILS
A-115	ROOF DETAILS	A-707	CHANGEROOMS - ENLARGED PLANS, INTERIOR ELEVATIONS & DETAILS
A-200	CEILING PLANS	A-708	CHANGEROOMS - ENLARGED PLANS, INTERIOR ELEVATIONS & DETAILS
A-201	CEILING PLAN - LEVEL G	A-709	MAN HALL - ENLARGED PLANS, INTERIOR ELEVATIONS & DETAILS
A-202	CEILING PLAN - LEVEL 2	A-709	ENLARGED PLAN - TECHNICAL CATWALK
A-203	CEILING PLAN - LEVEL 3	A-710	MAN HALL - INTERIOR ELEVATIONS & DETAILS
A-300	ELEVATIONS	A-711	POOL ROOMS - ENLARGED PLANS, INTERIOR ELEVATIONS & DETAILS
A-301	ELEVATIONS - NORTH & WEST	A-712	MEETING ROOM - ENLARGED PLANS, INTERIOR ELEVATIONS & DETAILS
A-302	ELEVATIONS - SOUTH & EAST	A-713	STUDIO - ENLARGED PLANS, INTERIOR ELEVATIONS & DETAILS
A-351	CURTAIN WALL ELEVATIONS - NORTH & EAST	A-719	ART GALLERY - ENLARGED PLANS, INTERIOR ELEVATIONS & DETAILS
A-352	CURTAIN WALL ELEVATIONS - SOUTH & WEST	A-750	DETAILS OF INTERIOR SYSTEMS
A-360	INTERIOR GLASS PARTITIONS	A-751	DETAILS OF INTERIOR SYSTEMS
A-400	SECTIONS	A-752	DETAILS OF INTERIOR SYSTEMS
A-401	BUILDING SECTIONS	A-755	CEILING DETAILS
A-402	BUILDING SECTIONS	A-756	CEILING DETAILS
A-403	BUILDING SECTIONS	A-757	CEILING DETAILS
A-500	WALLSECTIONS	A-800	FURNISHING AND DETAILS
A-501	TYPICAL WALLSECTIONS	A-801	FURNITURE PLAN - LEVEL G
A-502	TYPICAL WALLSECTIONS	A-802	FURNITURE PLAN - LEVEL 2
A-503	TYPICAL WALLSECTIONS	A-803	FURNITURE PLAN - LEVEL 3
A-504	TYPICAL WALLSECTIONS	A-810	MILLWORK PLANS & ELEVATIONS
A-505	TYPICAL WALLSECTIONS	A-811	MILLWORK PLANS & ELEVATIONS
A-506	TYPICAL WALLSECTIONS	A-812	MILLWORK PLANS & ELEVATIONS
A-550	SECTION DETAIL OF ENVELOPE	A-813	MILLWORK PLANS & ELEVATIONS
A-551	SECTION DETAILS OF ENVELOPE	A-860	MILLWORK SECTIONS
A-552	SECTION DETAILS OF ENVELOPE	A-861	MILLWORK SECTIONS
A-553	SECTION DETAILS OF ENVELOPE	A-862	MILLWORK SECTIONS
A-554	SECTION DETAILS OF ENVELOPE	A-863	MILLWORK SECTIONS
A-555	SECTION DETAILS OF ENVELOPE	A-864	MILLWORK SECTIONS
A-556	SECTION DETAILS OF ENVELOPE	A-865	MILLWORK SECTIONS
A-580	PLAN DETAILS OF ENVELOPE	A-900	FINISH PLANS
A-581	PLAN DETAILS	A-901	FINISH PLAN - LEVEL G
A-582	PLAN DETAILS	A-902	FINISH PLAN - LEVEL 2
		A-903	FINISH PLAN - LEVEL 3
		A-950	FINISHING DETAILS
		A-951	FINISHING DETAILS
		PLANS - AREA CALCULATION	
		A-007	AREAS CALCULATION - LEVEL G
		A-008	AREAS CALCULATION - LEVEL 2
		A-009	AREAS CALCULATION - LEVEL 3

Note to General Contractor:
Contract does not include the separate price works listed below.

MIFO	Appendix B - Separate Prices	Section:	00 41 15
New MIFO Facility	Issued for Addendum A-05	Page:	1 of 2
New Construction		Date:	February 2025

SEPARATE PRICES

Project: New MIFO Facility
Located at: 6800 rue Carrière Orléans, Ontario K1C 1J4

Bidder: 399091 Canada Inc. / Bosaskin Canada

The Bidder offers for the Owner's consideration, the following Separate Prices for the potential deletion of work from the Bid Price as may be necessary to provide a finished and functional result. The Owner may at its sole discretion delete the work of any of the CREDIT separate prices listed below to reduce the Bid Price by the full amounts noted below to attain a Bid Price acceptable to MIFO - Mouvement d'implication francophone d'Orléans.

All prices submitted take into consideration and allow for changes and adjustments in other work included in the Bid Price as may be necessary to provide a finished and functional result. This separate credit is for finishing these rooms only. The credit must include: gypsum panels, interior drywall of the rooms, interior walls within the rooms, and ceiling finishes, ventilation grilles, floor finishes, plumbing fixtures, lighting fixtures, millwork, equipment and WC and shower accessories, acoustic panels, plywood panels, folding partition, finish grilles, cabling for audio-visual and telecom and their equipment. These rooms are to be completed to base building which includes to bring in all rough-in for plumbing, HVAC, electrical (include temporary lighting), controls, sprinklers and fire alarm components. (ADD, A-85) Bring conduits to add in the future telecom and audio-visual. All prices include overhead, profit and all relative charges of the Bidder and represent the actual cost to the Owner for the Work. Prices submitted exclude HST.

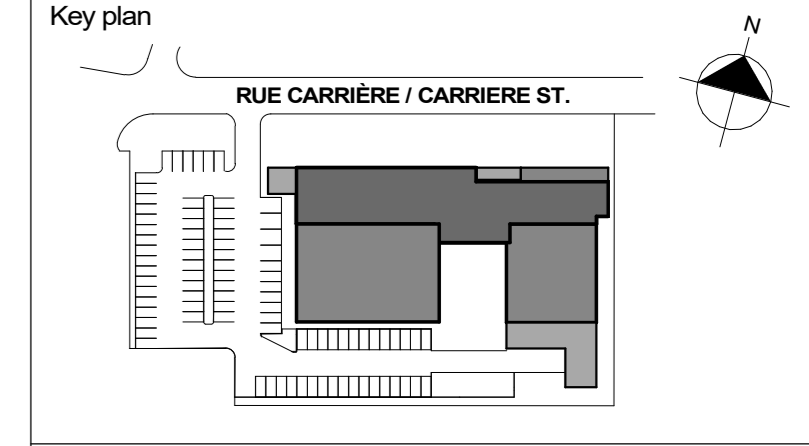
DESCRIPTION OF WORK	SEPARATE CREDIT PRICES
Main Hall and Vestibules - rooms no 114, 114.1 and 114.2	\$210,800.00
Studios 1 & 2 and storage - rooms no 209, 209.1 and 212	\$343,111.50
Meeting Room C - room no 211	\$15,674.12
Meeting Rooms D & E - rooms no 307 and 308	\$15,107.08
Staff Lounge - room no 317	\$32,414.72
Racetrack - room no 102	\$123,476.25
Back of House - rooms no 122, 122.1, 121.1, 121.2, 122.3 and 123	\$88,241.22
Green roofs substrates (T5 and T5.1 - from root barrier to plantations included)	\$97,801.50
Landscaping, comprised of the exterior zone between axis C-2 to South site limit and axis 5 to East site limit. Including grass, seeding, trees and shrubs.	\$83,000.00

REV: 1/20/24 PROVENCHER ROY ASSOCIÉS ARCHITECTES INC.

Project
Nouvel Édifice du MIFO / New MIFO facility




6800 rue Carrière
Orléans, Ontario K1C 1J4
Mouvement d'implication francophone d'Orléans



- Notes
- Before the work is carried out, the contractor must check the dimensions and conditions of the site and immediately notify the architect of any situations that do not comply with the plans and specifications.
 - Never take measurements to scale on the drawings.
 - This drawing can be used for construction only and only if it has been "Issued for construction"

Revision	Description	Date
14	ISSUED FOR CONSTRUCTION	2025-04-10
13	ISSUED FOR PERMIT	2025-03-26
7	ISSUED FOR TENDER	2025-01-13
6	ISSUED FOR 100% REVISION 2	2024-12-20
5	Issued for 100% Revision 01	2022-10-28
4	Issued for 100%	2022-09-30
3	Issued for coordination - 99%	2022-09-02
2	ESTIMATION 99%	2022-08-22
1	Issued for coordination - 66%	2022-06-17



PROVENCHER ROY
PROVENCHER ROY ASSOCIÉS ARCHITECTES INC.
41 rue Clarence, Suite 400
OTTAWA, ONTARIO, CANADA K1N 9K1
T 613 886-6339
T 613 883-5330
PROVENCHER.CA

Consultants
Structural
LEROUX + CYR

LEROUX + CYR
1301 boul. Henri-Bourassa Est
MONTREAL, QUEBEC, CANADA, H3L 1B7
T 438-381-7773

Mechanical - Electrical - Plumbing
bouthillette parizeau

Bouthillette Parizeau
8550 av. de l'Esplanade Bureau 200
MONTREAL, QUEBEC, CANADA H2P 2R8
T 514 383-3747

Civil
Jp2q Consultants Inc.
ENGINEERS - PLANNERS - PROJECT MANAGERS

Jp2q Consultants Inc.
1150 Morrison Drive, Suite 410
Orléans, Ontario, K2H 8S9
T 613 828-7800 C 613 220-6454

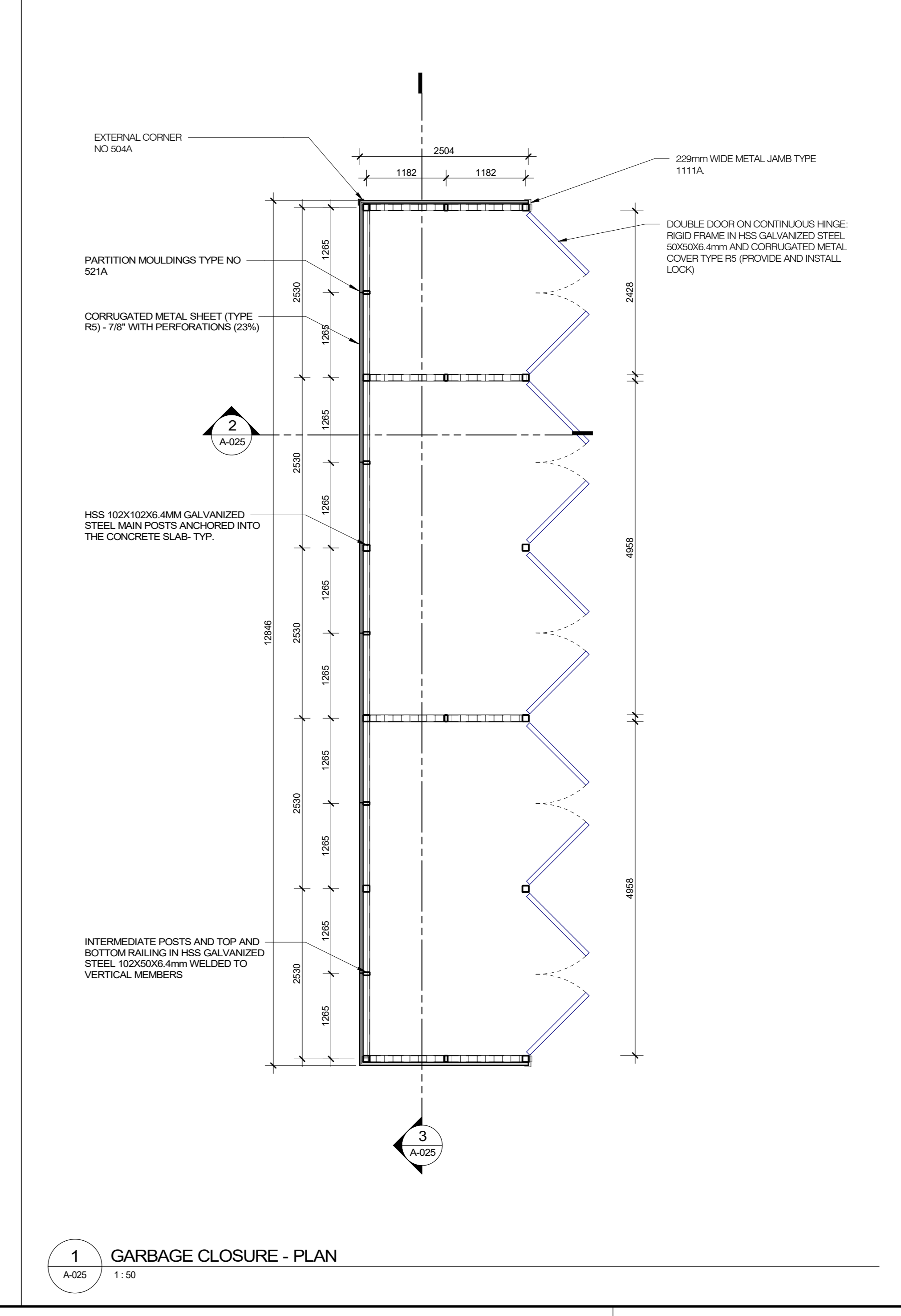
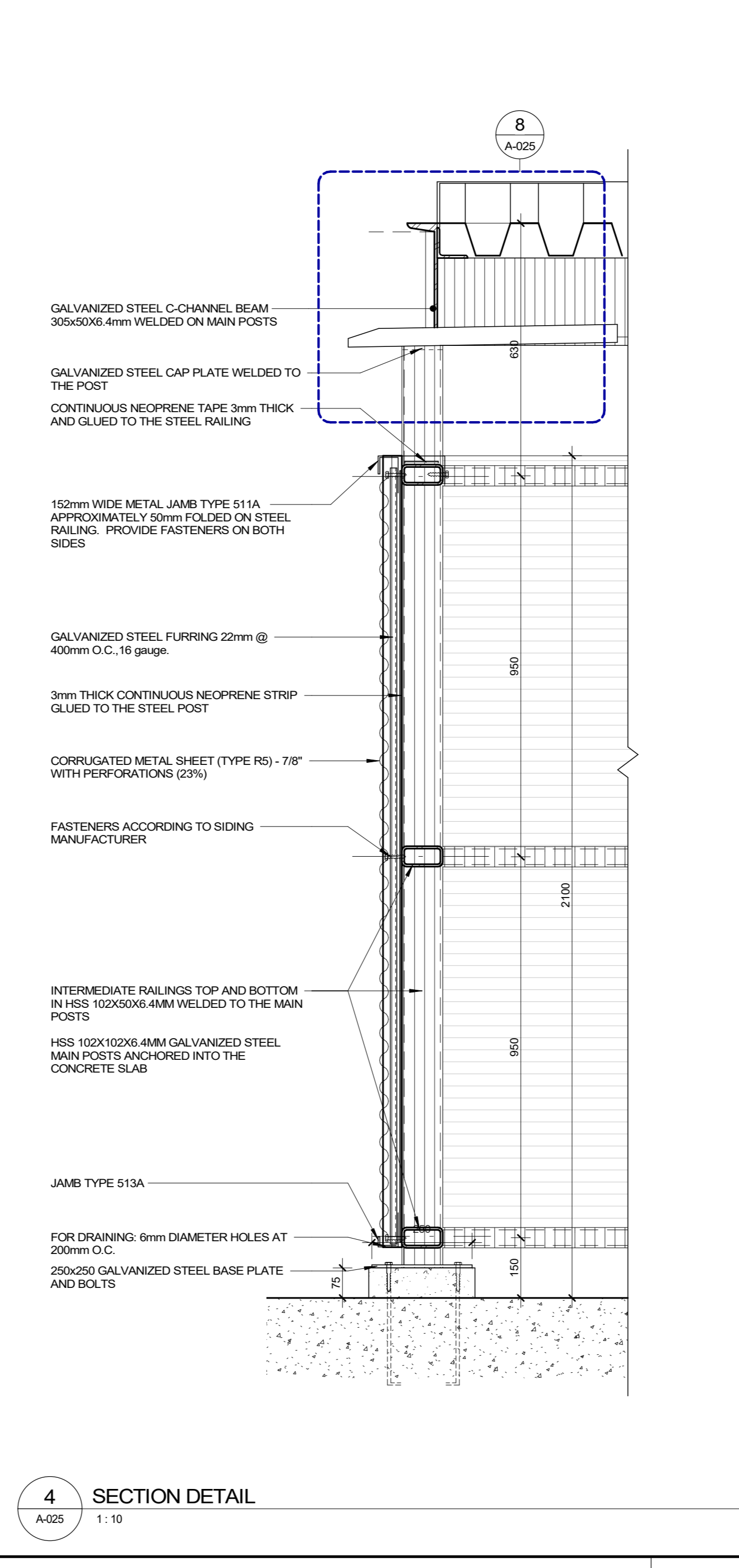
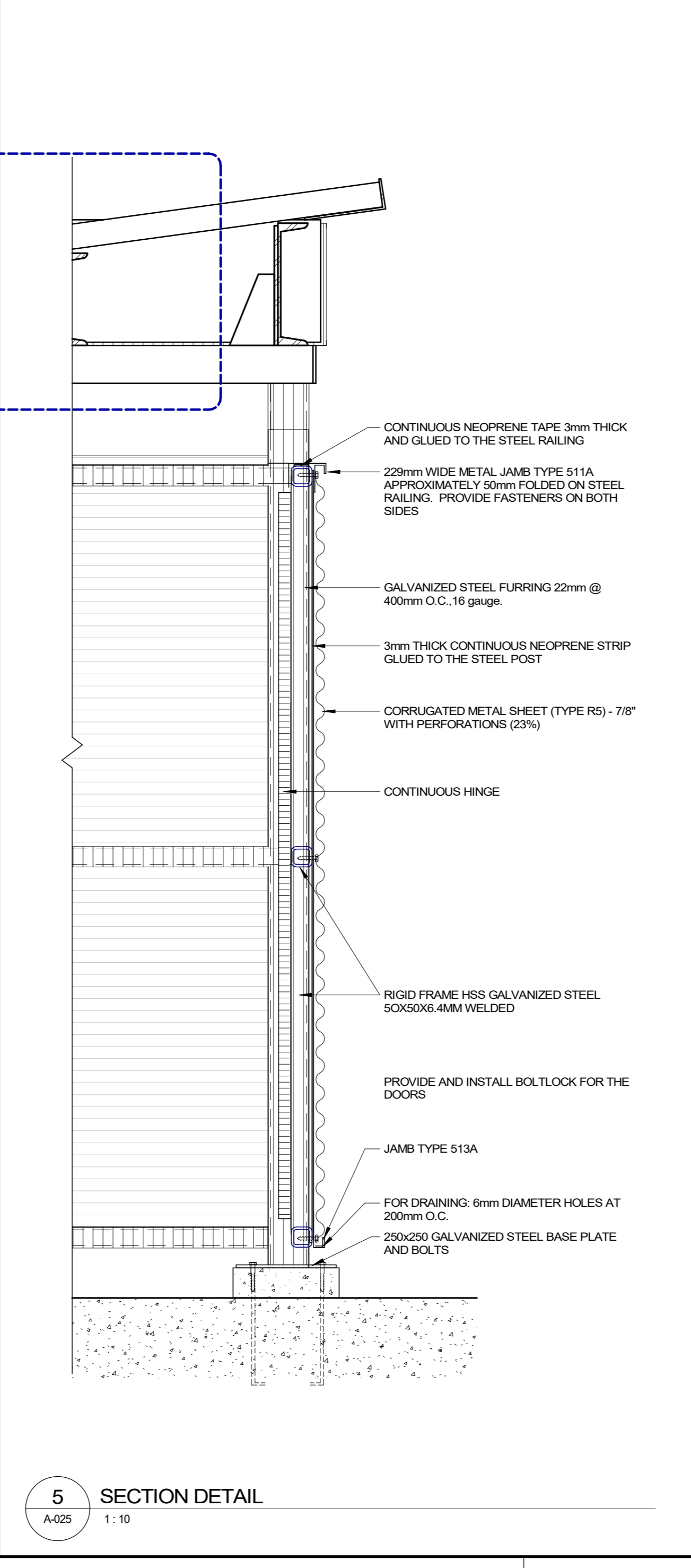
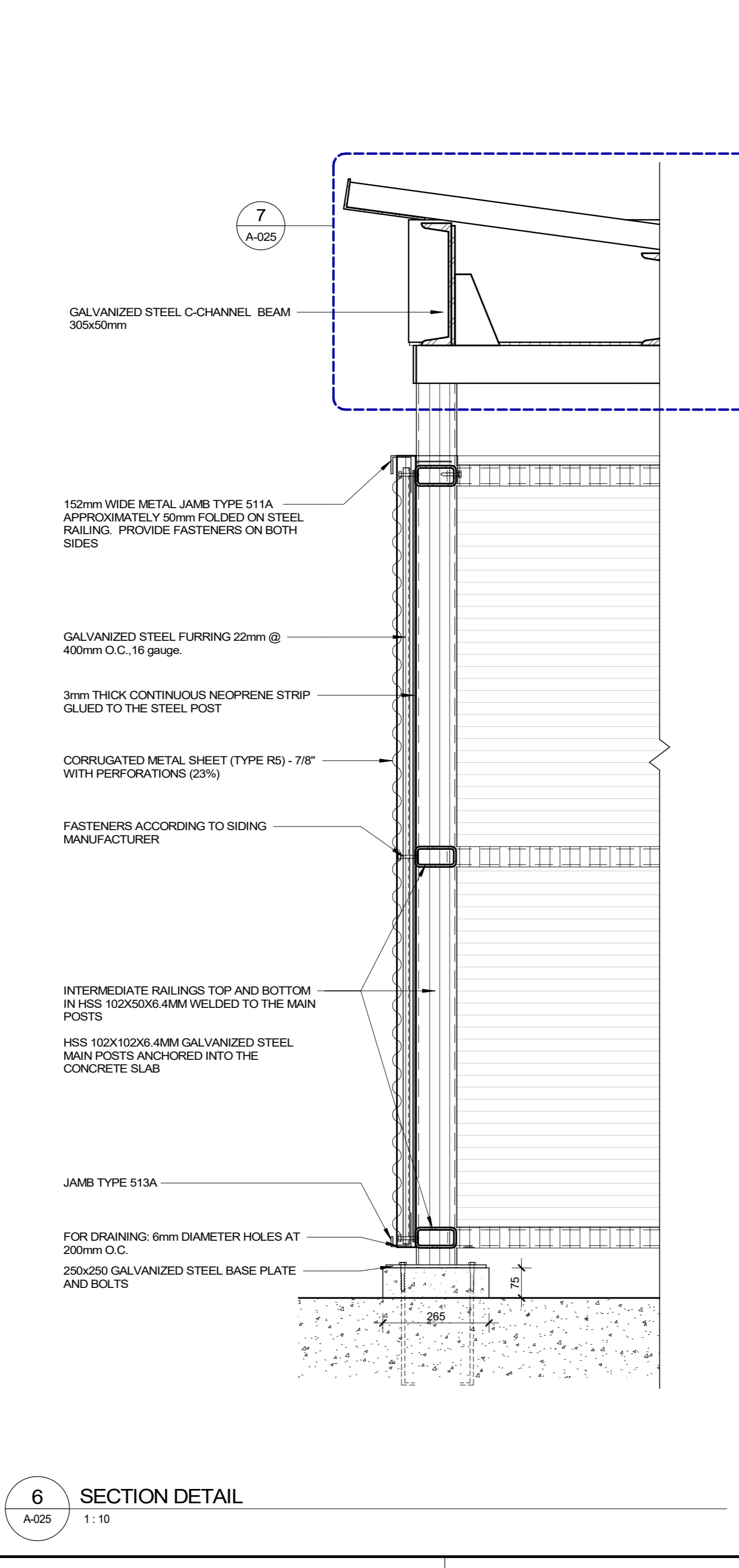
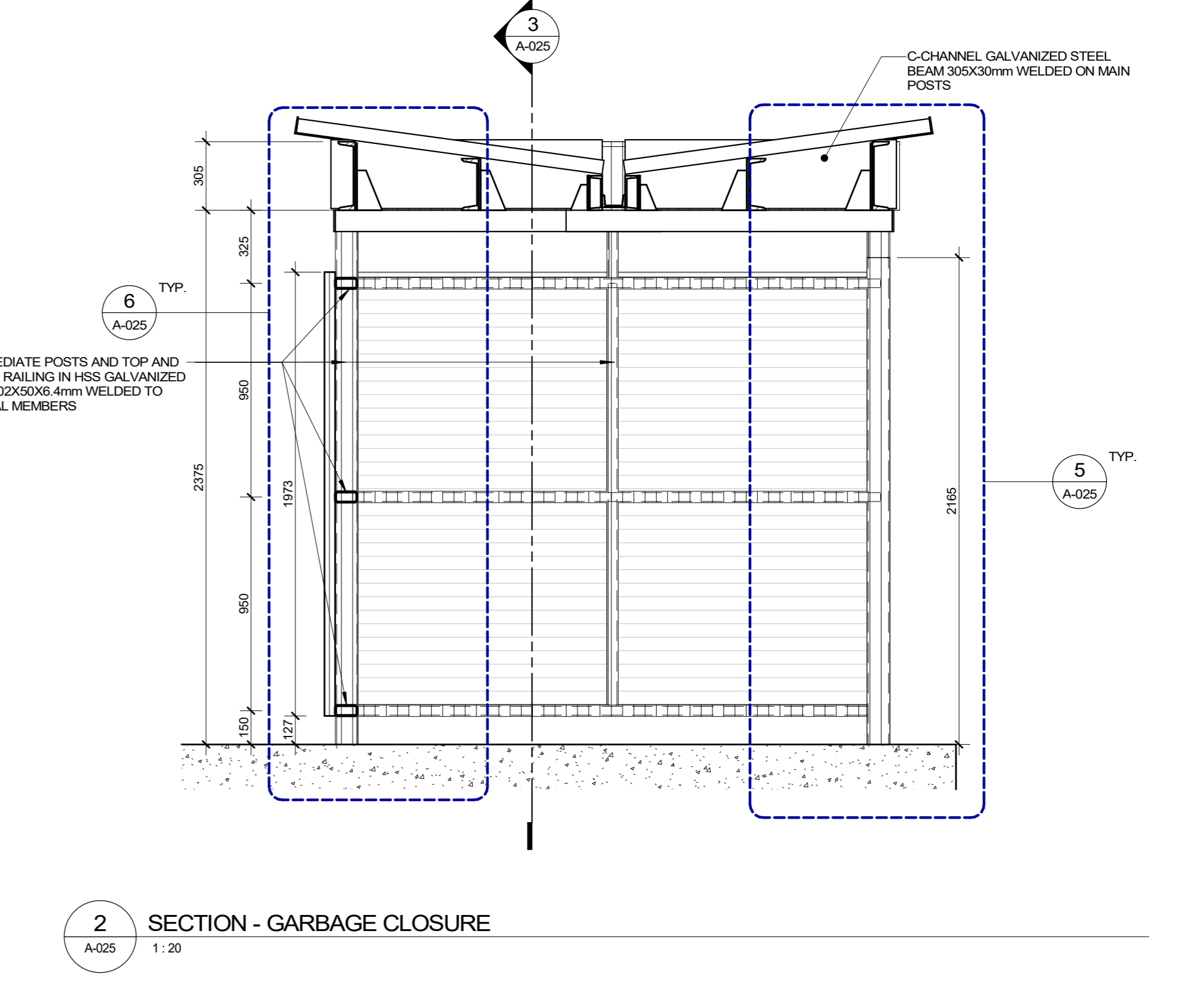
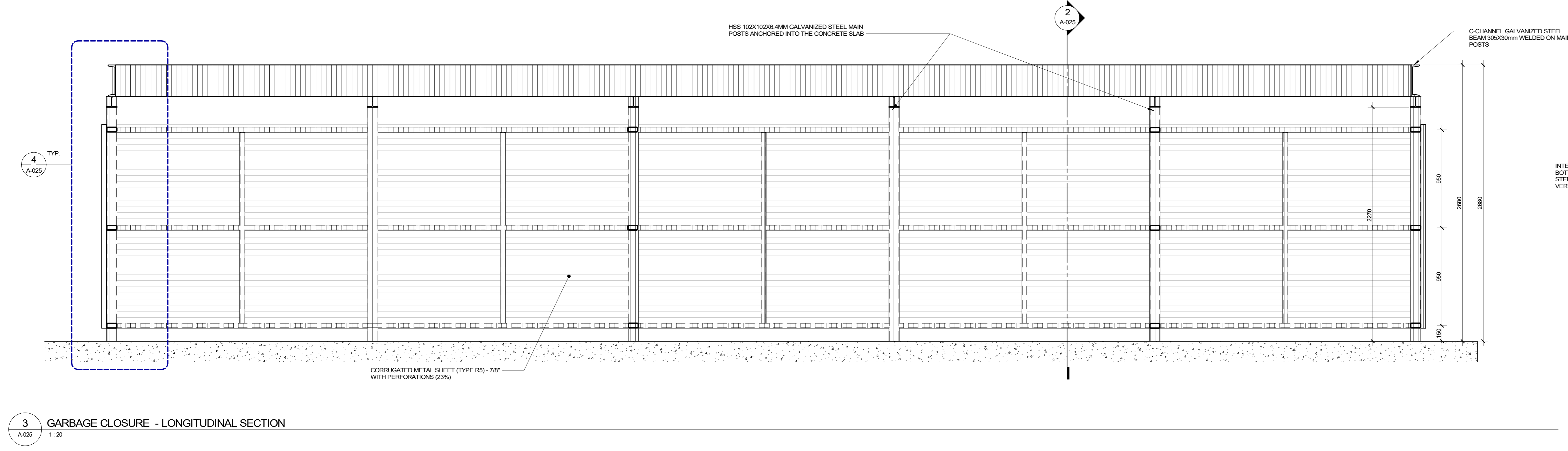
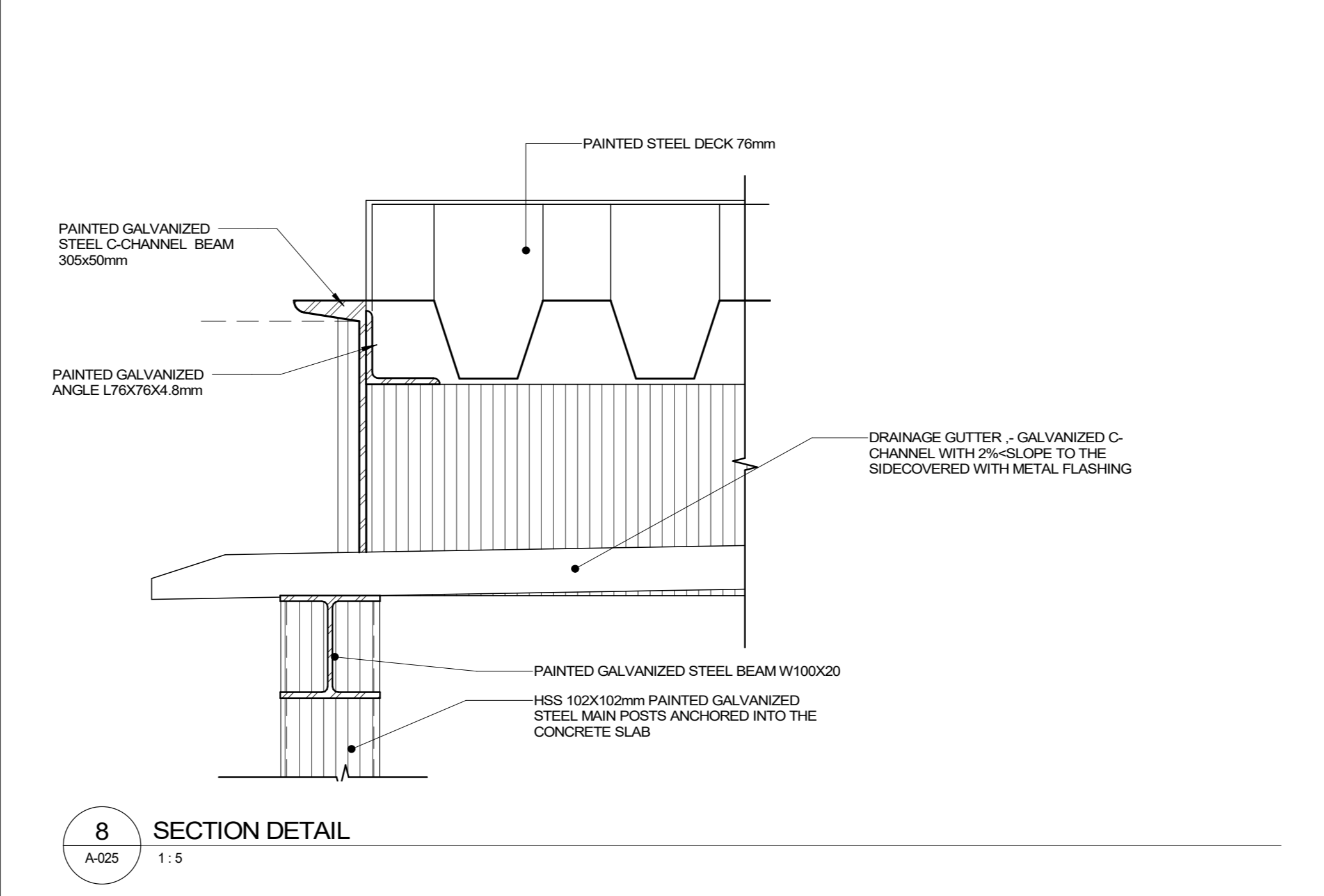
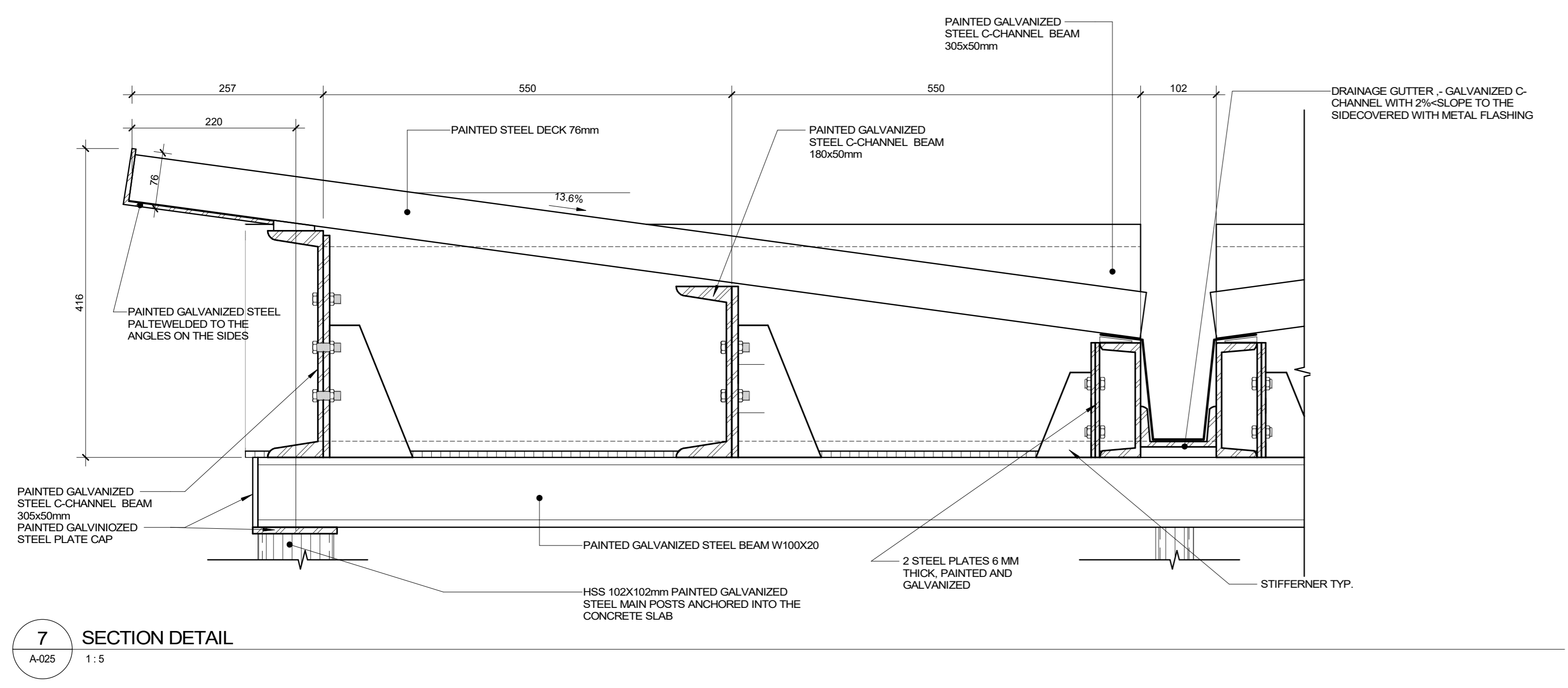
Landscape
Vlan
Vlan paysages
26, Avenue Mont-Royal O, Bureau 501
Montréal, Québec, Canada, H2T 2S2
T 514 572-9107

Theatre consultants
TRIZART ALLIANCE

Trizart alliance
5524 rue Saint-Patrick, Bureau 505
Montréal, Québec, Canada, H4E 1A8
T 514 943-7473

TITLE PAGE - LIST OF DRAWINGS

Scale	Drawn by	Approved by
	RFA	JLA
Date	Project number	Revision
2025-04-10	210462	14



Project
Nouvel édifice du MFO / New MFO facility

mifo
MOUVEMENT D'IMPLICATION
FRANCOPHONE D'ORLÉANS
6800 rue Carrière
Orléans, Ontario K1C 1J4
Mouvement d'implication francophone d'Orléans

Key plan
RUE CARRIÈRE / CARRIÈRE ST.

Notes
• Before the work is carried out, the contractor must check the dimensions and conditions of the site and immediately notify the architect of any situations that do not comply with the plans and specifications.
• Never take measurements to scale on the drawings.
• This drawing can be used for construction only and only if it has been "Issued for construction"

15	ISSUED FOR PERMIT R1	2025-05-15
14	ISSUED FOR CONSTRUCTION	2025-04-10
13	ISSUED FOR PERMIT	2025-03-26
12	ADDENDA A-05	2025-02-25
7	ISSUED FOR TENDER	2025-01-13
6	ISSUED FOR 100% REVISION 2	2024-12-20
5	Issued for 100% Revision 01	2022-10-28

Revision Description Date

Seal
ONTOLE ASSOCIATION
PROVENCHER ROY ARCHITECTES INC.

Architecture
PROVENCHER ROY
PROVENCHER ROY ASSOCIÉS ARCHITECTES INC.
1150 Boulevard Henri-Bourassa Est
Montréal, Québec, Canada, H3L 1B7
T 438-381-7773

Consultants
Structural
LEROUX + CYR
LEROUX + CYR
1350 boul. Henri-Bourassa Est
MONTRÉAL, QUÉBEC, CANADA, H3L 1B7
T 438-381-7773

Mechanical - Electrical - Plumbing
bouthillette parizeau
Bouthillette Parizeau
8550 av. de l'Esplanade Bureau 200,
MONTRÉAL, QUÉBEC, CANADA H2P 2P8
T 514 383-3747

Civil
Jp2g Consultants Inc.
ENGINEERS - PLANNERS - PROJECT MANAGERS
Jp2g Consultants Inc.
1150 Morrison Drive, Suite 410
Orléans, Ontario, K2H 8S9
T 613 828-7800 C 613 220-6454

Landscape
Vlan
Vlan paysages
24, Avenue Mont-Royal O, Bureau 501
Montréal, Québec, Canada, H2T 2S2
T 514 572-9107

Theatre consultants
TRIZART ALLIANCE
Trizart alliance
5524 rue Saint-Patrick, Bureau 505
Montréal, Québec, Canada, H4E 1A8
T 514 943-7473

Drawing
SITE DETAILS

Scale	As shown	Drawn by	RFA
Date	2025-05-15	Approved by	JLA
Project number	210462	Drawing number	A-025
		Revision	15

A-025_15

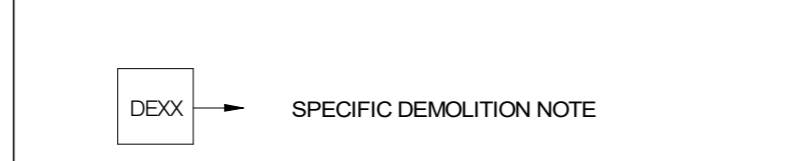
GENERAL NOTES :

- 30 SQUARE METRES OF THE CONCRETE BLOCK CLADDING ON THE EXISTING BUILDING TO BE DISMANTLED, STORED AND REPURPOSED ACCORDING TO ARCHITECTURE AND LANDSCAPING PLANS. REFER TO ARCHITECTURE FOR INDOOR USE AND LANDSCAPE PLANS FOR OUTDOOR USE. (STORAGE LOCATION TO BE DETERMINED)
- FLAGPOLE TO BE DISMANTLED, STORED ON SITE AND REPURPOSED ACCORDING TO LANDSCAPING PLANS. REFER TO LANDSCAPE PLANS (STORAGE LOCATION TO BE DETERMINED)
- ON-SITE CONCRETE CURBS, ASPHALT AND CONCRETE AROUND THE EXISTING BUILDING TO BE DEMOLISHED. REFER TO CIVIL PLANS FOR UNDERGROUND EQUIPMENTS LOCATION.
- ON-SITE SIGNS TO BE REMOVED, STORED AND REPURPOSED. (STORAGE LOCATION TO BE DETERMINED)
- CANCELLED
- REFER TO LANDSCAPING PLANS FOR INSTRUCTIONS REGARDING EXISTING TREES AND SHRUBS.
- ALL DEMOLITION WORK (ARCHITECTURAL AND ENGINEERING) MUST BE COORDINATED ACCORDING TO THE PHASING OF THE PROJECT.
- REFER TO THE CIVIL ENGINEERING DOCUMENTS FOR THE DEFINITION OF THE PROJECT RIGHT-OF-WAY.
- REFER TO THE ENGINEERS' DOCUMENTS FOR:
 - DEMOLITION OF WORKS RELATED TO THEIR DISCIPLINES, IF APPLICABLE (STRUCTURE, CIVIL ENGINEERING, MECHANICAL, ELECTRICAL, FIRE PROTECTION, ETC.)
 - DEMOLITION OF EXISTING DEVELOPMENT (INCLUDING LANDSCAPING) AND INFRASTRUCTURE WITHIN THE RIGHT-OF-WAY DESCRIBED ON THE ENGINEERING DRAWINGS;
 - FOR TEMPORARY WORK RELATED TO THEIR DISCIPLINES AND
 - FOR PREPARATORY WORK REQUIRED TO ALLOW FOR THE PHASING OF THE WORK AS DESCRIBED IN THE DOCUMENTS.
- THE PLAN AND ELEVATION DRAWINGS OF THE EXISTING BUILDING TO BE DEMOLISHED ARE FOR ILLUSTRATIVE PURPOSES ONLY. THEY REPRESENT THE ENTIRE DEMOLITION WORK WITHOUT REGARD TO THE SPECIFICITIES RELATED TO THE PHASING OF THE PROJECT.
- THE CONTRACTOR HAS THE RESPONSIBILITY TO TAKE KNOWLEDGE OF THE SITE AND THE EXISTING BUILDING IN ORDER TO DEFINE IN A PRECISE AND COMPLETE WAY THE EXTENT OF THE DEMOLITION WORK TO BE CARRIED OUT, INCLUDING THE SELECTIVE DEMOLITION WORK REPRESENTED OR NOT, BUT REQUIRED FOR THE COMPLETION OF THE PROJECT;
- TAKE THE NECESSARY MEASURES TO PREVENT ANY DISPLACEMENT OR SUBSIDENCE OF EXISTING STRUCTURES;
- DISCONNECTING POWER LINES WHEN REQUIRED AND IDENTIFYING THOSE THAT WILL REMAIN ON DURING THE WORK;
- REMOVE EXISTING EQUIPMENT, SERVICES OR OBSTRUCTIONS WHERE NECESSARY. REINSTALL AND PUT INTO OPERATION UPON COMPLETION OF WORK. REMOVE ALL OBSOLETE EQUIPMENT OR EQUIPMENT NOT REQUIRED FOR THE SPACE - TO BE VERIFIED AND COORDINATED ON SITE)
- DEMOLISH IN A MANNER THAT MINIMIZES DUST.
- THE GENERAL CONTRACTOR SHALL BE RESPONSIBLE FOR ANY ARCHITECTURAL, ELECTRICAL OR MECHANICAL DAMAGE AND SHALL REPAIR AND RESTORE THE EXISTING STRUCTURE TO ITS ORIGINAL CONDITION
- ALL DEMOLITION MATERIALS NOT CLAIMED BY THE BUILDING OWNER AND NOT BELIEVED IN THE NEW CONSTRUCTION BECOME THE PROPERTY OF THE GENERAL CONTRACTOR AND SHALL BE REMOVED FROM THE SITE IN ACCORDANCE WITH APPLICABLE STANDARDS.
- ALL DEMOLITION MATERIALS TO BE REMOVED SHALL BE REMOVED AFTER EACH WORK PERIOD. THE GENERAL CONTRACTOR SHALL ENSURE THAT DUST IS MINIMIZED IN AREAS ADJACENT TO THE SITE AND IN PUBLIC AREAS. CLEAN ALL PUBLIC AND SITE ADJACENT AREAS (WASHROOMS, ELEVATOR LOBBIES, ETC.) FOR THE DISPOSAL OF DEMOLITION MATERIALS, PROCEED ACCORDING TO THE RECOMMENDATIONS OF THE BUILDING OWNER.
- CANCELLED
- THE CONTRACTOR MUST TAKE THE NECESSARY MEASURES IN ORDER TO PROTECT ALL ELEMENTS LOCATED OUTSIDE THE INTERVENTION SITE, INCLUDING CITY EQUIPMENTS, TREES AND PAVED SURFACES.

SPECIFIC DEMOLITION NOTES :

NUMBER	DESCRIPTION
DE 01	CHAINLINKS FENCE TO BE DEMOLISHED
DE 02	CHAINLINKS FENCE TO KEEP
DE 03	TRANSFORMER TO BE REMOVED AND CONCRETE PAD TO BE DEMOLISHED. SEE DOCUMENTS ON ELECTRICAL AND CIVIL.
DE 04	STONE PLAQUES TO BE DEMOLISHED (S)
DE 05	UTILITY POLE ANCHOR TO KEEP
DE 06	CONCRETE CURB TO BE DEMOLISHED
DE 07	CONCRETE SIDEWALK TO BE DEMOLISHED
DE 08	FLAGPOLE TO BE DISMANTLED AND RELOCATED
DE 09	INTERLOCK PAVING SURFACE TO BE DEMOLISHED
DE 10	VINYL SIDING SHED TO BE DEMOLISHED
DE 11	LIGHT STANDARD TO BE DEMOLISHED

LEGEND OF DEMOLITION ANNOTATIONS :



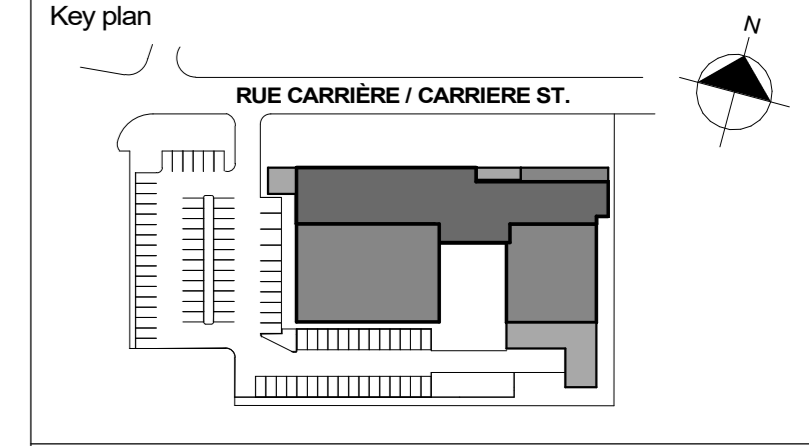
EXISTING SITE CONDITION :



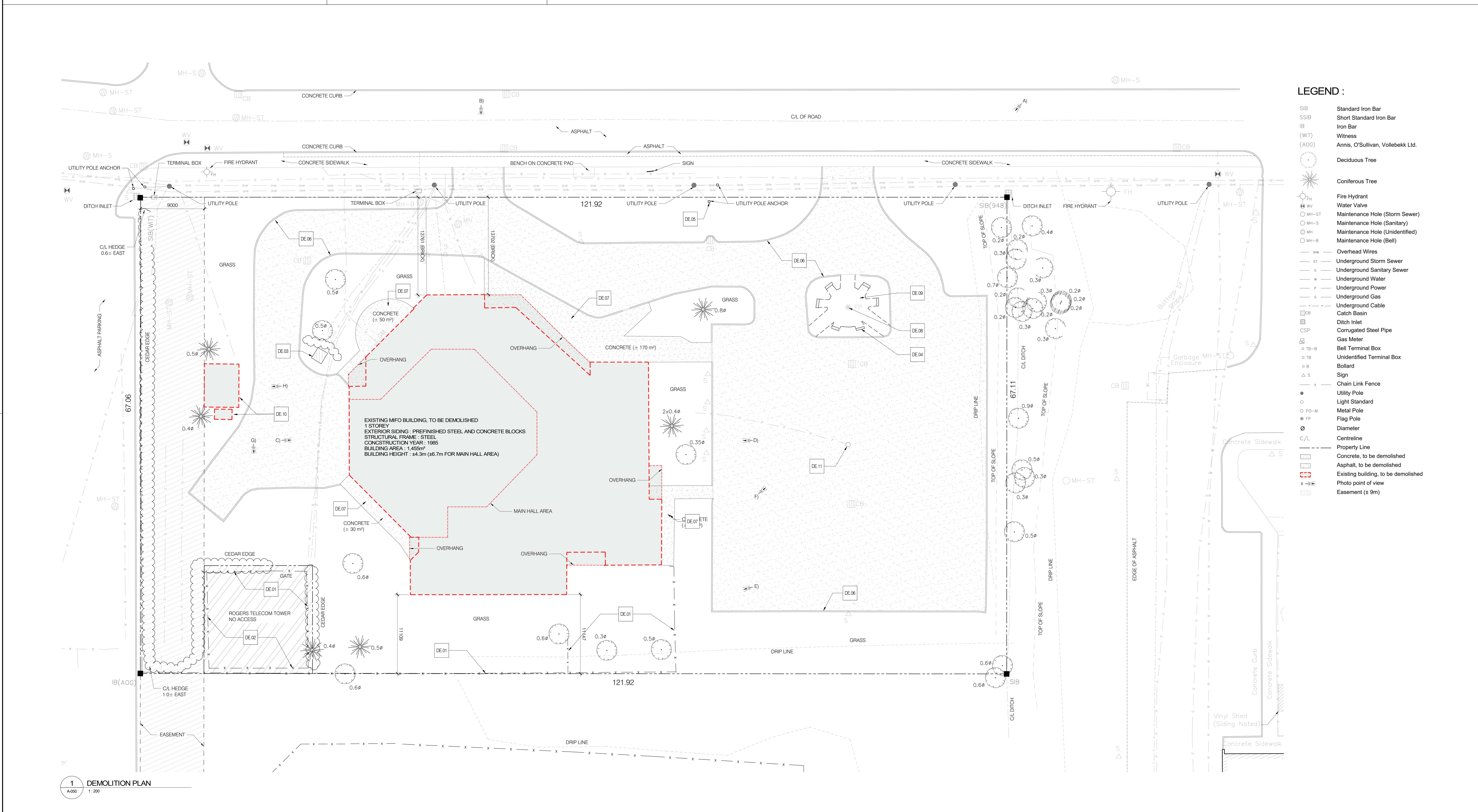
Project
Nouvel édifice du MFO / New MFO facility



6800 rue Carrière
Orléans, Ontario K1C 1J4
Mouvement d'implication francophone d'Orléans



- Notes**
- Before the work is carried out, the contractor must check the dimensions and conditions of the site and immediately notify the architect of any situations that do not comply with the plans and specifications.
 - Never take measurements to scale on the drawings.
 - This drawing can be used for construction only and only if it has been "Issued for construction"



Revision	Description	Date
15	ISSUED FOR PERMIT R1	2025-05-15
14	ISSUED FOR CONSTRUCTION	2025-04-10
13	ISSUED FOR PERMIT	2025-03-26
12	ADDENDA A-05	2025-02-25
10	ADDENDA A-03	2025-02-12
7	ISSUED FOR TENDER	2025-01-13
6	ISSUED FOR 100% REVISION 2	2024-12-20
5	Issued for 100% Revision 01	2022-10-28
4	Issued for 100%	2022-09-30
3	Issued for coordination - 99%	2022-09-02
2	ESTIMATION 99%	2022-08-22

PROVENCHER ROY
PROVENCHER ROY ASSOCIÉS ARCHITECTES INC. 1 811 668-8339
41 rue Carrière, Suite 400 1 811 668-8339
OTTAWA, ONTARIO, CANADA K1M 1K1 PROVENCHER.CA

LEROUX + CYR
LEROUX + CYR
1301 boul. Henri-Bourassa Est
MONTREAL, QUEBEC, CANADA, H3L 1B7
T 438-381-7773

bouthillette parizeau
Bouthillette Parizeau
8550 av. de l'Esplanade Bureau 200,
MONTREAL, QUEBEC, CANADA H2P 2P8
T 514 383-3147

Jp2g Consultants Inc.
ENGINEERS - PLANNERS - PROJECT MANAGERS
Jp2g Consultants Inc.
1150 Morrison Drive, Suite 410
Orléans, Ontario, K2H 8S9
T 613 828-7800 C 613 220-6454

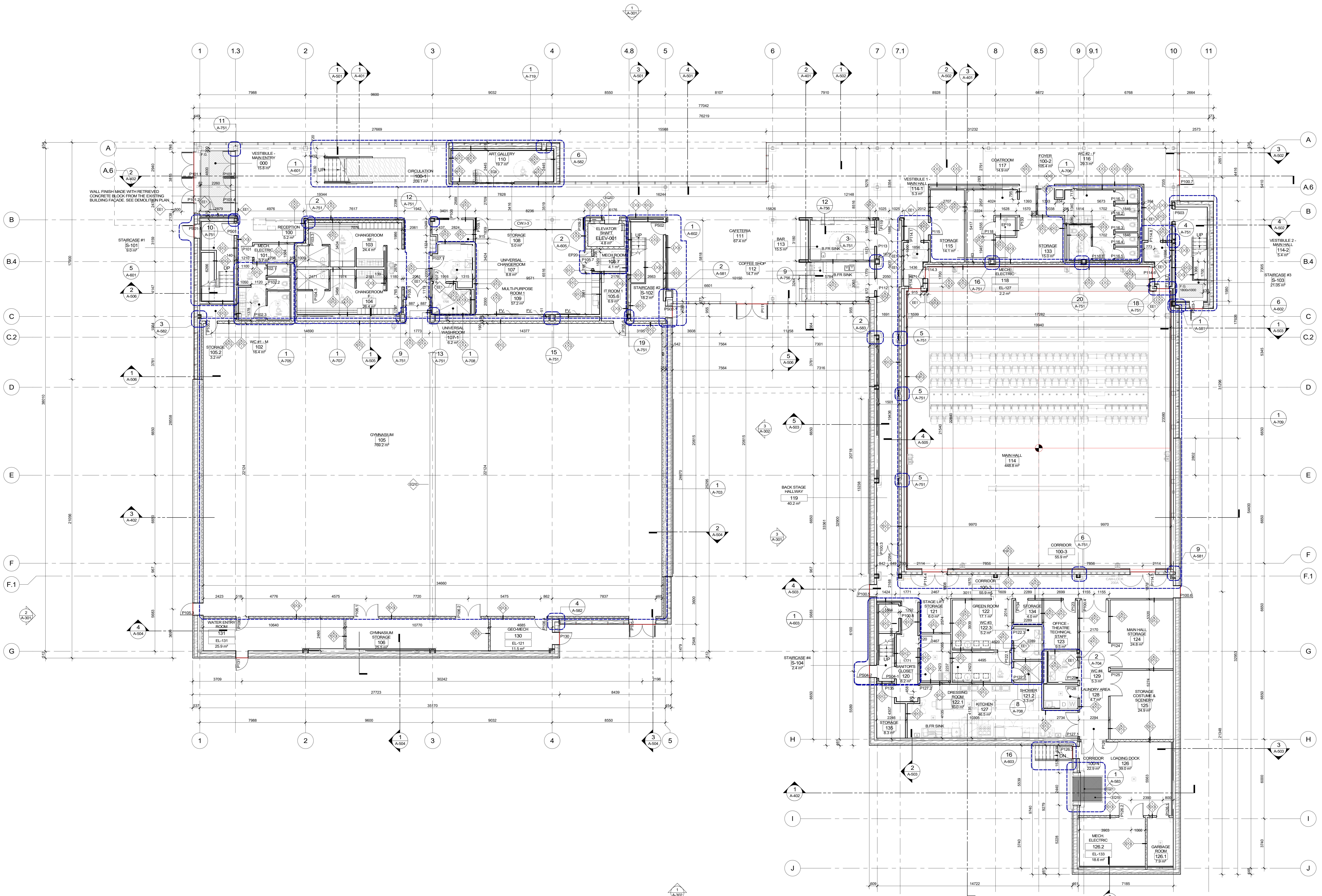
Vlan
Vlan paysages
24, Avenue Mont-Royal O. Bureau 501
Montréal, Québec, Canada, H2T 2S2
T 514 572-9107

TRIZART ALLIANCE
Trizart alliance
5524 rue Saint-Patrick, Bureau 505
Montréal, Québec, Canada, H4E 1A8
T 514 943-7473

Drawing
DEMOLITION PLAN

Scale	Comme indiqué	Drawn by	MSI
Date	2025-05-15	Approved by	JLA
Project number	210462	Drawing number	A-050
Revision			15

2025-05-20 3:19:48 PM



Project
 Nouvel édifice du MFO / New MFO facility
MFO
 MOUVEMENT D'IMPLICATION FRANCOPHONE D'ORLÉANS
 6800 rue Carrière
 Orléans, Ontario K1C 1J4
 Mouvement d'implication francophone d'Orléans

Key plan

- Notes
- Before the work is carried out, the contractor must check the dimensions and conditions of the site and immediately notify the architect of any situations that do not comply with the plans and specifications.
 - Never take measurements to scale on the drawings.
 - This drawing can be used for construction only and only if it has been "issued for construction"

15	ISSUED FOR PERMIT R1	2025-05-15
14	ISSUED FOR CONSTRUCTION	2025-04-10
13	ISSUED FOR PERMIT	2025-03-26
12	ADDENDA A-05	2025-02-25
11	ADDENDA A-04	2025-02-14
7	ISSUED FOR TENDER	2025-01-13
6	ISSUED FOR 100% REVISION 2	2024-12-20
5	Issued for 100% Revision 01	2022-10-28
4	Issued for 100%	2022-09-30
3	Issued for coordination - 99%	2022-09-02
2	ESTIMATION 99%	2022-08-22
1	Issued for coordination - 66%	2022-06-17

Revision Description Date

Seal

Architecture
PROVENCHER ROY
 PROVENCHER ROY ASSOCIÉS ARCHITECTES INC.
 1100 BOULEVARD DES CHENILLES, SUITE 400
 OTTAWA, ONTARIO, CANADA K1W 9K1
 T 613 686-6339
 F 613 686-6330
 PROVENCHER.CA

Consultants
 Structural
LEROUX + CYR
 LEROUX + CYR
 1300 boulevard Henri-Bourassa Est
 MONTRÉAL, QUÉBEC, CANADA, H3L 1B7
 T 438-381-7773

Mechanical - Electrical - Plumbing

 Bouhilette Parizeau
 8550 av. de l'Esplanade Bureau 200,
 MONTRÉAL, QUÉBEC, CANADA H2P 2P8
 T 514 383-3747

Civil

Jp2j Consultants Inc.
 ENGINEERS - PLANNERS - PROJECT MANAGERS
 Jp2j Consultants Inc.
 1150 Morrison Drive, Suite 410
 Oshawa, Ontario, K2H 8S9
 T 613 828-7800 C 613 220-6454

Landscape

Vlan
 Vlan paysagistes
 24, Avenue Mont-Royal O. Bureau 501
 Montréal, Québec, Canada, H2T 2S2
 T 514 572-9107

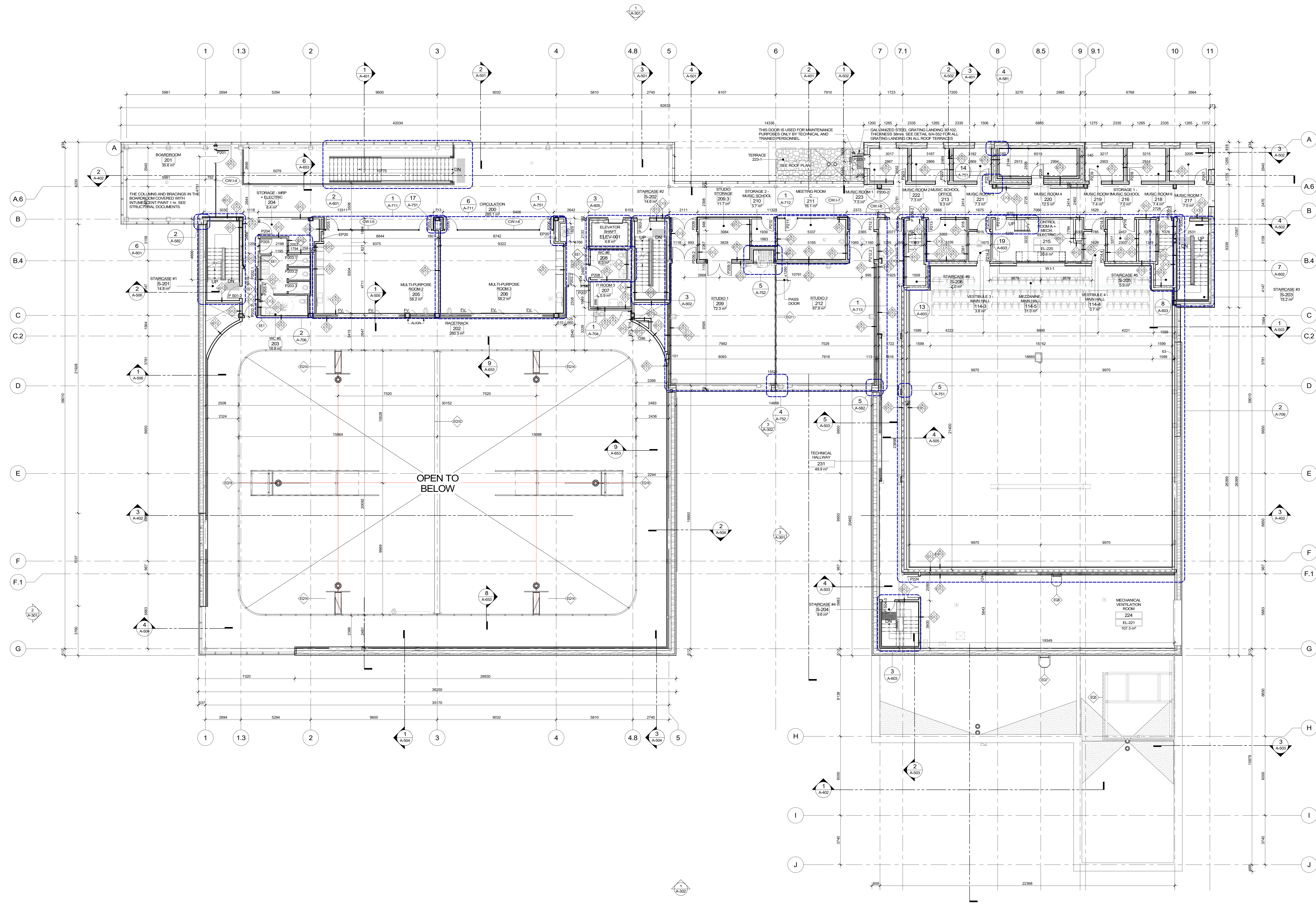
Theatre consultants

TRIZART ALLIANCE
 Trizart alliance
 5524 rue Saint-Patrick, Bureau 505
 Montréal, Québec, Canada, H4E 1A8
 T 514 943-7473

Drawing
CONSTRUCTION PLAN - LEVEL G

Scale	1 : 100	Drawn by	JGR
Date	2025-05-15	Approved by	JLA
Project number	210462	Drawing number	A-111
		Revision	15

2025-05-20 3:20:09 PM



Notes

- Before the work is carried out, the contractor must check the dimensions and conditions of the site and immediately notify the architect of any situations that do not comply with the plans and specifications.
- Never take measurements to scale on the drawings.
- This drawing can be used for construction only and only if it has been "Issued for construction"

15	ISSUED FOR PERMIT R1	2025-05-15
14	ISSUED FOR CONSTRUCTION	2025-04-10
13	ISSUED FOR PERMIT	2025-03-26
12	ADDENDA A-05	2025-02-25
11	ADDENDA A-04	2025-02-14
9	ADDENDA A-02	2025-02-07
7	ISSUED FOR TENDER	2025-01-13
6	ISSUED FOR 100% REVISION 2	2024-12-20
5	Issued for 100% Revision 01	2022-10-28
4	Issued for 100%	2022-09-30
3	Issued for coordination - 99%	2022-09-02
2	ESTIMATION 99%	2022-08-22
1	Issued for coordination - 66%	2022-06-17

Revision Description Date

Seal

Architecture
PROVENCHER ROY
 PROVENCHER ROY ASSOCIÉS ARCHITECTES INC. 1 813 886 8339
 47 Rue Carrière, Suite 400 1 813 883 5320
 OTTAWA, ONTARIO, CANADA K1W 9K1 PROVENCHER.CA

Consultants
 Structural
LEROUX + CYR
 LEROUX + CYR
 1300 boul. Henri-Évariste Est
 MONTRÉAL, QUÉBEC, CANADA, H3L 1B7
 T 438-381-7773

Mechanical - Electrical - Plumbing

 Bouthillette Parizeau
 8550 av. de l'Esplanade Bureau 200,
 MONTRÉAL, QUÉBEC, CANADA H2P 2P8
 T 514 383-3747

Civil

Jp2g Consultants Inc.
 ENGINEERS - PLANNERS - PROJECT MANAGERS
 Jp2g Consultants Inc.
 1150 Morrison Drive, Suite 410
 Orléans, Ontario, K2H 8S9
 T 613 828 7800 C 613 220 6454

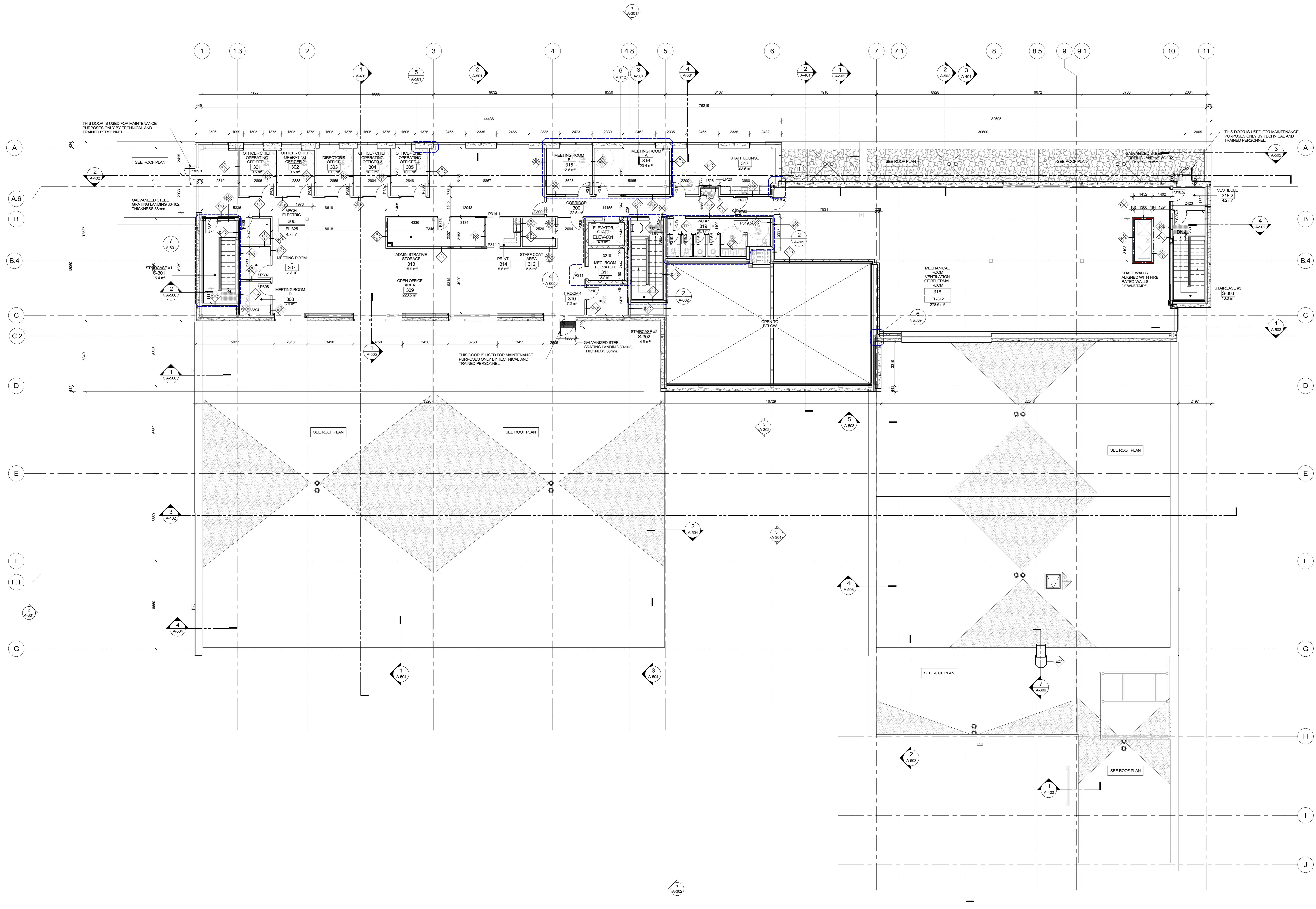
Landscape
Vlan
 Vlan paysages
 24, Avenue Mont-Royal O, Bureau 501
 Montréal, Québec, Canada, H2T 2S2
 T 514 572-9107

Theatre consultants

TRIZART ALLIANCE
 Trizart alliance
 5524 rue Saint-Patrick, Bureau 505
 Montréal, Québec, Canada, H4E 1A8
 T 514 943 7473

Drawing
CONSTRUCTION PLAN - LEVEL 2

Scale	1 : 100	Drawn by	JGR
Date	2025-05-15	Approved by	JLA
Project number	210462	Drawing number	A-112
		Revision	15



Notes

- Before the work is carried out, the contractor must check the dimensions and conditions of the site and immediately notify the architect of any situations that do not comply with the plans and specifications.
- Never take measurements to scale on the drawings.
- This drawing can be used for construction only and only if it has been "issued for construction"

15	ISSUED FOR PERMIT R1	2025-05-15
14	ISSUED FOR CONSTRUCTION	2025-04-10
13	ISSUED FOR PERMIT ADDENDA A-02	2025-03-26
9	ISSUED FOR TENDER	2025-02-07
7	ISSUED FOR 100% REVISION 2	2025-01-13
6	Issued for 100% Revision 2	2024-12-20
5	Issued for 100% Revision 01	2022-10-28
4	Issued for 100%	2022-09-30
3	Issued for coordination - 99%	2022-09-02
2	ESTIMATION 99%	2022-08-22
1	Issued for coordination - 66%	2022-06-17

Revision Description Date

Seal

Architecture
PROVENCHER ROY
PROVENCHER ROY ASSOCIÉS ARCHITECTES INC.
47 Rue Clarendon, Suite 400
OTTAWA, ONTARIO, CANADA K1N 9K1
T 613 686-8339
T 613 683-6330
PROVENCHEROY.CA

Consultants
Structural
LEROUX + CYR
1300 boul. Henri-Bourassa Est
MONTREAL, QUEBEC, CANADA, H3L 1B7
T 438-381-7773

Mechanical - Electrical - Plumbing
bouthillette parizeau
Bouthillette Parizeau
8550 av. de l'Esplanade Bureau 200,
MONTREAL, QUEBEC, CANADA H2P 2P8
T 514 383-3147

Civil
Jp2g Consultants Inc.
ENGINEERS - PLANNERS - PROJECT MANAGERS
Jp2g Consultants Inc.
1150 Morrison Drive, Suite 410
Orléans, Ontario, K2H 8S9
T 613 828-7800 C 613 220-6454

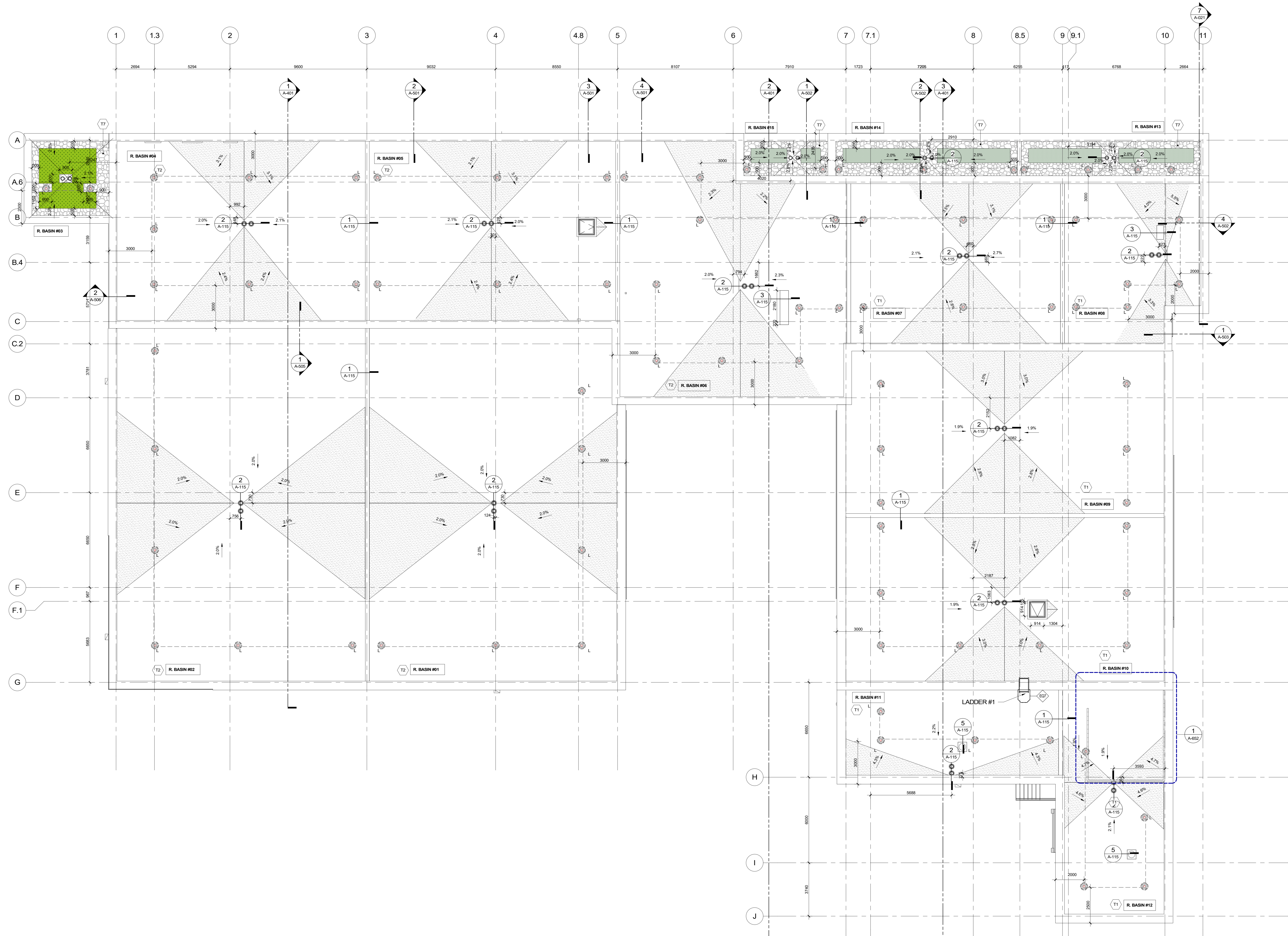
Landscape
Vlan
Vlan paysages
24, Avenue Mont-Royal O, Bureau 501
Montréal, Québec, Canada, H2T 2S2
T 514 572-9107

Theatre consultants
TRIZART ALLIANCE
Trizart alliance
5524 rue Saint-Patrick, Bureau 505
Montréal, Québec, Canada, H4E 1A8
T 514 943-7473

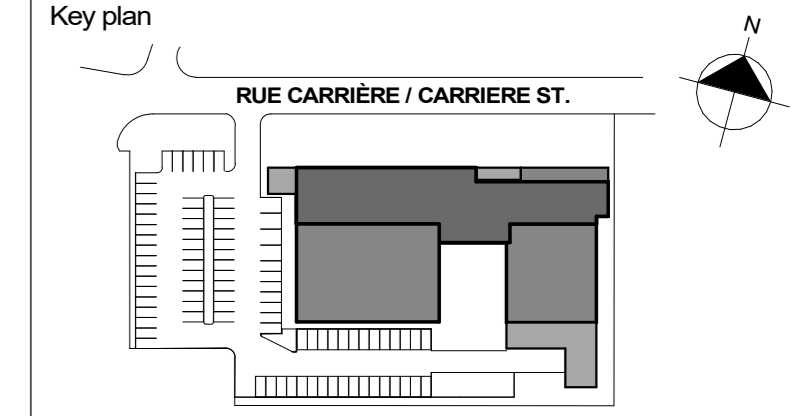
Drawing
CONSTRUCTION PLAN - LEVEL 3

Scale 1 : 100	Drawn by JGR	Project number 210462	Drawing number A-113	Revision 15
Date 2025-05-15	Approved by JLA			

GENERAL NOTE:
 1. DESIGN OF THE SAFETY SYSTEM AND COMPONENTS OF THE SYSTEM ON THE ROOF AND TERRACES MUST BE REVIEWED AND VERIFIED BY AN ENGINEER FOR COMPLIANCE WITH APPLICABLE CODES AND STANDARDS



Project
 Nouvel édifice du MFO / New MFO facility
MFO
 MOUVEMENT D'IMPLICATION
 FRANCOPHONE D'ORLÉANS
 6800 rue Carrière
 Orléans, Ontario K1C 1J4
 Mouvement d'implication francophone d'Orléans



Notes

- Before the work is carried out, the contractor must check the dimensions and conditions of the site and immediately notify the architect of any situations that do not comply with the plans and specifications.
- Never take measurements to scale on the drawings.
- This drawing can be used for construction only and only if it has been "Issued for construction"

15	ISSUED FOR PERMIT R1	2025-05-15
14	ISSUED FOR CONSTRUCTION	2025-04-10
13	ISSUED FOR PERMIT ADDENDA A-05	2025-03-26
12	ISSUED FOR TENDER	2025-02-25
7	ISSUED FOR 100% REVISION 2	2025-01-13
6	Issued for 100% Revision 01	2024-12-20
5	Issued for 100% Revision 01	2022-10-28
4	Issued for 100%	2022-09-30

Revision Description Date

Seal

Architecture
PROVENCHER ROY
 PROVENCHER ROY ASSOCIÉS ARCHITECTES INC.
 41 rue Clarendon, Suite 400
 OTTAWA, ONTARIO, CANADA K1W 9K1
 T 613 686-8339
 T 613 683-8330
 PROVENCHER-ROY.COM

Consultants
 Structural
LEROUX + CYR
 LEROUX + CYR
 1355 boulevard Henri-Bourassa Est
 MONTRÉAL, QUÉBEC, CANADA, H3L 1B7
 T 438-381-7773

Mechanical - Electrical - Plumbing

 Bouthillette Parizeau
 8550 av. de l'Esplanade Bureau 200,
 MONTRÉAL, QUÉBEC, CANADA H2P 2P8
 T 514 383-3747

Civil

Jp2g Consultants Inc.
 ENGINEERS - PLANNERS - PROJECT MANAGERS
 Jp2g Consultants Inc.
 1150 Morrison Drive, Suite 410
 Ottawa, Ontario, K2H 8S9
 T 613 828 7800 C 613 220 6454

Landscape
Vlan
 Vlan paysages
 24, Avenue Mont-Royal O. Bureau 501
 Montréal, Québec, Canada, H2T 2S2
 T 514 572-9107

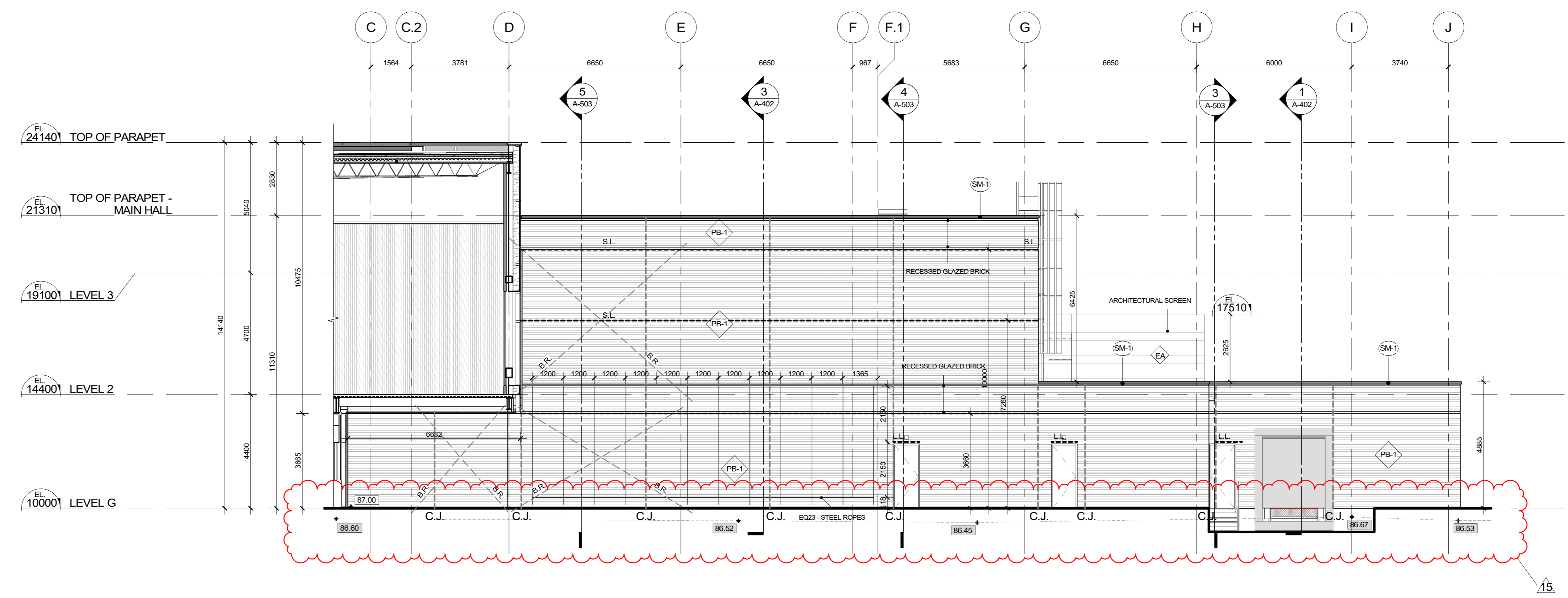
Theatre consultants

TRIZART ALLIANCE
 Trizart alliance
 5524 rue Saint-Patrick, Bureau 505
 Montréal, Québec, Canada, H4E 1A8
 T 514 943-7473

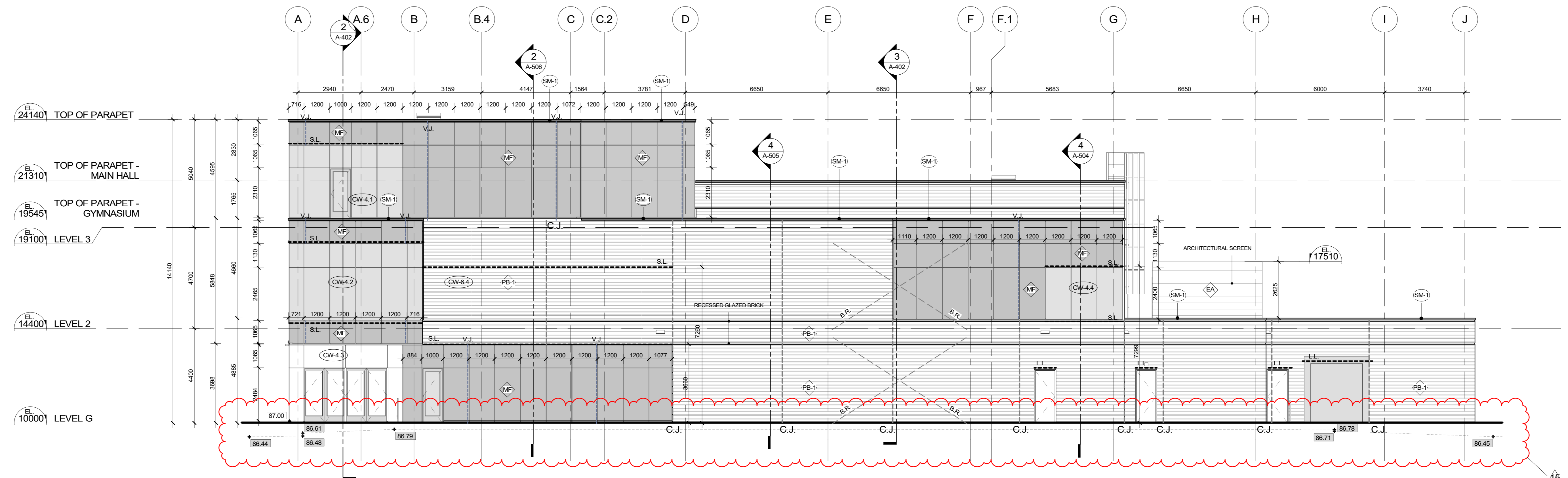
Drawing
CONSTRUCTION PLAN - ROOF PLAN

Scale	1 : 100	Drawn by	RFA
Date	2025-05-15	Approved by	JLA
Project number	210462	Drawing number	A-114
		Revision	15

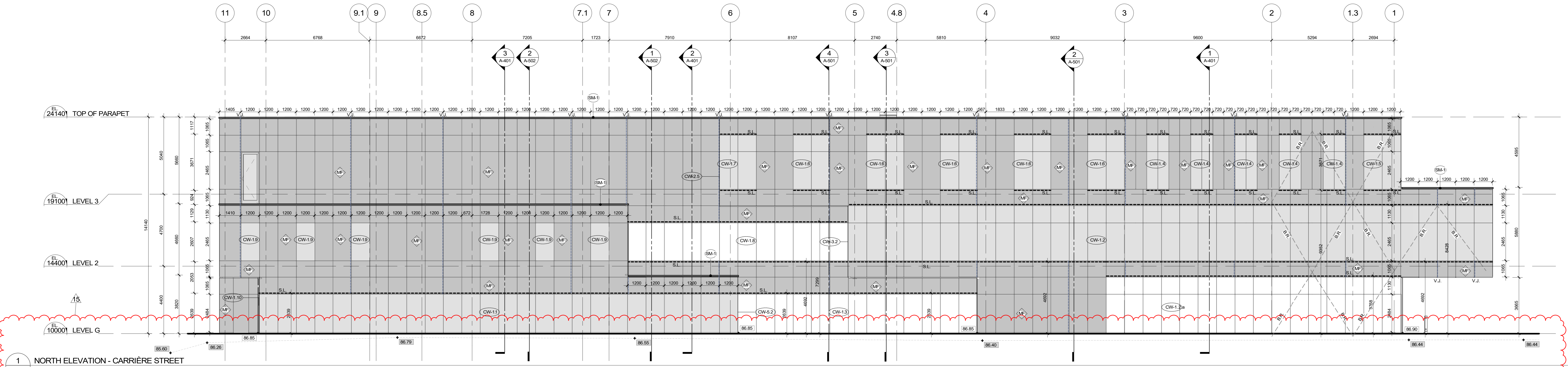
2025-05-20 3:28:38 PM



3 WEST ELEVATION - COURTYARD
A-301 1:100



2 WEST ELEVATION
A-301 1:100



1 NORTH ELEVATION - CARRIÈRE STREET
A-301 1:100

Project
Nouvel édifice du MFO / New MFO facility

MFO
MOUVEMENT D'IMPLICATION
FRANCOPHONE D'ORLÉANS

6800 rue Carrière
Orléans, Ontario K1C 1J4
Mouvement d'implication francophone d'Orléans

Key plan
RUE CARRIÈRE / CARRIÈRE ST.

Notes

- Before the work is carried out, the contractor must check the dimensions and conditions of the site and immediately notify the architect of any situations that do not comply with the plans and specifications.
- Never take measurements to scale on the drawings.
- This drawing can be used for construction only and only if it has been "Issued for construction"

15	ISSUED FOR PERMIT R1	2025-05-15
14	ISSUED FOR PERMIT CONSTRUCTION	2025-04-10
13	ISSUED FOR PERMIT	2025-03-26
12	ADDENDA A-05	2025-02-25
8	ADDENDA A-01	2025-01-24
7	ISSUED FOR TENDER	2025-01-13
6	ISSUED FOR 100% REVISION 2	2024-12-20
5	Issued for 100% Revision 01	2022-10-28
4	Issued for 100%	2022-09-30
3	Issued for coordination - 99%	2022-09-02
2	ESTIMATION 99%	2022-08-22
1	Issued for coordination - 66%	2022-06-17

Seal
PROVENCHER ROY ASSOCIÉS ARCHITECTES INC.

Architecture
PROVENCHER ROY

PROVENCHER ROY ASSOCIÉS ARCHITECTES INC.
41 rue Carrière, Suite 400
ORLÉANS, ONTARIO, CANADA K1C 1K1

T 613 886-8339
F 613 886-8330
PROVENCHER.CA

Consultants
Structural
LEROUX + CYR

LEROUX + CYR
1300 boul. Henri-Évariste Est
MONTREAL, QUEBEC, CANADA, H3L 1B7
T 438-381-7773

Mechanical - Electrical - Plumbing
bouthillette parizeau

Bouthillette Parizeau
8550 av. de l'Esplanade Bureau 200,
MONTREAL, QUEBEC, CANADA H2P 2P8
T 514 383-3747

Civil
Jp2g Consultants Inc.
ENGINEERS - PLANNERS - PROJECT MANAGERS

Jp2g Consultants Inc.
1150 Morrison Drive, Suite 410
Orléans, Ontario, K2H 8S9
T 613 828 7800 C 613 220 6454

Landscape
Vlan

Vlan paysagistes
24, Avenue Mont-Royal O. Bureau 501
Montréal, Québec, Canada, H2T 2S2
T 514 572-9107

Theatre consultants
TRIZART ALLIANCE

Trizart alliance
5524 rue Saint-Patrick, Bureau 505
Montréal, Québec, Canada, H4E 1A8
T 514 843-7473

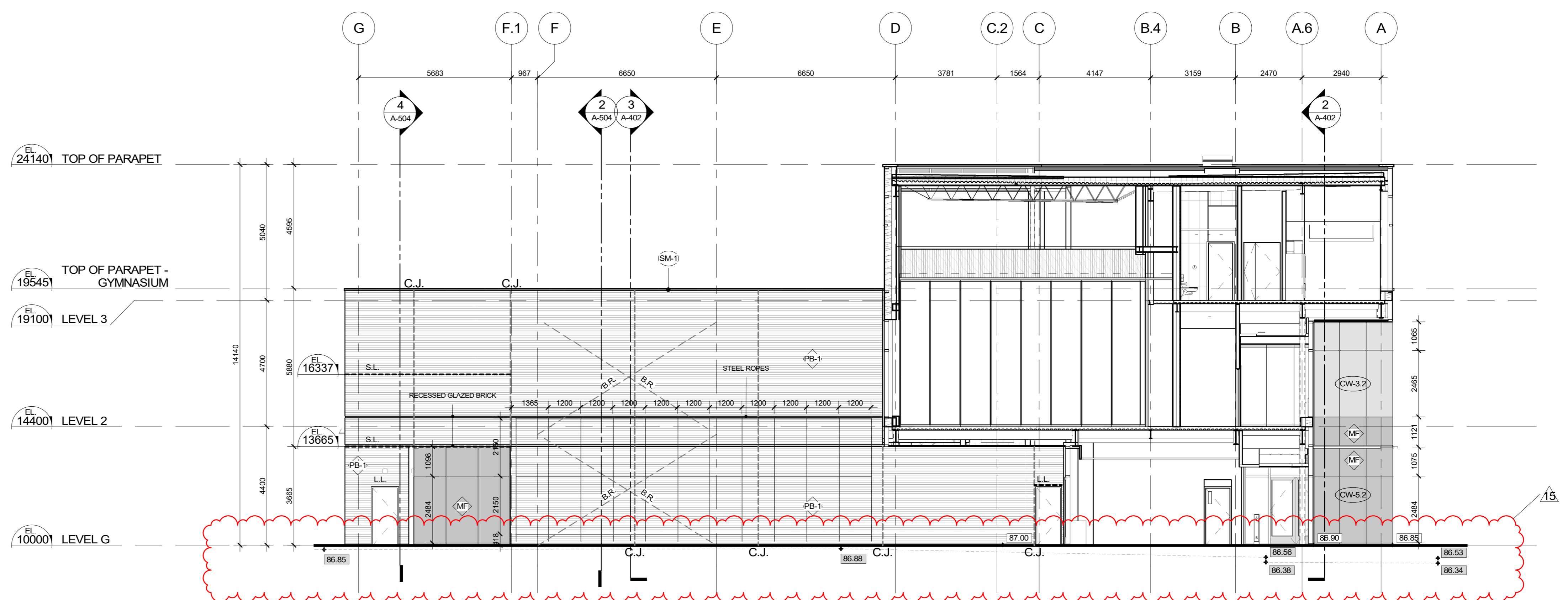
Drawing
ELEVATIONS - NORTH & WEST

Scale 1:100	Drawn by JGR	Revision 15
Date 2025-05-15	Approved by JLA	
Project number 210462	Drawing number A-301	
A-301_15		

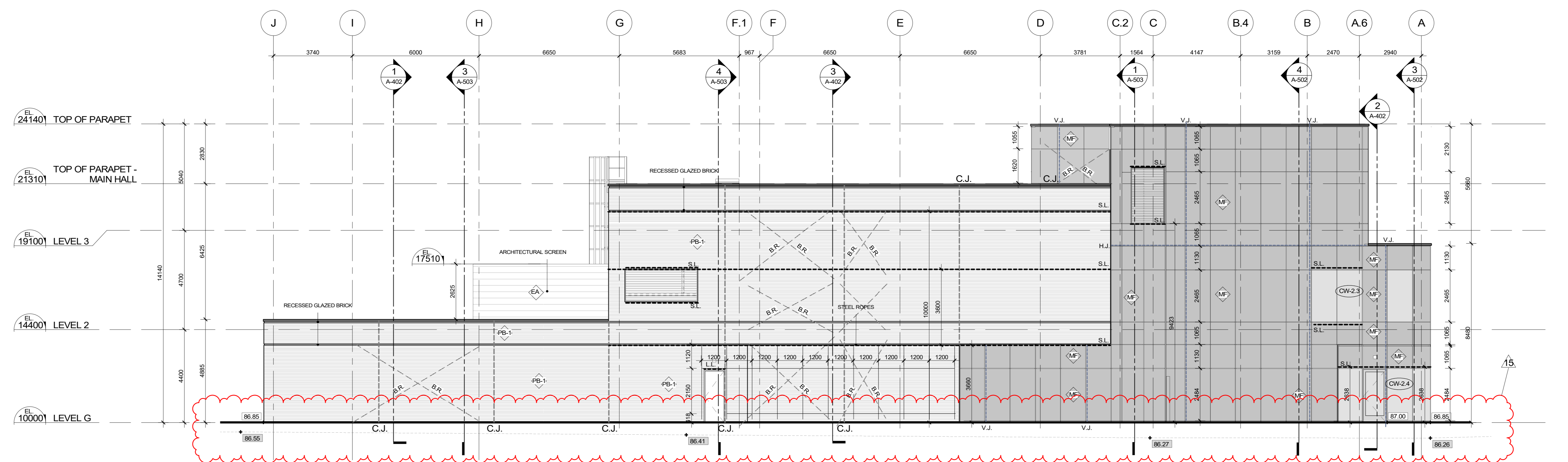
2025-05-20 3:20:51 PM

Notes

- Before the work is carried out, the contractor must check the dimensions and conditions of the site and immediately notify the architect of any situations that do not comply with the plans and specifications.
- Never take measurements to scale on the drawings.
- This drawing can be used for construction only and only if it has been "Issued for construction".



3 EAST ELEVATION - COURTYARD
A-302 1:100




2 EAST ELEVATION
A-302 1:100



1 SOUTH ELEVATION
A-302 1:100

15	ISSUED FOR PERMIT R1	2025-05-15
14	ISSUED FOR CONSTRUCTION	2025-04-10
13	ISSUED FOR PERMIT	2025-03-26
12	ADDENDA A-05	2025-02-25
8	ADDENDA A-01	2025-01-24
7	ISSUED FOR TENDER	2025-01-13
6	ISSUED FOR 100% REVISION 2	2024-12-20
5	Issued for 100% Revision 01	2022-10-28
4	Issued for 100%	2022-09-30
3	Issued for coordination - 99%	2022-09-02
2	ESTIMATION 99%	2022-08-22
1	Issued for coordination - 66%	2022-06-17



Architecture
PROVENCHER ROY
PROVENCHER ROY ASSOCIÉS ARCHITECTES INC. 1 813 886-8339
1500 rue de l'Église, Suite 400
OTTAWA, ONTARIO, CANADA K1N 9K1 T 613 883-8339
PROVENCHER.CA

Consultants
Structural
LEROUX + CYR
LEROUX + CYR
1300 boul. Henri-Évariste Est
MONTREAL, QUEBEC, CANADA, H3L 1B7
T 438-381-7773

Mechanical - Electrical - Plumbing
bouthillette parizeau
Bouthillette Parizeau
8550 av. de l'Épave/Bureau 200,
MONTREAL, QUEBEC, CANADA H2P 2P8
T 514 383-3747

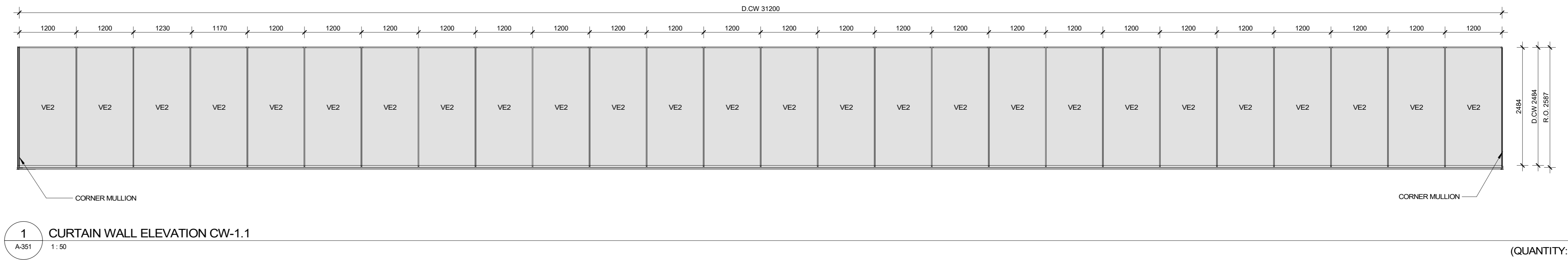
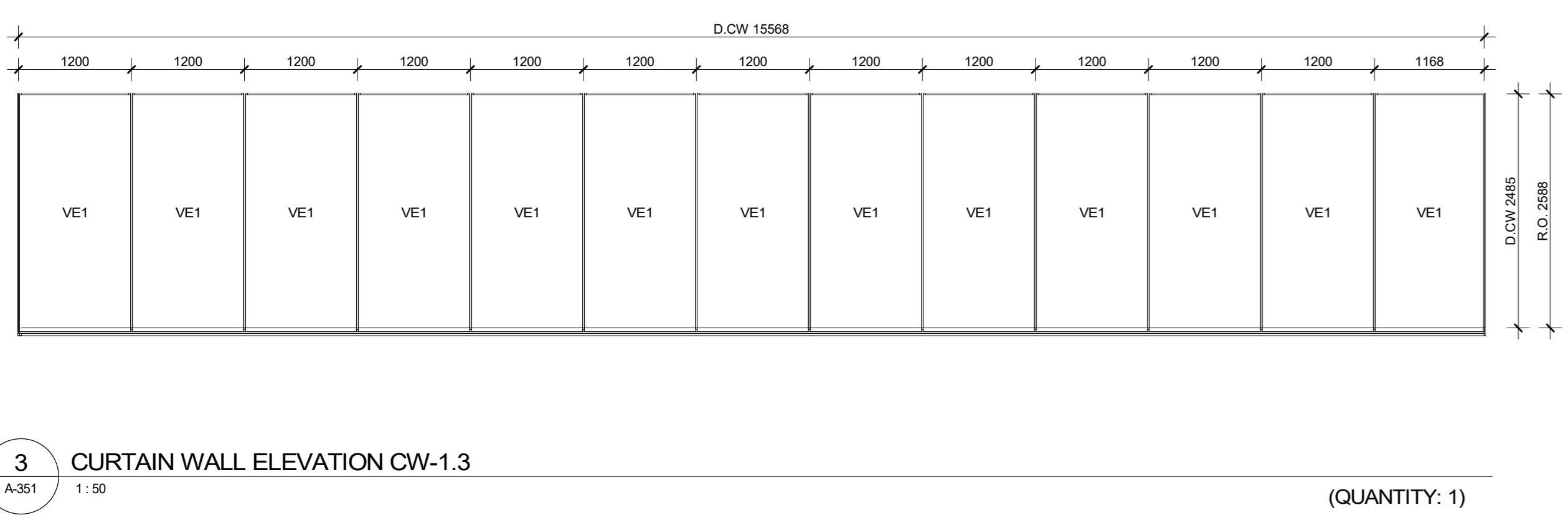
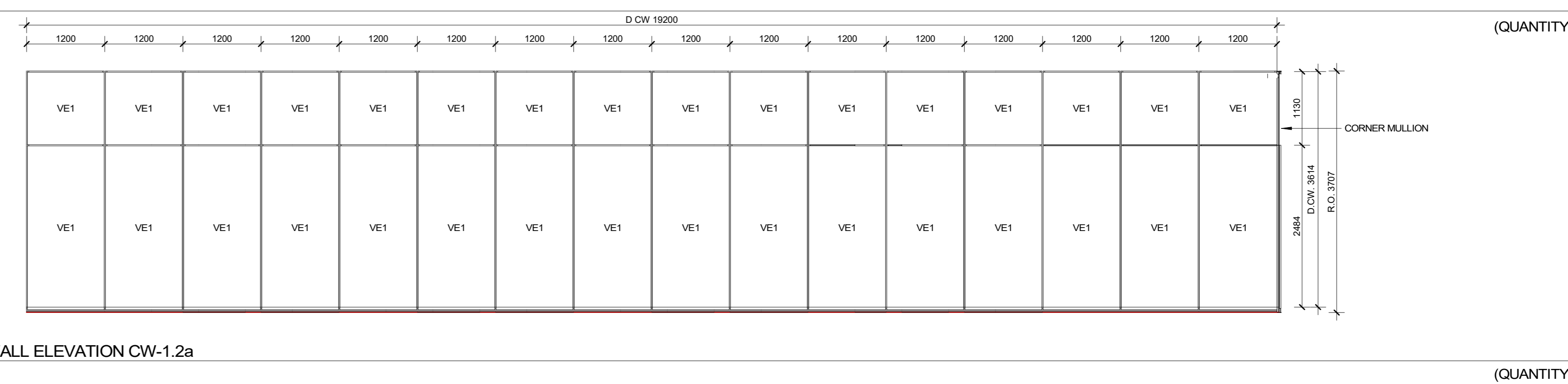

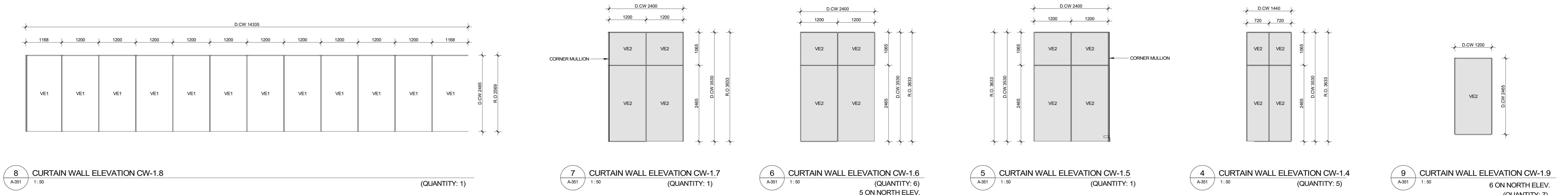
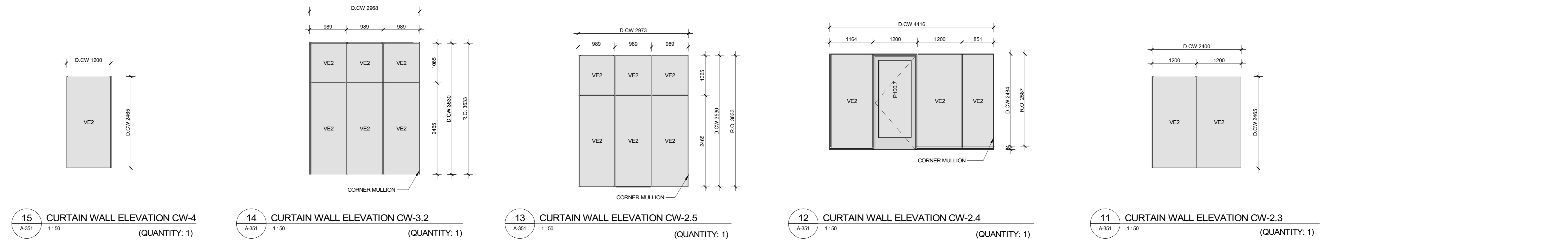
Civil
Jp2y Consultants Inc.
ENGINEERS - PLANNERS - PROJECT MANAGERS
Jp2y Consultants Inc.
1150 Morrison Drive, Suite 410
Orléans, Ontario, K2H 1S9
T 613 828-7800 C 613 220-6454

Landscape
Vlan
Vlan paysages
24, Avenue Mont-Royal O, Bureau 501
Montréal, Québec, Canada, H2T 2S2
T 514 572-9107

Theatre consultants
TRIZART ALLIANCE
Trizart alliance
5524 rue Saint-Patrick, Bureau 505
Montréal, Québec, Canada, H4E 1A8
T 514 343-7473

Drawing
ELEVATIONS - SOUTH & EAST

Scale	1:100	Drawn by	JGR
Date	2025-05-15	Approved by	JLA
Project number	210462	Drawing number	A-302
		Revision	15



Revision	Description	Date
15	ISSUED FOR PERMIT R1	2025-05-15
14	ISSUED FOR CONSTRUCTION	2025-04-10
13	ISSUED FOR PERMIT	2025-03-26
7	ISSUED FOR TENDER	2025-01-13
6	ISSUED FOR 100% REVISION 2	2024-12-20
5	Issued for 100% Revision 01	2022-10-28
4	Issued for 100%	2022-09-30
3	Issued for coordination - 99%	2022-09-02
2	ESTIMATION 99%	2022-08-22

Seal

Architecture
PROVENCHER ROY
 PROVENCHER ROY ASSOCIÉS ARCHITECTES INC.
 41 rue Clarence, Suite 400
 OTTAWA, ONTARIO, CANADA K1W 9K1
 T 613 686-6339
 F 613 686-6330
 PROVENCHER@PROV-ROY.COM

Consultants
 Structural
LEROUX + CYR
 LEROUX + CYR
 1300 boul. Henri-Bourassa Est
 MONTRÉAL, QUÉBEC, CANADA, H3L 1B7
 T 438-381-7773

Mechanical - Electrical - Plumbing

 Bouthillette Parizeau
 8550 av. de l'Esplanade Bureau 200,
 MONTRÉAL, QUÉBEC, CANADA H2P 2P8
 T 514 383-3747

Civil

Jp2g Consultants Inc.
 ENGINEERS - PLANNERS - PROJECT MANAGERS
 Jp2g Consultants Inc.
 1150 Morrison Drive, Suite 410
 Ottawa, Ontario, K2H 8S9
 T 613 828-7800 C 613 220-6454

Landscape
Vlan
 Vlan paysages
 24, Avenue Mont-Royal O. Bureau 501
 Montréal, Québec, Canada, H2T 2S2
 T 514 572-9107

Theatre consultants

TRIZART ALLIANCE
 Trizart alliance
 5524 rue Saint-Patrick, Bureau 505
 Montréal, Québec, Canada, H4E 1A8
 T 514 843-7473

Drawing
CURTAIN WALL ELEVATIONS - NORTH & EAST

Scale	Drawn by	
1 : 50	JGR	
Date	Approved by	
2025-05-15	JLA	
Project number	Drawing number	Revision
210462	A-351	15

CURTAIN WALL LEGEND:

VE1: TRIPLE GLAZING OF CURTAIN WALLS AND EXTERIOR WINDOWS - 45mm THICK IGI.

- 6mm CLEAR TEMPERED WITH LOWE SUPERNEUTRAL 68 POSITION 2
- 6mm CLEAR TEMPERED WITH LOWE POSITION 4
- 6mm CLEAR TEMPERED

VE2: TRIPLE GLAZING OF CURTAIN WALLS AND EXTERIOR WINDOWS - 45mm THICK IGI.

- 6mm GREY TEMPERED
- 6mm CLEAR TEMPERED WITH LOWE POSITION 3
- 6mm CLEAR TEMPERED WITH LOWE POSITION 5

VE4: MONOLITHIC GLASS FOR MF COMPOSITION - 6 mm THICK - OPAQUE

- (6 mm CLEAR TEMPERED WITH BLACK FILM POSITION 2)

VE5: DOUBLE GLAZING- IGI FOR DOORS

- 6mm GREY TEMPERED, BLACK DIGITAL PRINTING ON POSITION 2 AROUND FRAME.
- 6mm CLEAR TEMPERED WITH LOWE ON POSITION 3

VE6: DOUBLE GLAZING- IGI FOR DOORS

- 6mm CLEAR TEMPERED, BLACK DIGITAL PRINTING ON POSITION 2 AROUND FRAME.
- 6mm CLEAR TEMPERED WITH LOWE ON POSITION 3

VE1, VE2, VE4, AND VE6 WITH ANTI-BIRD PRELAISSUR ACID ECCH PATTERN AS-5462 ON SURFACE #1

INTERIOR CURTAIN WALL AND GUARDRAILS GLAZING

WI: 6mm MONOLITHIC CLEAR TEMPERED GLASS

W2: STC 45 RATED GLAZING PARTITION WALLS - 2 GLASS PANEES

- 10mm CLEAR TEMPERED GLASS
- 13mm LAMINATED GLASS THICK GLASS COMPOSED OF TWO 6mm CLEAR SEMI-TEMPERED GLASSES AND A 1.52 MM THICK INTERLAYER FILM

W3: ANTI-REFLECTIVE COATED GLASS

- 6mm CLEAR TEMPERED GLASS WITH ANTI-REFLECTIVE ON POSITION 1 - 1.52MM INTERLAYER FILM - 6mm CLEAR TEMPERED GLASS WITH ANTI-REFLECTIVE ON SIDE 4

W4: INTERIOR GUARD RAIL

- 8mm CLEAR TEMPERED GLASS - 1.52MM INTERLAYER FILM - 8mm TEMPERED GLASS

W5: LAMINATED GLASS FOR PIVOT DOOR

- 8mm CLEAR SEMI-TEMPERED GLASS - 1.52MM INTERLAYER FILM - 8mm SEMI-TEMPERED TEMPERED GLASS

W6: DRAFT STOP

- 6mm CLEAR TEMPERED GLASS - 1.52MM INTERLAYER FILM - 6mm TEMPERED GLASS

GLAZING ON DOORS

VI:

- 6 mm CLEAR TEMPERED

V2: DOUBLE GLAZING - IGI ON STC RATED DOORS

- 6 mm CLEAR TEMPERED
- 11 mm THICK LAMINATED GLASS COMPOSED OF TWO 5mm CLEAR SEMI-TEMPERED GLASSES AND A 0.76mm INTERLAYER FILM

VI: FIREPROOF GLASS

- CERAMIC GLASS, CLEAR MONOLITHIC/LAMELAR GLASS, 45 MINUTES FIRE RESISTANCE

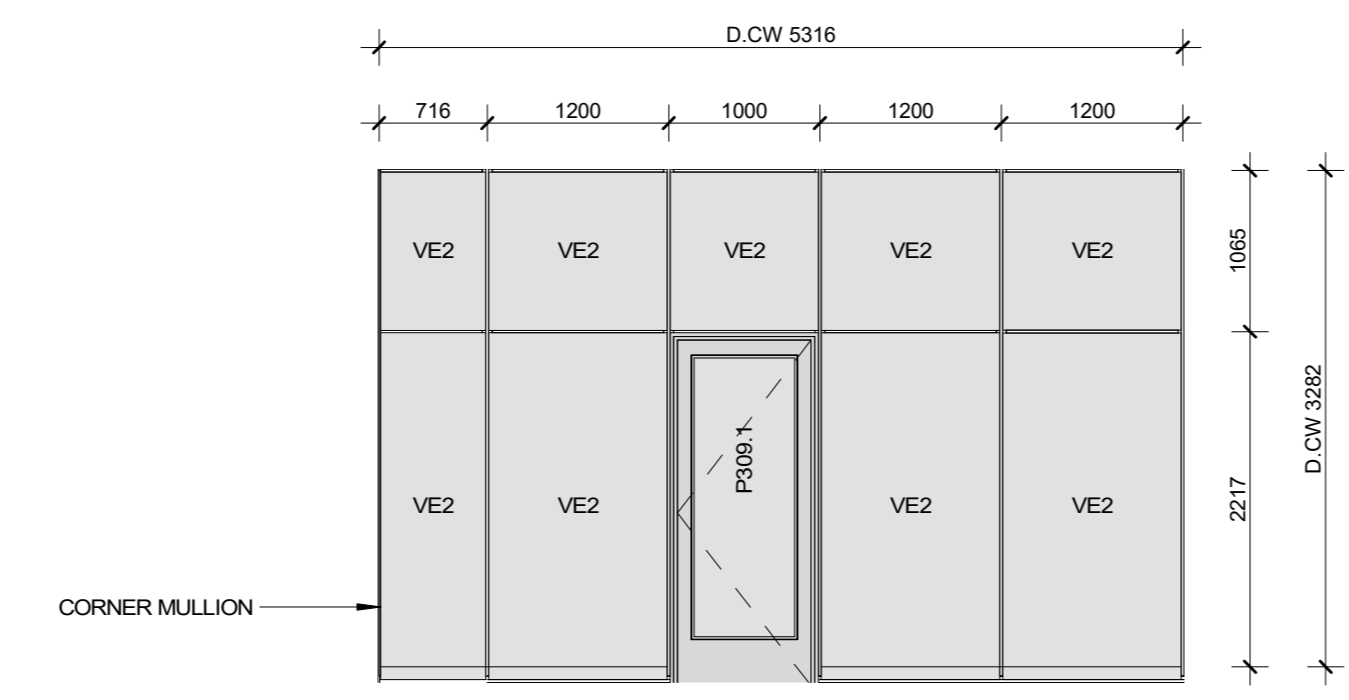
VE: STC 45 DOORS ON INTERIOR GLAZING PARTITION WALLS - 2 GLASS PANEES

- 8mm CLEAR TEMPERED GLASS
- 6mm CLEAR TEMPERED GLASS

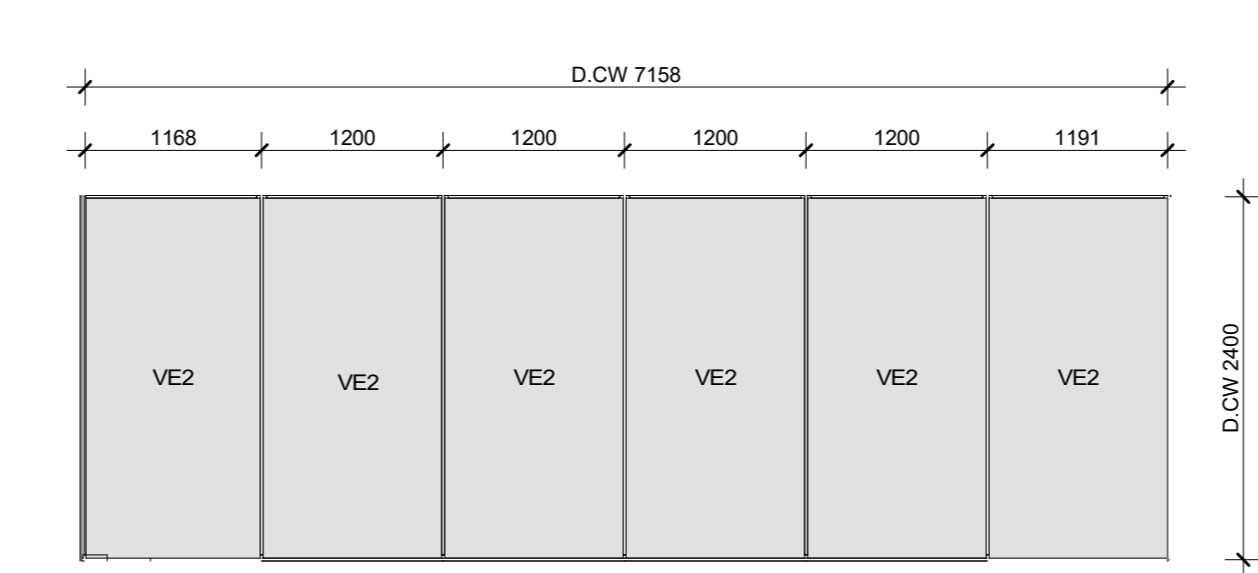
F: FIXED SECTION
OA: OPENING SECTION
OB: ROUGH OPENING
D.C.W: CURTAIN WALL SIZE

NOTES:

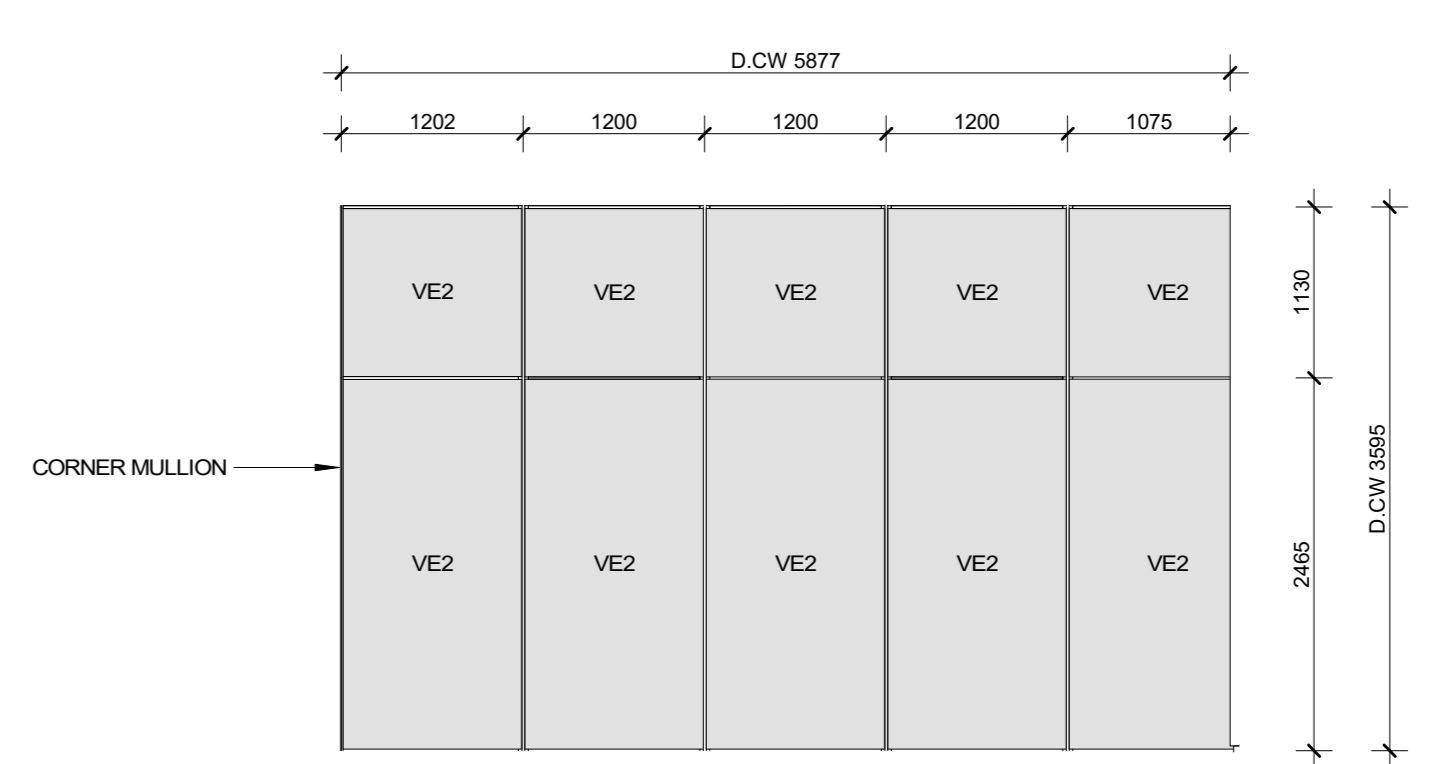
- ALL EXTERIOR MULLIONS 145MM STEKAR SYSTEM WITH SEALED JOINTS UNLESS OTHERWISE SPECIFIED.



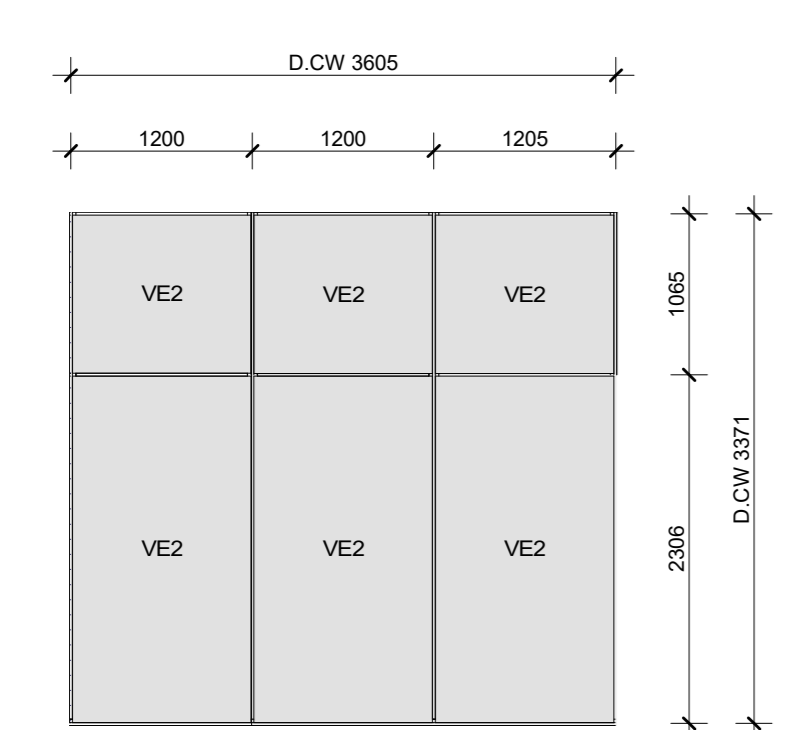
6 CURTAIN WALL ELEVATION CW-4.1
 A-352 1:50 QUANTITY: 1



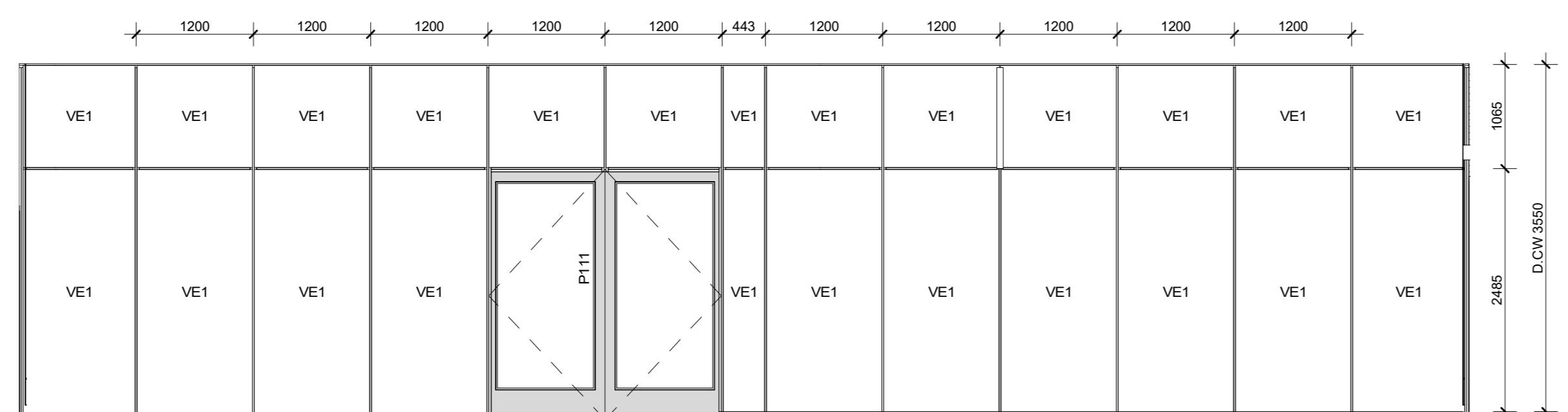
1 CURTAIN WALL ELEVATION CW-6.5
 A-352 1:50 QUANTITY: 1



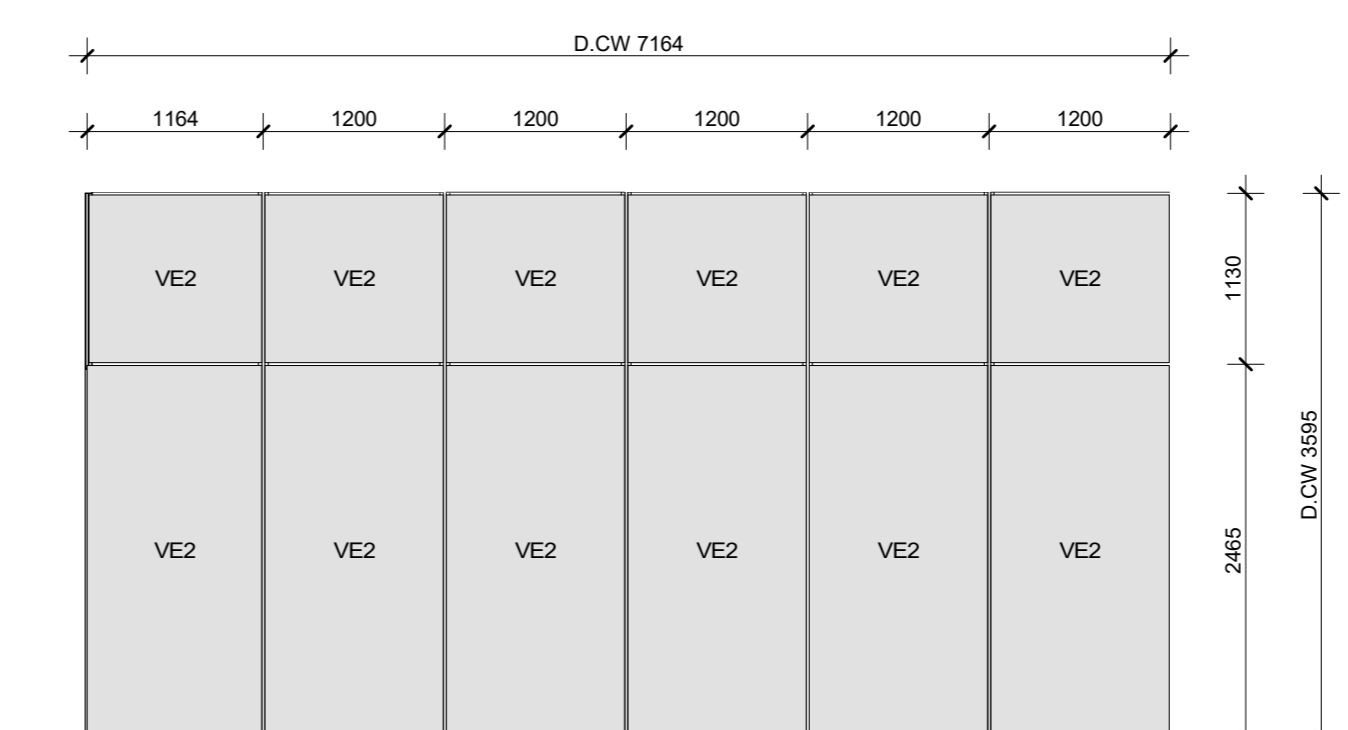
3 CURTAIN WALL ELEVATION CW-6.4
 A-352 1:50 QUANTITY: 1



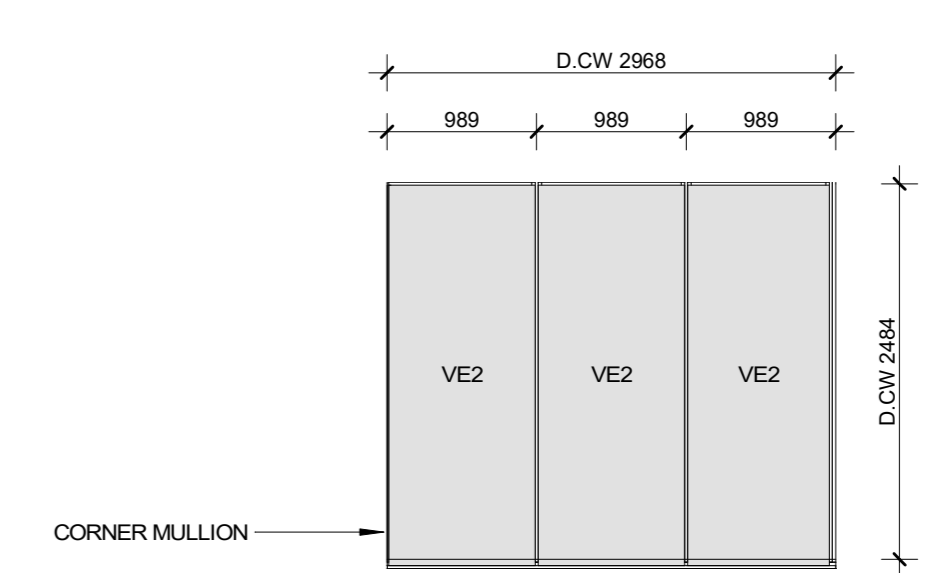
4 CURTAIN WALL ELEVATION CW-6.3
 A-352 1:50 QUANTITY: 2



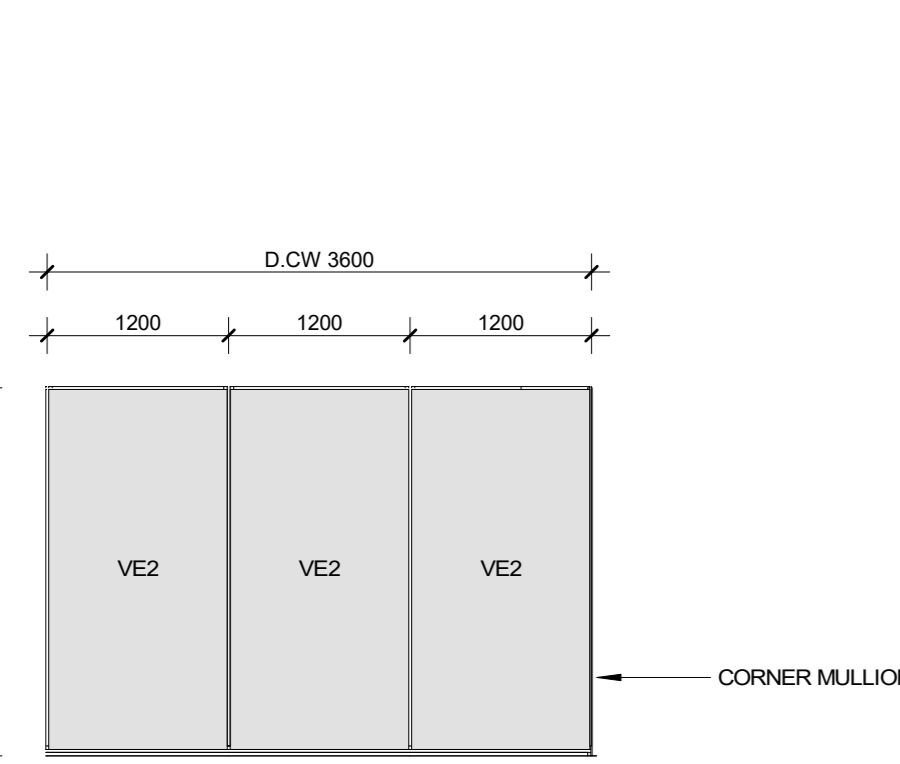
2 CURTAIN WALL ELEVATION CW-6.2
 A-352 1:50 QUANTITY: 1



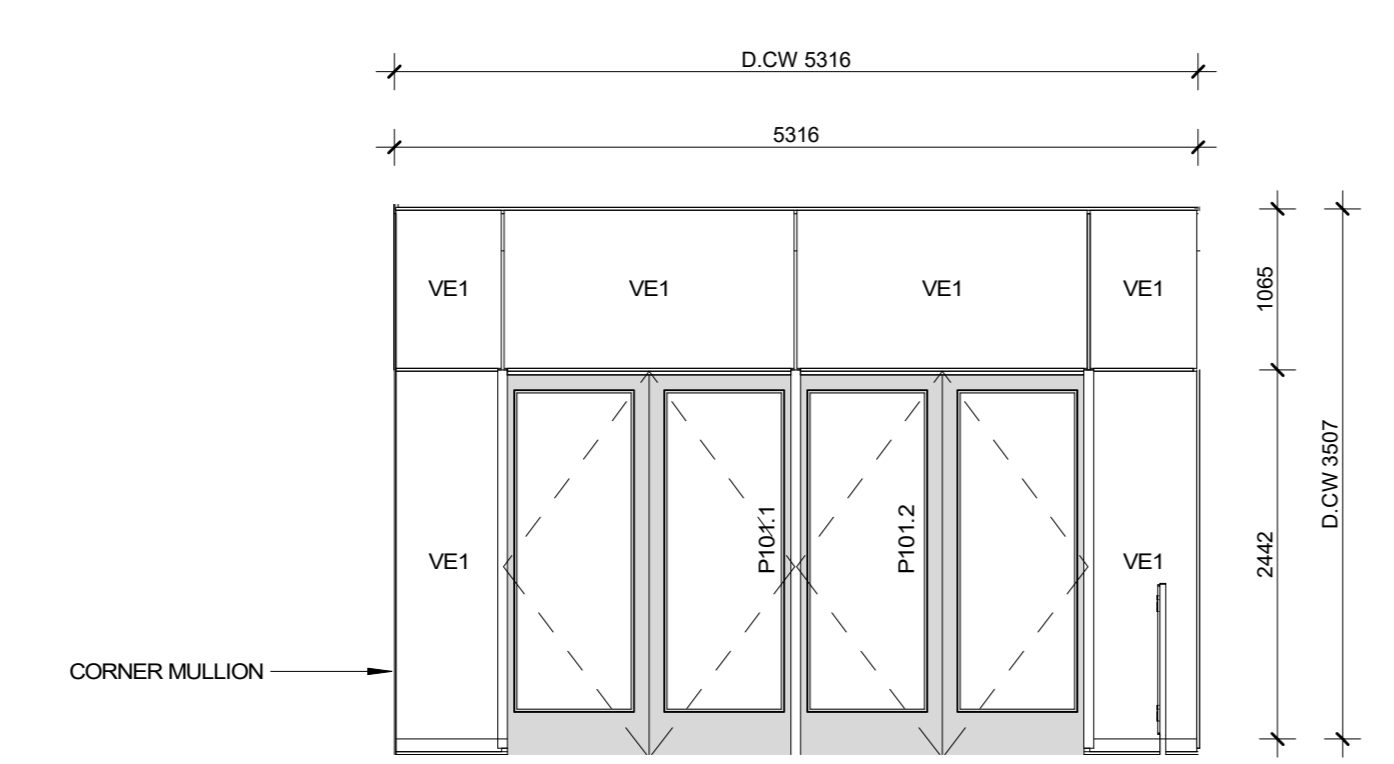
5 CURTAIN WALL ELEVATION CW-6.1
 A-352 1:50 QUANTITY: 2



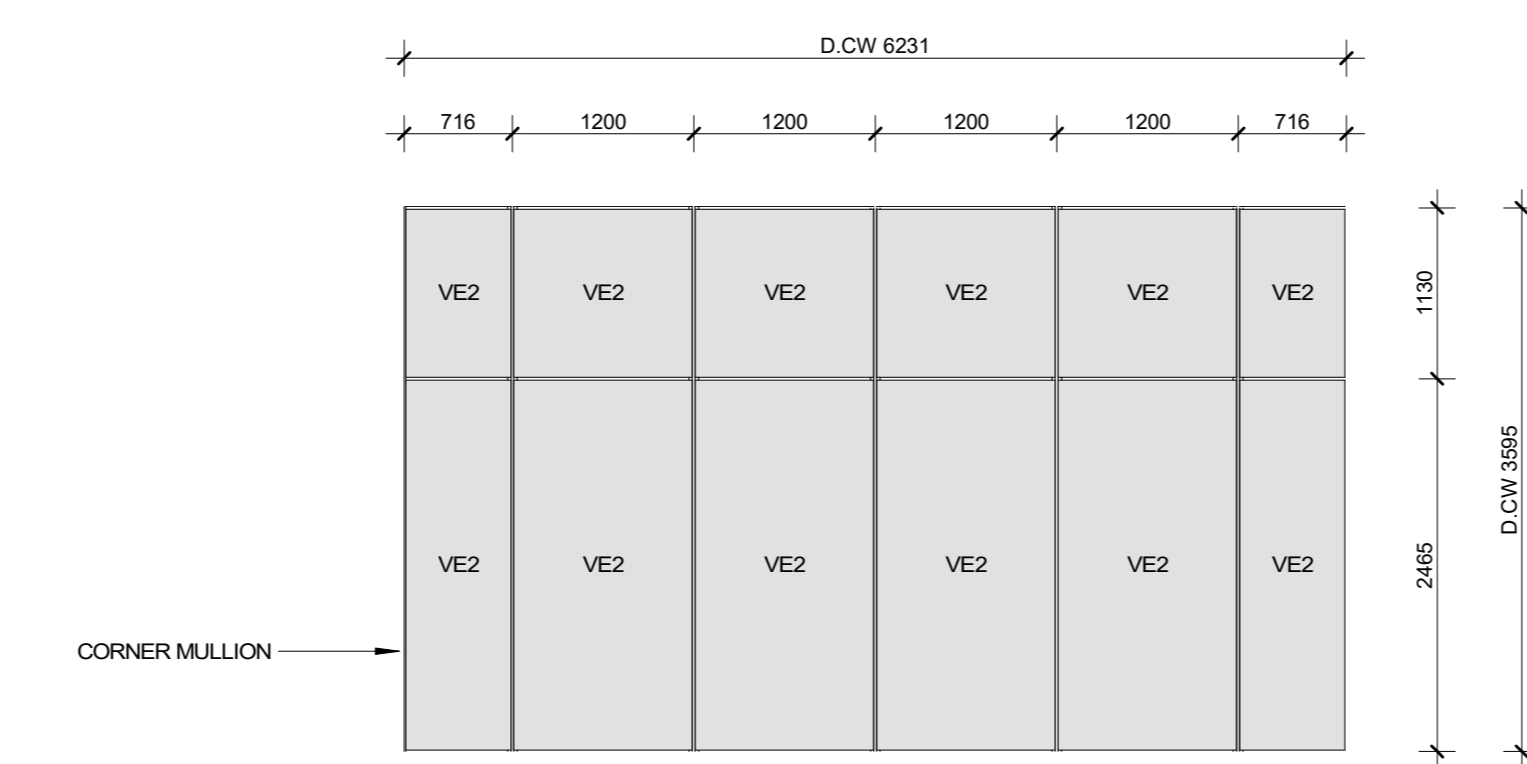
9 WEST CURTAIN WALL ELEVATION CW-5.2
 A-352 1:50 QUANTITY: 1



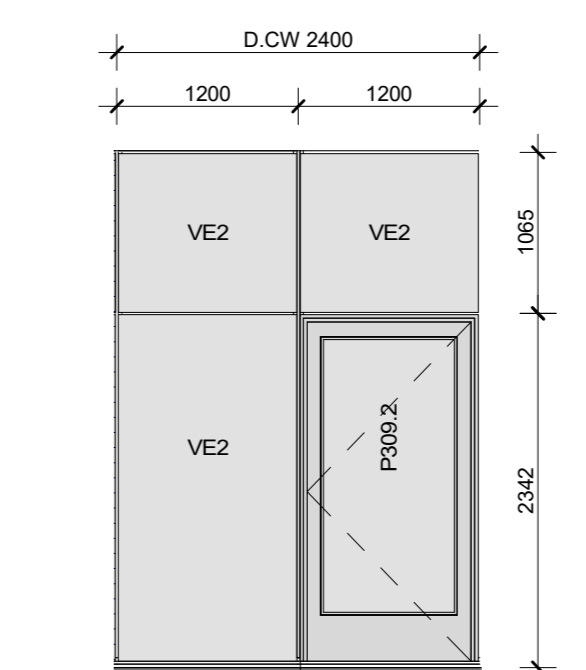
10 CURTAIN WALL ELEVATION CW-4.4
 A-352 1:50 QUANTITY: 1



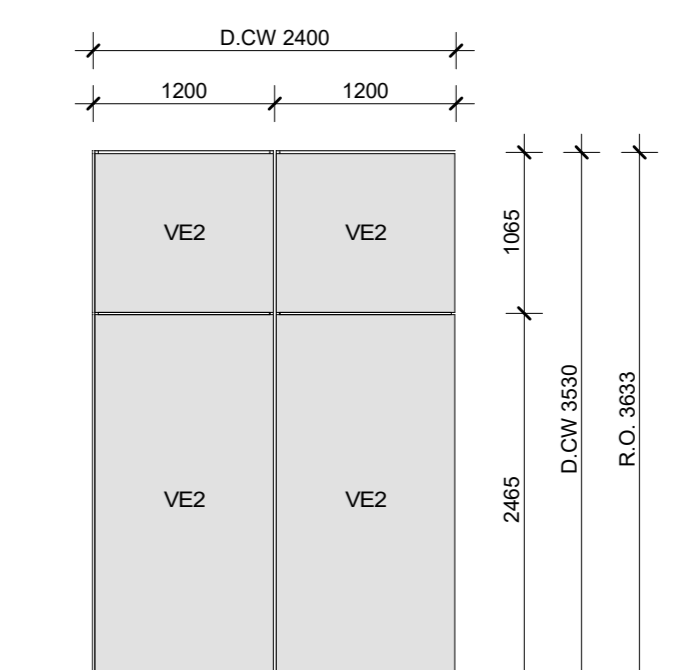
8 CURTAIN WALL ELEVATION CW-4.3
 A-352 1:50 QUANTITY: 1



7 CURTAIN WALL ELEVATION CW-4.2
 A-352 1:50 QUANTITY: 1



12 CURTAIN WALL ELEVATION CW-1.1.1
 A-352 1:50 (QUANTITY: 1)



11 CURTAIN WALL ELEVATION CW-1.6 SOUTH
 A-352 1:50 (QUANTITY: 6)
 5 ON NORTH ELEV.
 1 ON SOUTH ELEV.

Project
 Nouvel édifice du MFO / New MFO facility

MFO
 MOUVEMENT D'IMPLICATION
 FRANCOPHONE D'ORLÉANS

6800 rue Carrière
 Orléans, Ontario K1C 1J4
 Mouvement d'implication francophone d'Orléans

Key plan
 RUE CARRIÈRE / CARRIÈRE ST.

Notes

- Before the work is carried out, the contractor must check the dimensions and conditions of the site and immediately notify the architect of any situations that do not comply with the plans and specifications.
- Never take measurements to scale on the drawings.
- This drawing can be used for construction only and only if it has been "Issued for construction"

Revision	Description	Date
15	ISSUED FOR PERMIT R1	2025-05-15
14	ISSUED FOR CONSTRUCTION	2025-04-10
13	ISSUED FOR PERMIT	2025-03-26
7	ISSUED FOR TENDER	2025-01-13
6	ISSUED FOR 100% REVISION 2	2024-12-20
5	Issued for 100% Revision 01	2022-10-28
4	Issued for 100%	2022-09-30
3	Issued for coordination - 99%	2022-09-02
2	ESTIMATION 99%	2022-08-22

Seal

Architecture
PROVENCHER ROY
 PROVENCHER ROY ASSOCIÉS ARCHITECTES INC.
 41 rue Clarendon, Suite 400
 OTTAWA, ONTARIO, CANADA K1W 9K1
 T 613 686-6339
 F 613 686-6330
 PROVENCHER.CA

Consultants
 Structural
LEROUX + CYR
 LEROUX + CYR
 1330 boul. Henri-Elie/Boulevard Est
 MONTRÉAL, QUÉBEC, CANADA, H3L 1B7
 T 438-361-7773

Mechanical - Electrical - Plumbing

bouthilllette parizeau
 Bouthilllette Parizeau
 8550 av. de l'Esplanade Bureau 200,
 MONTRÉAL, QUÉBEC, CANADA H2P 2P8
 T 514 353-3747

Civil

Jp2g Consultants Inc.
 ENGINEERS - PLANNERS - PROJECT MANAGERS
 Jp2g Consultants Inc.
 1150 Morrison Drive, Suite 410
 Orléans, Ontario, K2H 8S9
 T 613 828-7800 C 613 220-6454

Landscape
Vlan
 Vlan paysages
 24, Avenue Mont-Royal O, Bureau 501
 Montréal, Québec, Canada, H2T 2S2
 T 514 572-9107

Theatre consultants

TRIZART ALLIANCE
 Trizart alliance
 5524 rue Saint-Patrick, Bureau 505
 Montréal, Québec, Canada, H4E 1A8
 T 514 843-7473

Drawing
CURTAIN WALL ELEVATIONS - SOUTH & WEST

Scale	Comme indiqué	Drawn by	JGR
Date	2025-05-15	Approved by	JLA
Project number	210462	Drawing number	A-352
		Revision	15