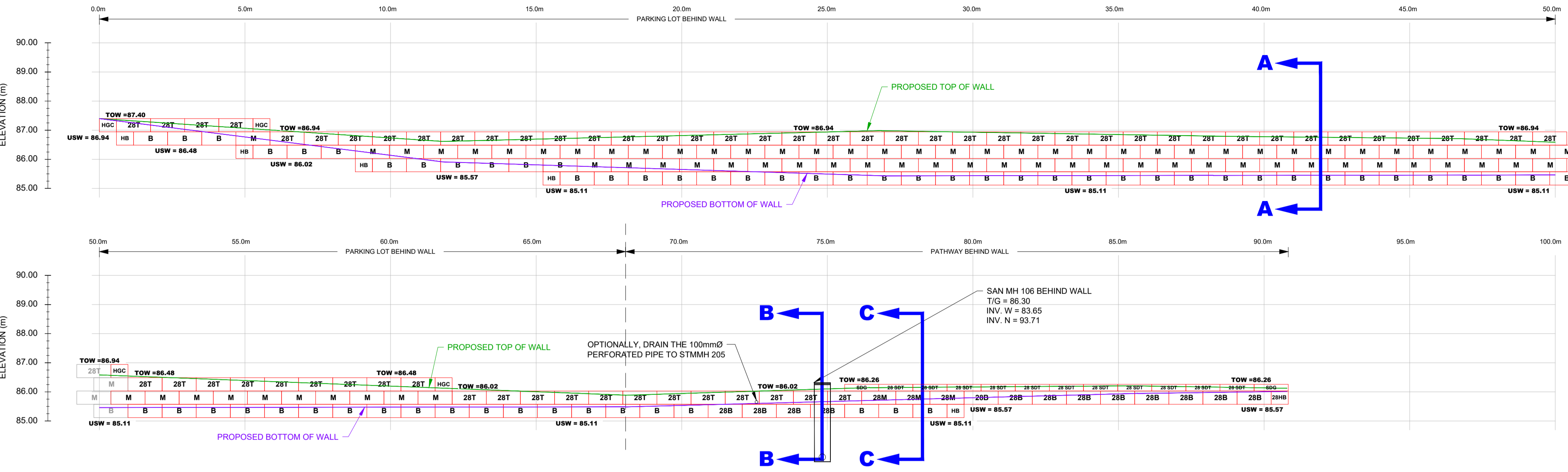


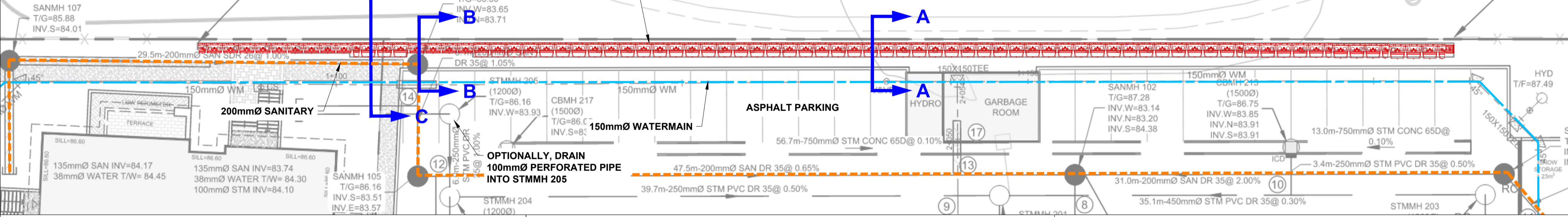
PROFILE VIEW (RR1):

SCALE 1:100



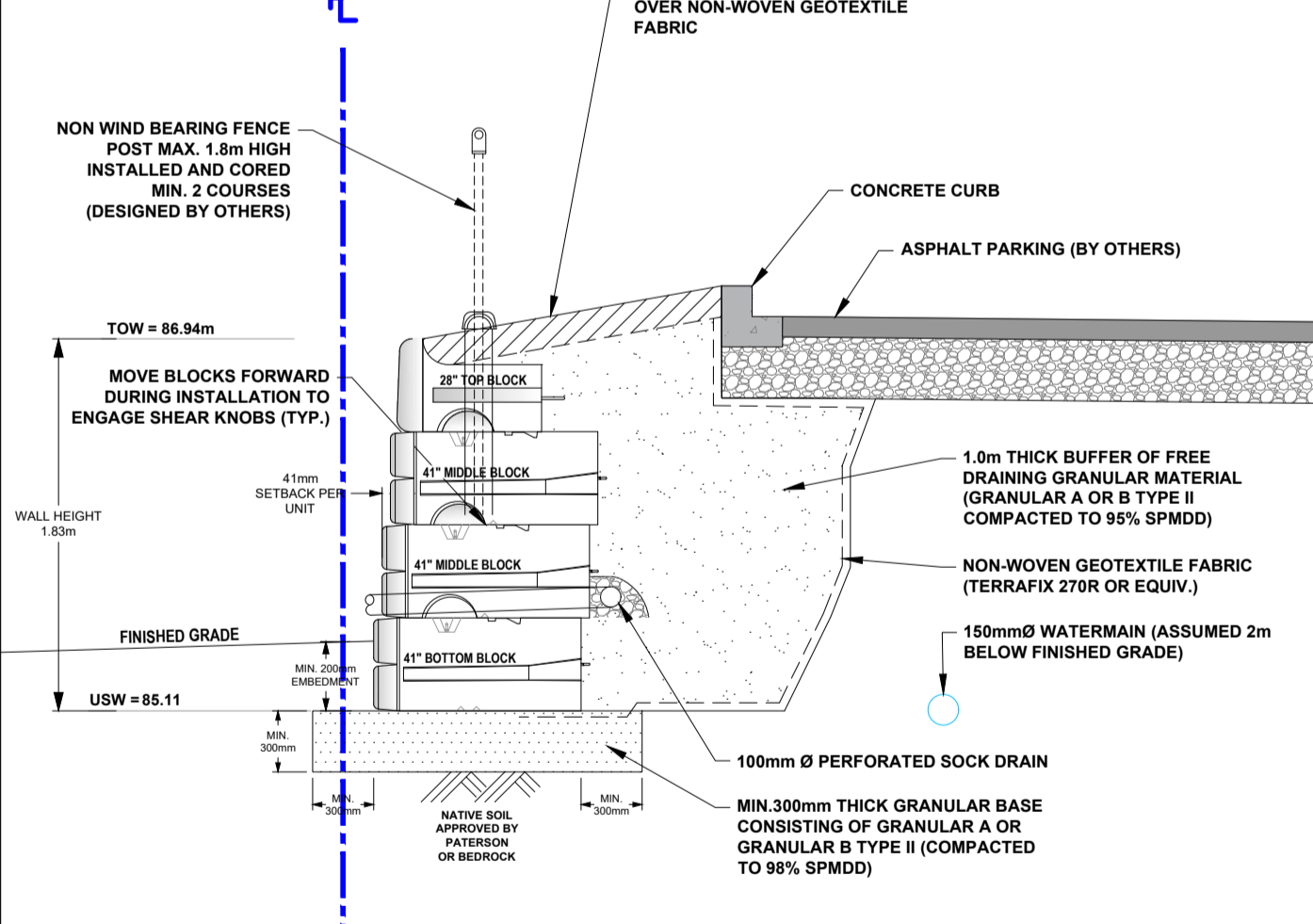
PLAN VIEW (RR1):

SCALE 1:200



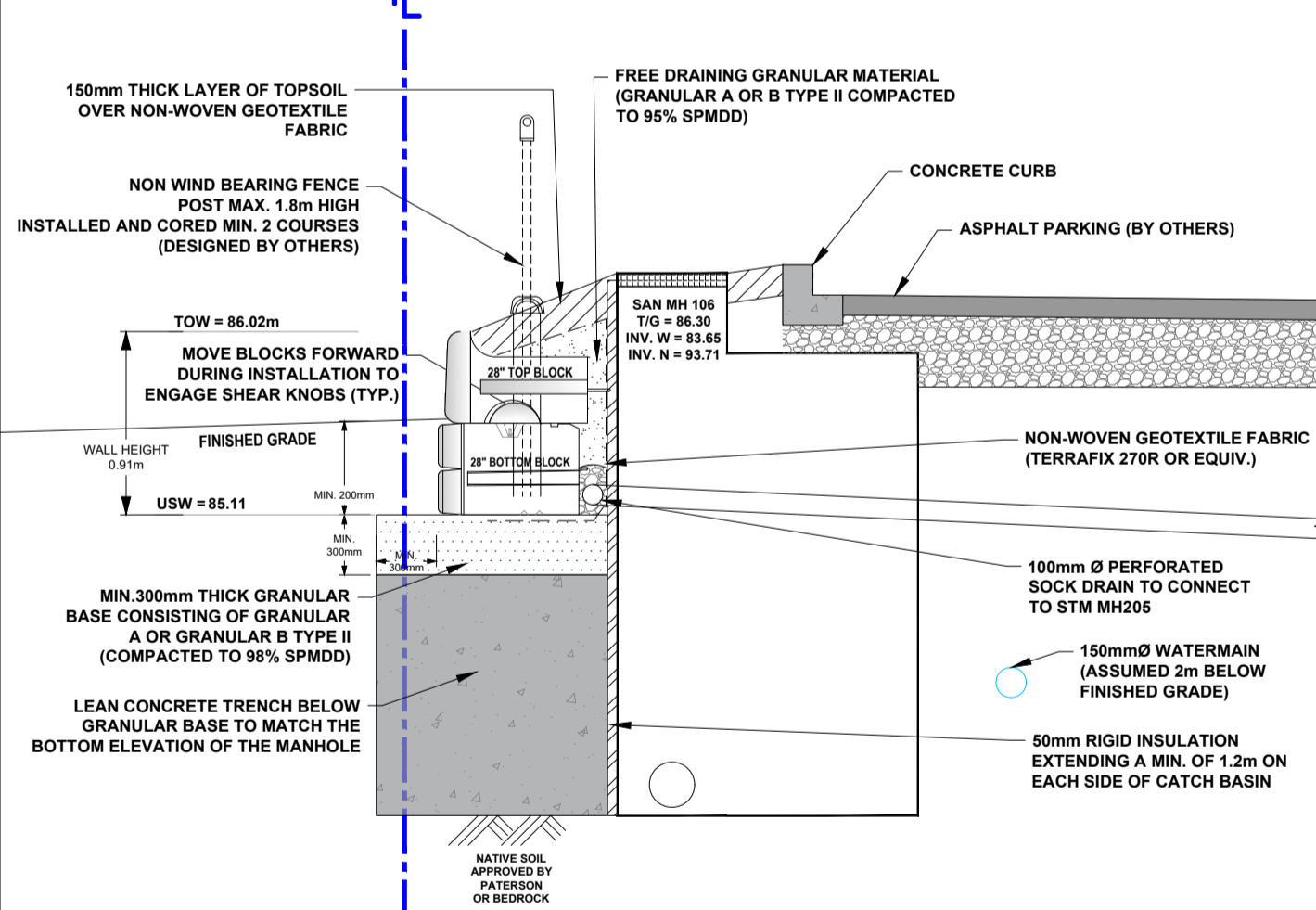
CROSS SECTION A-A:

SCALE 1:35



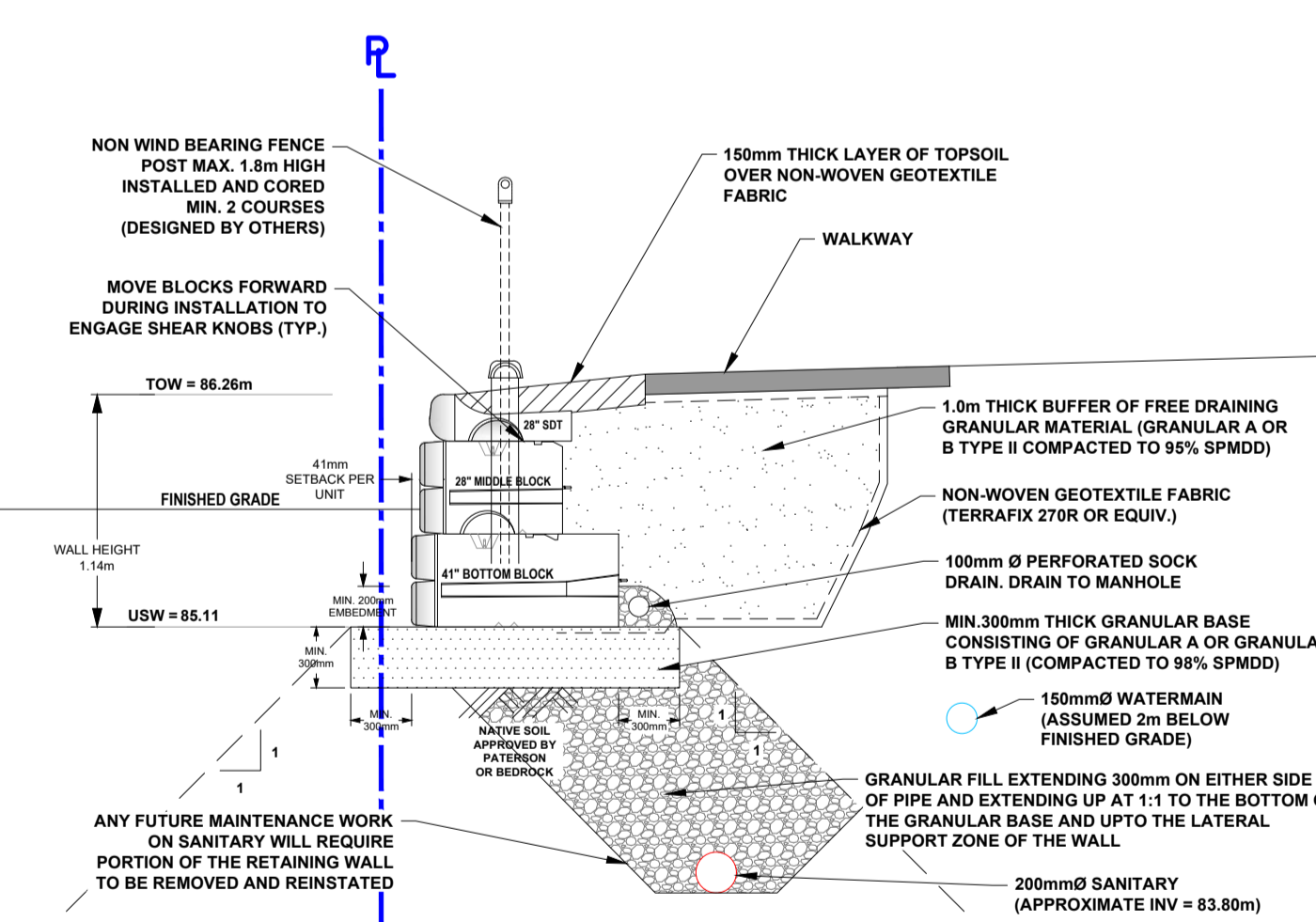
CROSS SECTION B-B:

SCALE 1:35



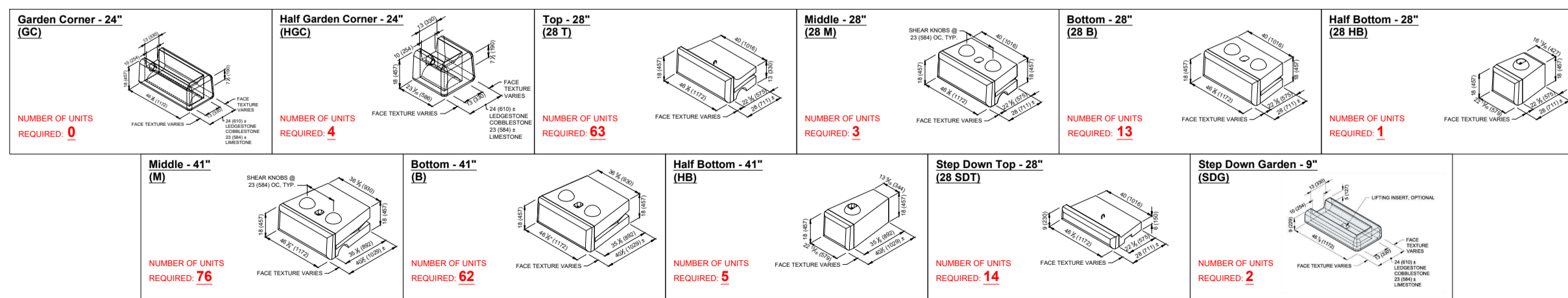
CROSS SECTION C-C:

SCALE 1:35



BLOCK COUNT:

N.T.S.



SEAN MOORE MCIP, RPP
MANAGER, DEVELOPMENT REVIEW - WEST
PLANNING, INFRASTRUCTURE & ECONOMIC
DEVELOPMENT DEPARTMENT, CITY OF OTTAWA

NOTES:

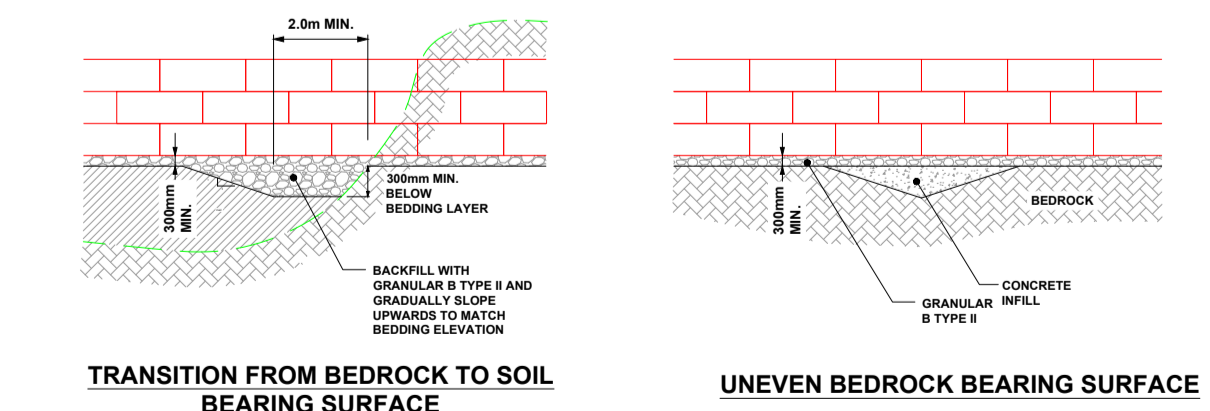
- THE CONTRACTOR IS SOLELY RESPONSIBLE FOR UTILITY CLEARANCES AND CONSTRUCTION SITE SAFETY. PATERSON GROUP SHALL NOT BE RESPONSIBLE FOR MEANS OR METHODS OF CONSTRUCTION OR FOR SAFETY OF WORKERS OR OF THE PUBLIC.
- THIS DESIGN IS BASED ON THE FOLLOWING SOIL PROPERTIES:

PROPERTY	RETAINED FILL	FOUNDATION MEDIUM 1	FOUNDATION MEDIUM 2
SOIL TYPE	GRANULAR B TYPE II	SILTY CLAY	GLACIAL TILL
FRICITION ANGLE - ϕ	36°	30°	38°
UNIT WEIGHT - γ	22 kN/m ³	19 kN/m ³	19 kN/m ³
COHESION - C	0 kPa	0 kPa	0 kPa
- MATERIAL PROPERTIES ARE BASED ON SITE EVALUATION BY PATERSON GROUP AND DISCUSSIONS WITH CONTRACTOR. SEISMIC LOADING WAS EVALUATED ACCORDING TO THE CURRENT CHBDC WITH A PEAK GROUND ACCELERATION VALUE OF 0.325.
- THE DESIGN ELEVATIONS USED WERE BASED ON A GRADING PLAN PROVIDED BY NOVATECH, PROJECT No. 122144, REVISION No. 5. THE WALL BASE DESIGN ASSUMES A BEARING RESISTANCE AT SLS OF 150 kPa. PATERSON GROUP ENGINEER SHOULD OBSERVE THE BEARING CONDITIONS AND ADJUST THE THICKNESS OF THE GRANULAR BASE TO ACCOMMODATE THE SITE CONDITIONS, IF NECESSARY.
- THE DESIGN HAS BEEN REVIEWED FOR THE STABILITY OF THE PRECAST MODULAR RETAINING WALL SYSTEM AND GLOBAL STABILITY WITH A FACTOR OF SAFETY OF 1.5 FOR STATIC CONDITIONS AND 1.1 UNDER SEISMIC CONDITIONS. WALL GEOMETRY AND GRADE ELEVATIONS ABOVE AND BELOW THE WALL SHOULD CONFORM WITH THE GRADING PLAN PROVIDED HERE IN. IF ACTUAL SITE GRADES VARY SIGNIFICANTLY FROM THOSE SHOWN OR IF THE BACK SLOPE DOES NOT CONFORM, INSTALLATION SHALL NOT PROCEED UNTIL THE DESIGN IS VERIFIED OR MODIFIED IN THE APPLICABLE AREA.
- PRECAST UNITS SHALL BE REDI-ROCK RETAINING WALL UNITS MANUFACTURED UNDER LICENSE FROM REDI-ROCK.
- THE WALL BASE FOR THE WALL SHALL CONSIST OF A MIN. 300mm THICK OPSS GRANULAR A COMPACTED TO MIN. 98% OF THE MATERIALS SPMD AND TESTED BY PATERSON GROUP GEOTECHNICAL PERSONNEL AT THE TIME OF CONSTRUCTION. SURFACE OF GRANULAR BASE MAY BE DRESSED WITH FINER AGGREGATE TO AID LEVELING. ENSURE GRADATION OF DRESSING MATERIAL IS SUCH AS TO PRECLUDE LOSS OF FINES INTO BASE. THE THICKNESS OF DRESSING LAYER SHOULD NOT EXCEED 3 TIMES THE MAXIMUM PARTICLE SIZE USED.
- WALL IS DESIGNED WITH A MIN. 200mm TOE EMBEDMENT WITH A MIN. HORIZONTAL LEDGE WITH A GRANULAR BEDDING LAYER EXTENDING A MIN. 300mm BEYOND THE FACE AND HEEL OF THE BASE BLOCK
- INSTALL 100mm DIAMETER PERFORATED PIPE WRAPPED WITH A GEOSOCK DRAIN BEHIND HEEL OR UNDER THE WALL. PROVIDE CLEAR STONE SURROUND TO PROTECT PIPE FROM LOGGING AND DAMAGE. PROVIDE OUTLETS THROUGH WALL, NO FURTHER APART THAN 10.0m ON CENTRES. THE DRAINAGE PIPE SHOULD BE CONNECTED TO A POSITIVE OUTLET ON BOTH ENDS OF THE RETAINING WALL SUCH AS AN EXISTING DITCH OR CATCH BASIN.
- THE CONDITIONS WILL BE EVALUATED BY THE GEOTECHNICAL ENGINEER DURING PREPARATION FOR WALL CONSTRUCTION IN EACH AREA. WHERE GRANULAR BEDDING WILL NOT BE SUFFICIENT THE USE OF CONCRETE BEDDING MAY BE REQUIRED.
- ALIGNMENT OF THE BOTTOM WALL UNIT COURSE SHOULD BE PLANNED TO CONSIDER THAT A NOMINAL 41mm AUTOMATIC SETBACK WILL OCCUR WITH EACH 0.46m INCREMENT OF HEIGHT.
- BACKFILL MATERIAL SHALL BE APPROVED BY THE SITE GEOTECHNICAL ENGINEER PRIOR TO USE AND SHOULD CONSIST OF OPSS GRANULAR A OR B TYPE II FOLLOWED BY SUITABLE BACKFILL MATERIAL. ALL FILL WITHIN A 1H:1V ZONE UP AND BACK FROM THE HEEL SHOULD ALSO BE COMPACTED. BACKFILL SHALL BE PLACED IN MAXIMUM 300mm LOOSE LIFTS AND COMPACTED TO A MINIMUM OF 95% OF SPMD. MOISTURE CONTENT SHOULD BE CONTROLLED AND MAINTAINED WITHIN -3 TO +4 PERCENT OF OPTIMUM.
- MAINTAIN TEMPORARY GRADES TO DIVERT SURFACE WATER AWAY FROM THE RETAINING WALL EXCAVATION. SLOPE FINAL BACKFILL TO PROVIDE POSITIVE DRAINAGE AND TO ELIMINATE PONDING.
- BACKSLOPE SHOULD BE CUT BACK TO A MINIMUM OF 2H:1V TO 3H:1V TO MAINTAIN A LONG TERM SAFE SLOPE BEHIND THE RETAINING WALL. IT SHOULD BE NOTED THAT WHERE TREES ARE PRESENT WITHIN THE TOP OF SLOPE, A MINIMUM 1.0m SET BACK IS REQUIRED FOR EXCAVATION FROM THE EDGE OF THE TREE LINE WHERE PRESENT.
- EXCAVATION SIDE SLOPES SHOULD BE PROTECTED TEMPORARILY DURING CONSTRUCTION FROM PRECIPITATION EVENTS BY PLACEMENT OF TARPS.
- ALL RETAINING WALL RELATED INSPECTIONS (BEARING SURFACE, COMPACTION, BLOCK INSTALLATION, ETC.) MUST BE COMPLETED BY PATERSON GROUP. ONCE THE WALL CONSTRUCTION IS COMPLETED AND REVIEWED BY PATERSON DURING CONSTRUCTION, A CERTIFICATE LETTER WILL BE ISSUED BY PATERSON GROUP.
- ANY CUTTING OF BLOCKS TO SUIT SITE CONDITIONS OR WALL DESIGN WILL BE RESPONSIBILITY OF THE CONTRACTOR.
- IF WINTER CONSTRUCTION IS CONSIDERED, HEAT MUST BE MAINTAINED WHEN THE BASE IS EXPOSED. THE WALL BASE MUST COVERED WITH HIGH GRADE INSULATION TARPS TO MAINTAIN HEAT AND PROTECT THE BASE FROM POTENTIAL FROST HEAVE. ONCE THE BASE IS BACKFILLED, THE TOP OF THE WALL MUST BE COVERED WITH INSULATION TARPS OVERNIGHT UNTIL THE WALL CONSTRUCTION IS COMPLETED. ADDITIONAL INSPECTIONS WILL BE REQUIRED DURING WINTER CONSTRUCTION TO ENSURE THE WALL CONSTRUCTION IS IN GENERAL CONFORMANCE WITH PATERSON'S RECOMMENDATIONS.
- LEVELING OF THE BASE COURSE BLOCKS IS CRITICAL TO PROPER CONSTRUCTION OF THE WALL. THE USE OF SHIMS TO LEVEL THE BLOCKS IS NOT PERMITTED UNLESS REVIEWED ON SITE PRIOR TO THEIR USE. SHOULD SHIMS BE APPROVED FOR USE BY PATERSON, THE SPECIFICATIONS AND DETAILS OF THE SHIMS USED TO SUPPORT THE BLOCKS SHOULD BE PROVIDED TO PATERSON'S DESIGNER TO CONFIRM THAT NO LONG-TERM ISSUES MAY OCCUR AS A RESULT OF THE USE OF NON-SUITABLE SHIMS IN RELATION TO THE LOAD EXPECTED FROM THE BLOCKS ABOVE.
- THE CONTRACTOR SHOULD REFER TO THE INSTALLATION MANUAL PROVIDED FOR THE RETAINING WALL BLOCK TYPE PROVIDED HEREIN FOR ADDITIONAL DETAILS ON ACCEPTABLE INSTALLATION PRACTICES.

ISSUED FOR REVIEW

DETAIL 1 - BEARING SURFACE TRANSITION:

N.T.S.



APPROVED
By Sean Moore at 8:22 pm, Jan 21, 2026

PATERSON GROUP

9 AURIGA DRIVE
OTTAWA, ON
K2E 7T9
TEL: (613) 226-7381

FORTIER
MEMBRE DU GROUPE RIVERIN

REDI-ROCK

THIS DRAWING IS THE PROPERTY OF THE PATERSON GROUP ENTITY IDENTIFIED IN THE TITLE BLOCK AND MAY NOT BE REUSED OR ALTERED IN WHOLE OR IN PART WITHOUT THE EXPRESS WRITTEN PERMISSION OF SAME

NO.	REVISIONS	DATE	INITIAL
2	AS PER CLIENT REQUEST	13/11/2025	JV
1	AS PER CLIENT REQUEST	17/10/2025	JV

UNIFORM URBAN DEVELOPMENT

PROPOSED RETAINING WALL
1075 MARCH ROAD - BLOCK 305 & 307

OTTAWA, ONTARIO

REDI-ROCK RETAINING WALL DESIGN

Stamp: **LICENSÉ PROFESSIONNEL ENGINEER**
13/11/2025
J. R. VILLENEUVE
100504344
PROVINCE OF ONTARIO

Stamp: **LICENSÉ PROFESSIONNEL ENGINEER**
13/11/2025
J. R. VILLENEUVE
100504344
PROVINCE OF ONTARIO

Scale:	AS SHOWN	File No.:	PG6613
Drawn by:	MLB	Drawing No.:	PG6613-1
Checked by:	JV	Date:	09/2025
Approved by:	JV	Revision No.:	2