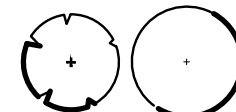



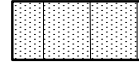
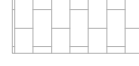



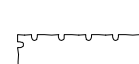
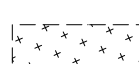




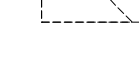

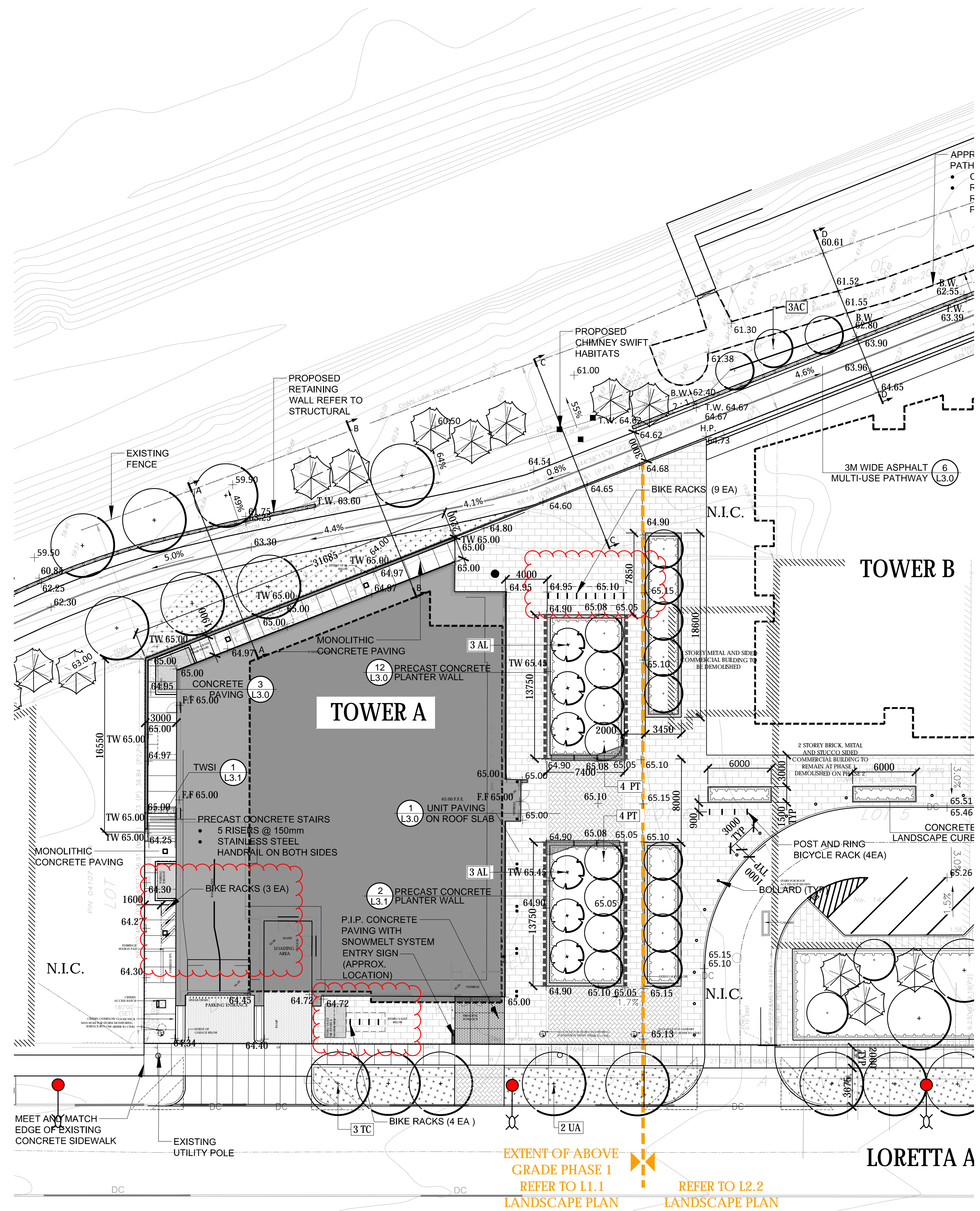


**LEGEND**

-  DECIDUOUS TREE
-  CONIFEROUS TREE
-  EXISTING CONIFEROUS TREE
-  CONCRETE PAVING
-  CONCRETE PAVING WITH SNOWMELT SYSTEM
-  UNIT PAVING TYPE 1
-  UNIT PAVING TYPE 2
-  UNIT PAVING TYPE 3
-  RETAINING WALL
-  PRECAST CONCRETE SEATING/PLANTER WALL
-  PLANTING BED
-  GRASS - SEED + 100 MM TOPSOIL
-  BIKE RACKS (16 units = 32 bike parking)
-  BENCH
-  TWSI
-  SIGHT LINES 3.0M-5.0M
-  GUARDRAIL H 1370 mm



*Andrew McCreight*

**ANDREW MCCREIGHT**  
**MANAGER, DEVELOPMENT REVIEW CENTRAL**  
**PLANNING, DEVELOPMENT & BUILDING SERVICES**  
**DEVELOPMENT DEPARTMENT, CITY OF OTTAWA**

**APPROVED**  
 By Andrew McCreight at 8:31 am, Feb 24, 2026

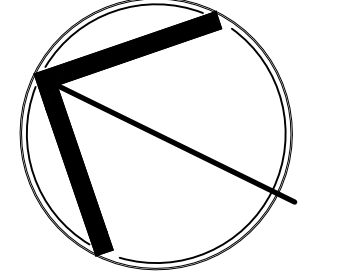
**GENERAL NOTES:**


1. All measurements in millimeters unless specified otherwise. Do not scale drawing. All drawings to be read in conjunction with written specifications.
2. Copyright reserved. This drawing is the exclusive property of CSW Landscape Architects Ltd. and shall not be used without the consent thereof.
3. This Drawing may not be used for construction until signed by the landscape architect. It is the responsibility of the contractor to:
  - check and verify all dimensions on site;
  - report all errors and/or omissions to the landscape architect;
  - comply with all pertinent codes and by-laws;
  - check and verify locations of all underground services with all local utilities prior to any digging.
4. Minimum soil volume required for trees:

Tree Type / Size	Single Tree Soil Volume (m3)	Multiple Tree Soil Volume (m3/tree)
Ornamental	15	9
Columnar	15	9
Small	20	12
Medium	25	15
Large	30	18
Conifer	25	15

No.	Revision	Date
13	RE-ISSUED FOR SPA	31 JAN 2025
12	RE-ISSUED FOR SPA	20 NOV 2024
11	RE-ISSUED FOR SPA	30 AUG 2024
10	RE-ISSUED FOR SPA	18 APR 2024
9	RE-ISSUED FOR SPA	21 AUG 2023
8	RE-ISSUED FOR SPA	22 FEB 2023
7	RE-ISSUED FOR SPA	15 SEP 2022
6	RE-ISSUED FOR SPA	1 MAR 2022
5	RE-ISSUED FOR SPA	17 DEC 2021
4	ISSUED FOR SPC	21 APR 2021
3	ISSUED FOR SPC	09 APR 2021
2	ISSUED FOR SPA / COORD.	17 OCT 2020
1	ISSUED FOR SPA / REZONING	08 AUG 2019

North: 

Stamp: 

**CSW**

Landscape Architecture  
 Urban Design  
 Site Planning  
 Recreation and Park Planning  
 Project Management

319 McRae Avenue, Suite 502, Ottawa, Ontario, K1Z 0B9  
 Tel: (613) 729-4536

 **CLV GROUP DEVELOPMENTS**

 **PBC GROUP**

Project:  
**951 Gladstone Avenue & 145 Loretta Avenue North**

OTTAWA, ONTARIO

Drawing:  
**LANDSCAPE PLAN PHASE 1**

Scale: 1:250	Date: July 2019
Design By: CM	Drawn By: AB
Project Number: 1987-01	Sheet Number: L1.1

Label Save: 2/25/2025 5:30:50 PM  
 File Location: Z:\Projects\1987-01 Gladstone And Loretta\Drawing\SPA Tower A\1987-01 Gladstone & Loretta (Landscape-Phase 1)\R9.dwg

D07-12-21-0053