


















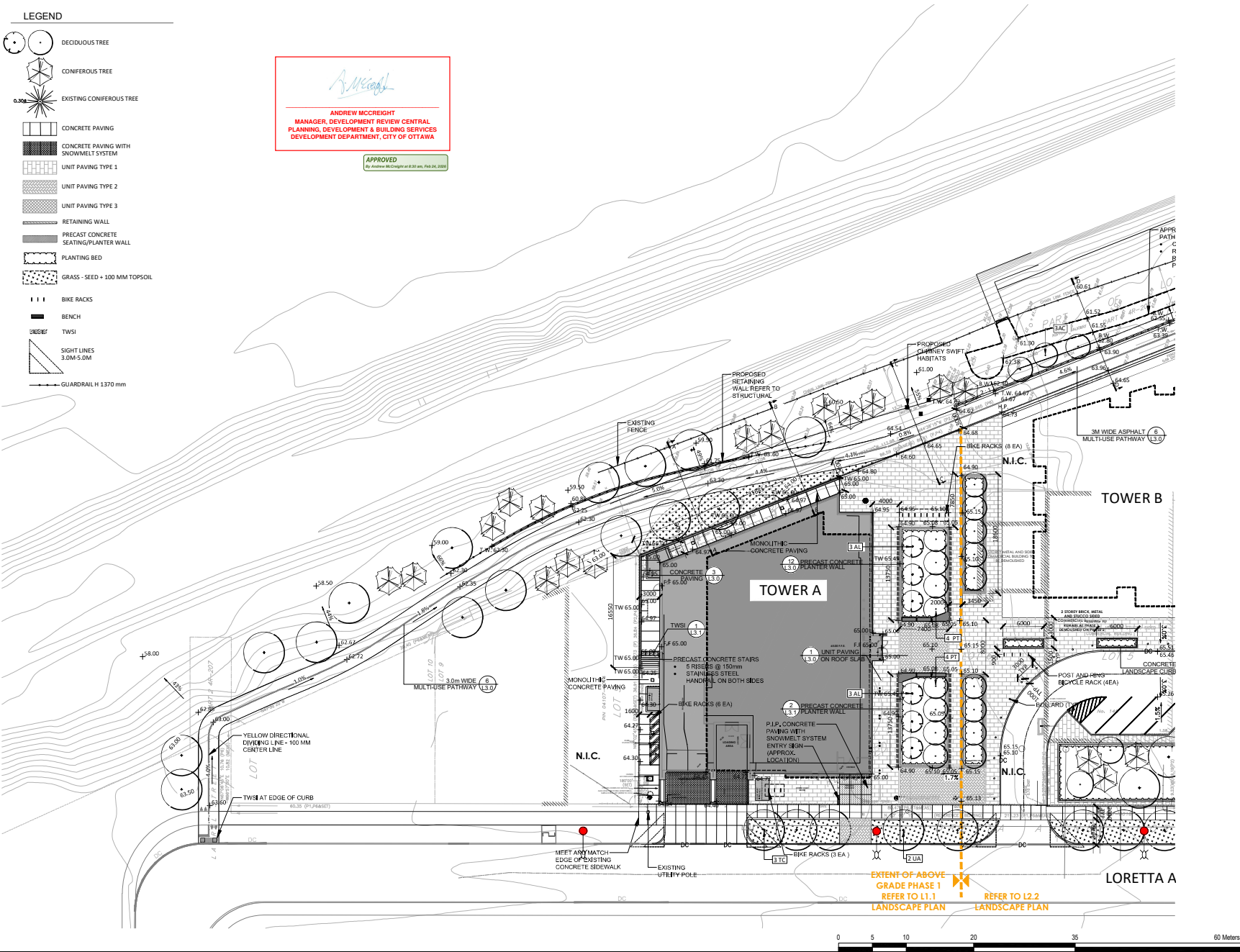
LEGEND

-  DECIDUOUS TREE
-  CONIFEROUS TREE
-  EXISTING CONIFEROUS TREE
-  CONCRETE PAVING
-  CONCRETE PAVING WITH SNOWMELT SYSTEM
-  UNIT PAVING TYPE 1
-  UNIT PAVING TYPE 2
-  UNIT PAVING TYPE 3
-  RETAINING WALL
-  PRECAST CONCRETE SEATING/PLANTER WALL
-  PLANTING BED
-  GRASS - SEED + 100 MM TOPSOIL
-  BIKE RACKS
-  BENCH
-  TWSI
-  SIGHT LINES 3.0M-5.0M
-  GUARDRAIL H 1370 mm

A. McCreight

ANDREW MCCREIGHT
MANAGER, DEVELOPMENT REVIEW CENTRAL
PLANNING, DEVELOPMENT & BUILDING SERVICES
DEVELOPMENT DEPARTMENT, CITY OF OTTAWA

APPROVED
By Andrew McCreight on 03/01/2024, P&I-24-0003





GENERAL NOTES:

1. All measurements in millimeters unless specified otherwise. Do not scale drawing. All drawings to be read in conjunction with written specifications.
2. Copyright reserved. This drawing is the exclusive property of CSW Landscape Architects Ltd. and shall not be used without the consent thereof.
3. This Drawing may not be used for construction until signed by the landscape architect. It is the responsibility of the contractor to:
 - check and verify all dimensions on site;
 - report all errors and/or omissions to the landscape architect;
 - comply with all pertinent codes and by-laws;
 - check and verify locations of all underground services with all local utilities prior to any digging.
4. Minimum soil volume required for trees:

Tree Type / Size	Single Tree Soil Volume (m ³)	Multiple Tree Soil Volume (m ³ /tree)
Ornamental	15	9
Columnar	15	9
Small	20	12
Medium	25	15
Large	30	18
Conifer	25	15

No.	Revision	Date
13	RE-ISSUED FOR SPA	31 JAN 2025
12	RE-ISSUED FOR SPA	20 NOV 2024
11	RE-ISSUED FOR SPA	30 AUG 2024
10	RE-ISSUED FOR SPA	19 APR 2024
9	RE-ISSUED FOR SPA	21 AUG 2023
8	RE-ISSUED FOR SPA	22 FEB 2023
7	RE-ISSUED FOR SPA	15 SEP 2022
6	RE-ISSUED FOR SPA	1 MAR 2022
5	RE-ISSUED FOR SPA	17 DEC 2021
4	ISSUED FOR SPC	21 APR 2021
3	ISSUED FOR SPC	09 APR 2021
2	ISSUED FOR SPA / COORD.	17 OCT 2020
1	ISSUED FOR SPA / REZONING	08 AUG 2019

North: 

Stamp: 

Landscape Architecture
 Urban Design
 Site Planning
 Recreation and Park Planning
 Project Management

CSW

319 McRae Avenue, Suite 502, Ottawa, Ontario, K1Z 0B9
 Tel: (613) 729-4536

 **CLV GROUP DEVELOPMENTS**

 **PBC GROUP**

Project:
951 Gladstone Avenue & 145 Loretta Avenue North

OTTAWA, ONTARIO

Drawing:
LANDSCAPE PLAN MASTERPLAN

















Scale: 1:250 Date: July 2019

Design By: CM Drawn By: AB

Project Number: 1987-01 Sheet Number: L2.1

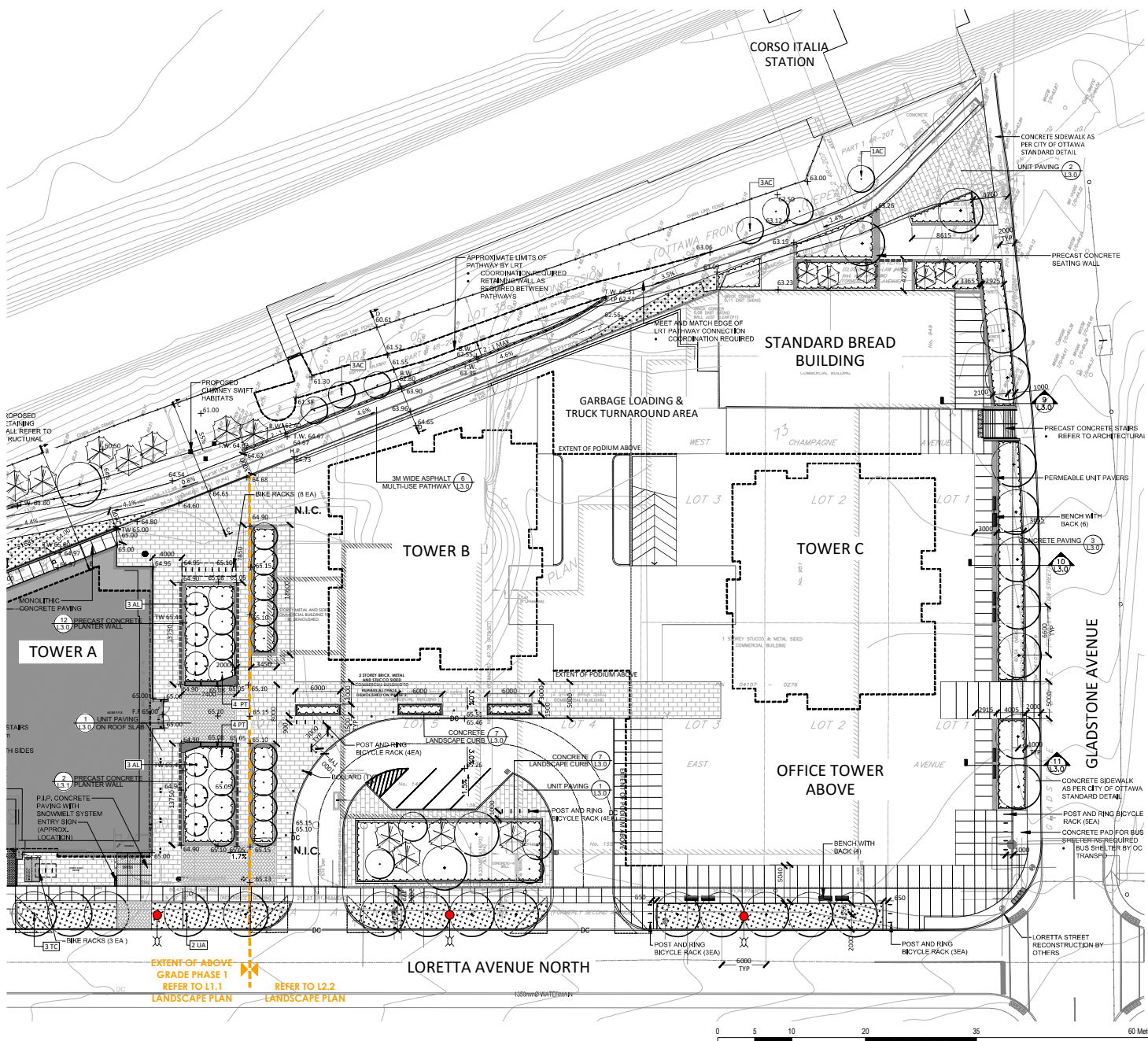
D07-12-21-0063

LEGEND

-  DECIDUOUS TREE
-  CONIFEROUS TREE
-  EXISTING CONIFEROUS TREE
-  CONCRETE PAVING
-  CONCRETE PAVING WITH SNOWMELT SYSTEM
-  UNIT PAVING TYPE 1
-  UNIT PAVING TYPE 2
-  UNIT PAVING TYPE 3
-  RETAINING WALL
-  PRECAST CONCRETE SEATING/PLANTER WALL
-  PLANTING BED
-  GRASS - SEED + 100 MM TOPSOIL
-  BIKE RACKS
-  BENCH
-  TWSI
-  SIGHT LINES 3.0M-5.0M
-  GUARDRAIL H 1370 mm

Andrew McCreight
ANDREW MCCREIGHT
 MANAGER, DEVELOPMENT REVIEW CENTRAL
 PLANNING, DEVELOPMENT & BUILDING SERVICES
 DEVELOPMENT DEPARTMENT, CITY OF OTTAWA

APPROVED
 (By Authority of Council) at 21:30 on: Feb 24, 2022





GENERAL NOTES:

1. All measurements in millimeters unless specified otherwise. Do not scale drawing. All drawings to be read in conjunction with written specifications.
2. Copyright reserved. This drawing is the exclusive property of CSW Landscape Architects Ltd. and shall not be used without the consent thereof.
3. This Drawing may not be used for construction until signed by the landscape architect. It is the responsibility of the contractor to:
 - check and verify all dimensions on site;
 - report all errors and/or omissions to the landscape architect;
 - comply with all pertinent codes and by-laws;
 - check and verify locations of all underground services with all local utilities prior to any digging.
4. Minimum soil volume required for trees:

Tree Type / Size	Single Tree Soil Volume (m ³)	Multiple Tree Soil Volume (m ³ /tree)
Ornamental	15	9
Columnar	15	9
Small	20	12
Medium	25	15
Large	30	18
Conifer	35	15

13	RE-ISSUED FOR SPA	31 JAN 2025
12	RE-ISSUED FOR SPA	20 NOV 2024
11	RE-ISSUED FOR SPA	30 AUG 2024
10	RE-ISSUED FOR SPA	19 APR 2024
9	RE-ISSUED FOR SPA	21 AUG 2023
8	RE-ISSUED FOR SPA	22 FEB 2023
7	RE-ISSUED FOR SPA	15 SEP 2022
6	RE-ISSUED FOR SPA	1 MAR 2022
5	RE-ISSUED FOR SPA	17 DEC 2021
4	ISSUED FOR SPC	21 APR 2021
3	ISSUED FOR SPC	09 APR 2021
2	ISSUED FOR SPA / COORD.	17 OCT 2020
1	ISSUED FOR SPA / REZONING	08 AUG 2019

North: 

Stamp: 

CSW Landscape Architecture
 Urban Design
 Site Planning
 Recreation and Park Planning
 Project Management

319 McRae Avenue, Suite 502, Ottawa, Ontario, K1Z 0B9
 Tel: (613) 729-4536

CLV GROUP DEVELOPMENTS


PBC GROUP


Project:
951 Gladstone Avenue & 145 Loretta Avenue North

OTTAWA, ONTARIO

Drawing:
LANDSCAPE PLAN Masterplan

Scale: 1:250 Date: July 2019

Design By: CM Drawn By: AB

Project Number: 1987-01 Sheet Number: L2.2



Landscape Plan - 10/20/2015 11:52:24 PM

D07-12-21-0063

PLANT LIST - PHASE 1					
KEY	BOTANICAL NAME	COMMON NAME	QTY	SIZE	REMARKS
DECIDUOUS TREES					
AR	ACER RUBRUM	RED MAPLE	4	70mm CAL.	B&B / W.B. MUP
AL	AMELANCHIER LAEVIS 'SPRING FLURRY'	SPRING FLURRY SERVICEBERRY	6	2500 MM	MULTI STEM
FG	FAGUS GRANDIFOLIA	AMERICAN BEECH	6	70mm CAL.	B&B / W.B. MUP
QM	QUERCUS MACROCARPA	BURR OAK	2	70mm CAL.	B&B / W.B. MUP
PD	POPULUS DELTOIDES	EASTERN COTTONWOOD	3	60mm CAL.	POTTED MUP
PT	POPULUS TREMULOIDES	TREMBLING ASPEN	8	60mm CAL.	B&B / W.B.
TC	TILIA CORDATA	LITTLE LEAF LINDEN	3	70mm CAL.	B&B / W.B.
UA	ULMUS AMERICANA 'PIONEER'	PIONEER ELM	4	70mm CAL.	B&B / W.B.
CONIFEROUS TREES					
PN	PINUS STROBUS	EASTERN WHITE PINE	4	2.0M HT.	B&B / W.B. MUP
PP	PICEA PUNGENS	COLORADO SPRUCE	2	2.0M HT.	B&B / W.B. MUP
TS	TSUGA CANADENSIS	EASTERN HEMLOCK	9	2.0M HT.	B&B / W.B. MUP
SHRUBS					
	JUNIPERUS HORIZONTALIS 'PLUMOSA (COMPACTA)	COMPACT ANDORA JUNIPER	3 GAL. POT	POT. 750mm O.C.	
	JUNIPERUS COMMUNIS DEPRESSA ALGERIA	CANADIAN GOLDEN JUNIPER	3 GAL. POT	POT. 900mm O.C.	
	SORBARIA SORBIFOLIA 'SEM'	FALSE SPIREA	500mm HT.	POT. 900mm O.C.	
	RHUS AROMATICA 'GRO-LOW'	GRO-LOW FRAGRANT SUMAC	1 GAL. POT	POT. 600mm O.C.	
PERENNIALS AND GRASSES					
	CAREX MUSKINGUMENSIS	PALM SEDGE GRASS	1 GAL. POT	POT. 600mm O.C.	
	DESCHAMPSIA CESPYTOSA	TUFTED HAIR GRASS	1 GAL. POT	POT. 600mm O.C.	
	ERANIUM MACULATUM	WILD GERANIUM	1 GAL. POT	POT. 600mm O.C.	
	HELIOSIS HELIANTHOIDES	FALSE SUNFLOWER	1 GAL. POT	POT. 600mm O.C.	
	RUBEDIA HIRTA	BLACK-EYED SUSAN	1 GAL. POT	POT. 600mm O.C.	
	SPOROBOLUS HETEROLEPIAS	PRAIRIE DROPSEED	1 GAL. POT	POT. 600mm O.C.	
	SCHIZACHYRIUM SCOPARIUM	LITTLE BLUESTEM	1 GAL. POT	POT. 600mm O.C.	








NOTE - MUP PLANTING NOT INCLUDED IN PHASE 1 WORK

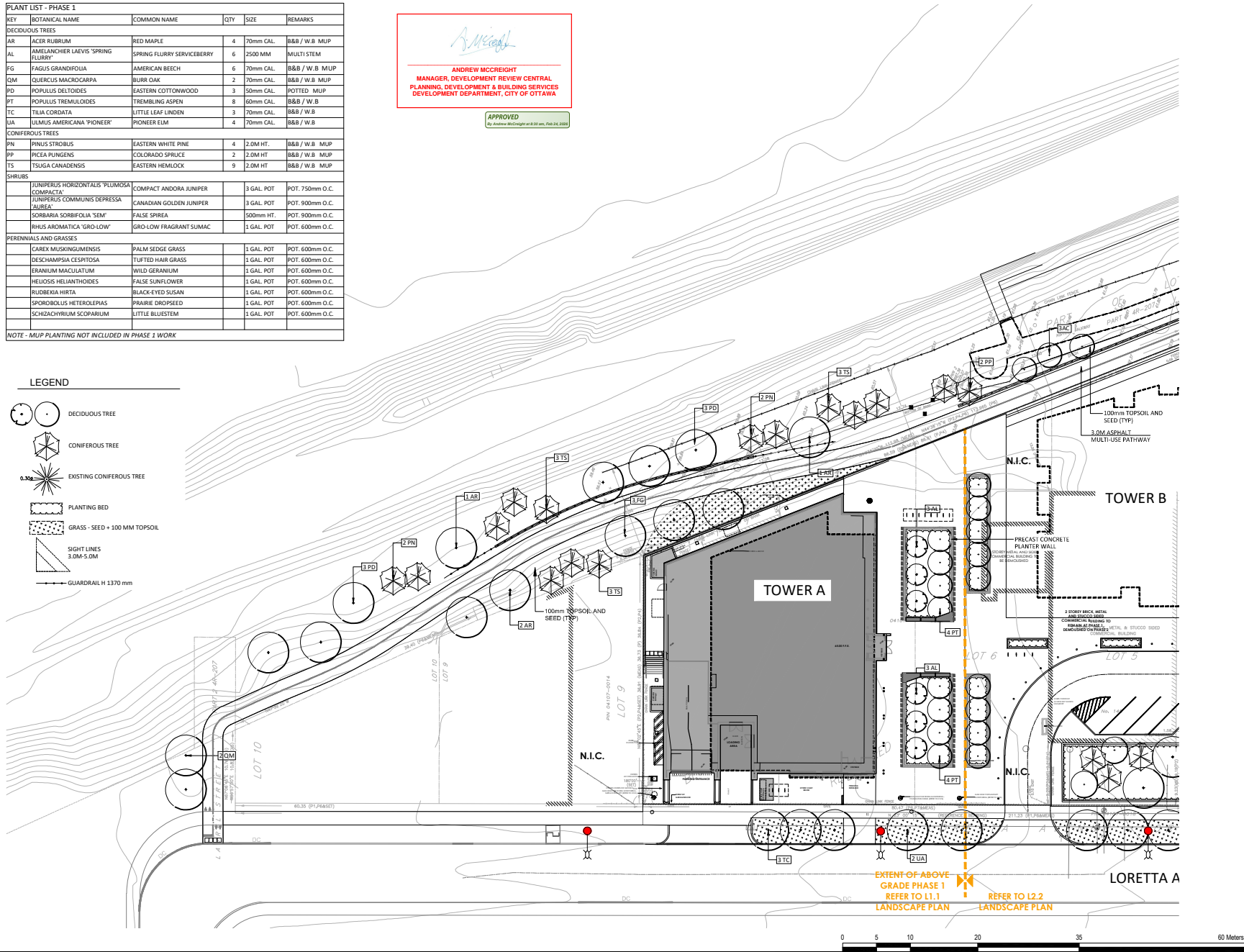
A. McCreight

ANDREW MCCREIGHT
MANAGER, DEVELOPMENT REVIEW CENTRAL
PLANNING, DEVELOPMENT & BUILDING SERVICES
DEVELOPMENT DEPARTMENT, CITY OF OTTAWA

APPROVED
By Andrew McCreight at 8:55 am, Thu 24 Jun 2022

LEGEND

-  DECIDUOUS TREE
-  CONIFEROUS TREE
-  EXISTING CONIFEROUS TREE
-  PLANTING BED
-  GRASS - SEED + 100 MM TOPSOIL
-  SIGHT LINES 3.0M-5.0M
-  GUARDRAIL H 1370 mm



EXTENT OF ABOVE GRADE PHASE 1 REFER TO L1.1 LANDSCAPE PLAN

REFER TO L2.2 LANDSCAPE PLAN





GENERAL NOTES:

- All measurements in millimeters unless specified otherwise. Do not scale drawing. All drawings to be read in conjunction with written specifications.
- Copyright reserved. This drawing is the exclusive property of CSW Landscape Architects Ltd. and shall not be used without the consent thereof.
- This drawing may not be used for construction until signed by the landscape architect. It is the responsibility of the contractor to:
 - check and verify all dimensions on site;
 - report all errors and/or omissions to the landscape architect;
 - comply with all pertinent codes and by-laws;
 - check and verify locations of all underground services with all local utilities prior to any digging.
- Minimum soil volume required for trees:

Tree Type / Size	Single Tree Soil Volume (m ³)	Multiple Tree Soil Volume (m ³ /tree)
Ornamental	15	9
Columnar	15	9
Small	20	12
Medium	25	15
Large	30	18
Conifer	25	15

13	RE-ISSUED FOR SPA	31 JAN 2025
12	RE-ISSUED FOR SPA	20 NOV 2024
11	RE-ISSUED FOR SPA	30 AUG 2024
10	RE-ISSUED FOR SPA	19 APR 2024
9	RE-ISSUED FOR SPA	21 AUG 2023
8	RE-ISSUED FOR SPA	22 FEB 2023
7	RE-ISSUED FOR SPA	15 SEP 2022
6	RE-ISSUED FOR SPA	1 MAR 2022
5	RE-ISSUED FOR SPA	17 DEC 2021
4	ISSUED FOR SPC	21 APR 2021
3	ISSUED FOR SPC	09 APR 2021
2	ISSUED FOR SPA / COORD.	17 OCT 2020
1	ISSUED FOR SPA / REZONING	08 AUG 2019
No.	Revision	Date

North: 

Stamp: 

Landscape Architecture
Urban Design
Site Planning
Recreation and Park Planning
Project Management

CSW

319 McRae Avenue, Suite 502, Ottawa, Ontario, K1Z 0B9
Tel: (613) 729-4536

 **CLV GROUP DEVELOPMENTS**

 **PBC GROUP**

Project:
951 Gladstone Avenue & 145 Loretta Avenue North

OTTAWA, ONTARIO

Drawing:
PLANTING PLAN Masterplan

Scale: 1:250 Date: July 2019

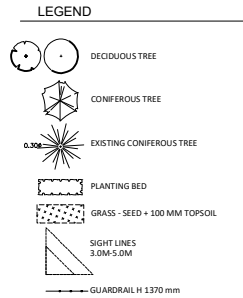
Design By: CM Drawn By: AB

Project Number: 1987-01 Sheet Number: L2.3

DATE SHOWN: 10/20/2019 9:29:39 AM
 FILENAME: Z:\Projects\951 Gladstone Avenue & 145 Loretta Avenue North\951 Gladstone Avenue & 145 Loretta Avenue North\951 Gladstone Avenue & 145 Loretta Avenue North.dwg
 USER: ANDREW.MCCREIGHT
 PLOT DATE: 10/20/2019 9:29:39 AM
 PLOT SCALE: 1:250
 PLOT SHEET: L2.3

D07-12-21-0063

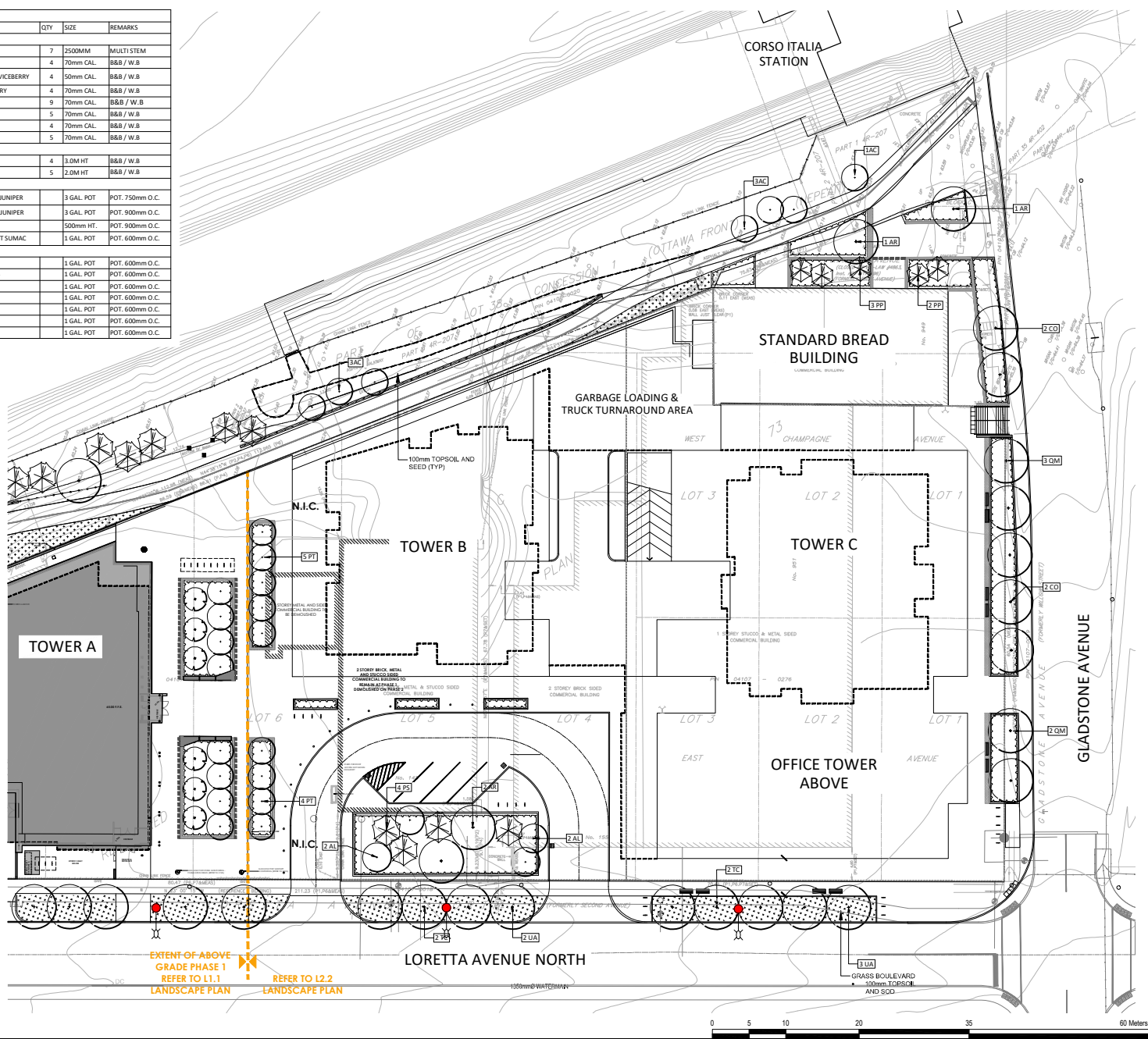
KEY	BOTANICAL NAME	COMMON NAME	QTY	SIZE	REMARKS
DECIDUOUS TREES					
AC	AMELANCHER CANADENSIS	SERVICE BERRY	7	2500MM	MULTI STEM
AR	ACER RUBRUM	RED MAPLE	4	70mm CAL.	B&B / W.B
AL	AMELANCHER LAEVIS 'SPRING FLURRY'	SPRING FLURRY SERVICEBERRY	4	50mm CAL.	B&B / W.B
CO	CELTIS OCCIDENTALIS	COMMON HACKBERRY	4	70mm CAL.	B&B / W.B
PT	POPULUS TREMULOIDES	TREMBLING ASPEN	9	70mm CAL.	B&B / W.B
QM	QUERCUS MACROCARPA	BURR OAK	5	70mm CAL.	B&B / W.B
TC	TILIA CORDATA	LITTLE LEAF LINDEN	4	70mm CAL.	B&B / W.B
UA	ULMUS AMERICANA 'PIONEER'	PIONEER ELM	5	70mm CAL.	B&B / W.B
CONIFEROUS TREES					
PS	PINUS SYLVESTRIS	SCOTS PINE	4	3.0M HT	B&B / W.B
PP	PICEA PLUNGENS	COLORADO SPRUCE	5	2.0M HT	B&B / W.B
SHRUBS					
	JUNIPERUS HORIZONTALIS 'PLUMOSA COMPACTA'	COMPACT ANDORA JUNIPER	3	3 GAL. POT	POT. 750mm O.C.
	JUNIPERUS COMMUNIS DEPRESSA 'ALBERA'	CANADIAN GOLDEN JUNIPER	3	3 GAL. POT	POT. 900mm O.C.
	SORBARIA SORBIFOLIA 'SEM'	FALSE SPIREA	1	500mm HT.	POT. 900mm O.C.
	RHUS AROMATICA 'GRO-LOW'	GRO-LOW FRAGRANT SUMAC	1	1 GAL. POT	POT. 600mm O.C.
PERENNIALS AND GRASSES					
	CAREX MUSKINGUMENSIS	PALM SEDGE GRASS	1	1 GAL. POT	POT. 600mm O.C.
	DESCHAMPSIA CESPIOSA	TUFTED HAIR GRASS	1	1 GAL. POT	POT. 600mm O.C.
	ERANIMUM MACULATUM	WILD GERANIUM	1	1 GAL. POT	POT. 600mm O.C.
	HELIOSIS HELIANTHOIDES	FALSE SUNFLOWER	1	1 GAL. POT	POT. 600mm O.C.
	RUIDERIA HIRTA	BLACK-EYED SUSAN	1	1 GAL. POT	POT. 600mm O.C.
	SPOROBOLUS HETEROLEPIAS	PRAIRIE DROPSSEED	1	1 GAL. POT	POT. 600mm O.C.
	SCHIZACHYRIUM SCOPARIUM	LITTLE BLUESTEM	1	1 GAL. POT	POT. 600mm O.C.



Andrew McCreight

ANDREW MCCREIGHT
MANAGER, DEVELOPMENT REVIEW CENTRAL
PLANNING, DEVELOPMENT & BUILDING SERVICES
DEVELOPMENT DEPARTMENT, CITY OF OTTAWA

APPROVED
By Andrew McCreight on 01 Oct 2024, 14:00



- GENERAL NOTES:**
- All measurements in millimeters unless specified otherwise. Do not scale drawing. All drawings to be read in conjunction with written specifications.
 - Copyright reserved. This drawing is the exclusive property of CSW Landscape Architects Ltd. and shall not be used without the consent thereof.
 - This Drawing may not be used for construction until signed by the landscape architect. It is the responsibility of the contractor to:
 - check and verify all dimensions on site;
 - report all errors and/or omissions to the landscape architect;
 - comply with all pertinent codes and by-laws;
 - check and verify locations of all underground services with all local utilities prior to any digging.
 - Minimum soil volume required for trees:

Tree Type	Single Tree Soil Volume (m ³)	Multiple Tree Soil Volume (m ³ /tree)
Ornamental	15	9
Columnar	15	9
Small	20	12
Medium	25	15
Large	30	18
Conifer	25	15

13	RE-ISSUED FOR SPA	31 JAN 2025
12	RE-ISSUED FOR SPA	20 NOV 2024
11	RE-ISSUED FOR SPA	30 AUG 2024
10	RE-ISSUED FOR SPA	19 APR 2024
9	RE-ISSUED FOR SPA	21 AUG 2023
8	RE-ISSUED FOR SPA	22 FEB 2023
7	RE-ISSUED FOR SPA	15 SEP 2022
6	RE-ISSUED FOR SPA	1 MAR 2022
5	RE-ISSUED FOR SPA	17 DEC 2021
4	ISSUED FOR SPC	21 APR 2021
3	ISSUED FOR SPC	09 APR 2021
2	ISSUED FOR SPA / COORD.	17 OCT 2020
1	ISSUED FOR SPA / REZONING	08 AUG 2019

North:

Stamp:

Landscape Architecture
Urban Design
Site Planning
Recreation and Park Planning
Project Management

CSW

319 McRae Avenue, Suite 502, Ottawa, Ontario, K1Z 0B9
Tel: (613) 729-4536

CLV GROUP DEVELOPMENTS

PBC GROUP

Project:
951 Gladstone Avenue & 145 Loretta Avenue North

OTTAWA, ONTARIO

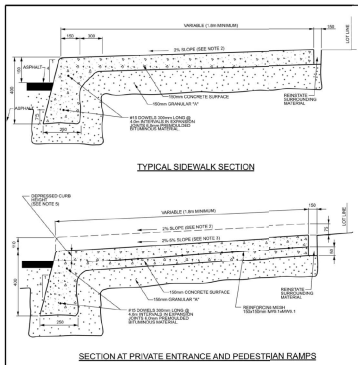
Drawing:
PLANTING PLAN Masterplan

Scale: 1:250 Date: July 2019

Design By: CM Drawn By: AB

Project Number: 1987-01 Sheet Number: L2.4

D07-12-21-0063

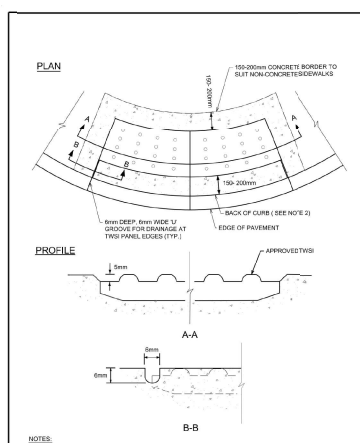


NOTES:

1. ALL DIMENSIONS ARE IN MILLIMETERS UNLESS SHOWN OTHERWISE.
2. THE MAXIMUM SLOPE SHOULD EXCEED 2%.
3. FOR CURB RAMPS, SLOPE OF 2% TO 3% IS REQUIRED.
4. EXPOSED REINFORCING BARS SHALL BE PROTECTED BY A MINIMUM OF 25mm CONCRETE COVER.
5. EXPOSED CURB HEIGHT FOR PEDESTRIAN CURB RAMPS IS TO A MAXIMUM OF 150mm.

N.T.S.

DATE:	MAY 2021
REV:	MARCH 2021
ENG. NO.:	SC2



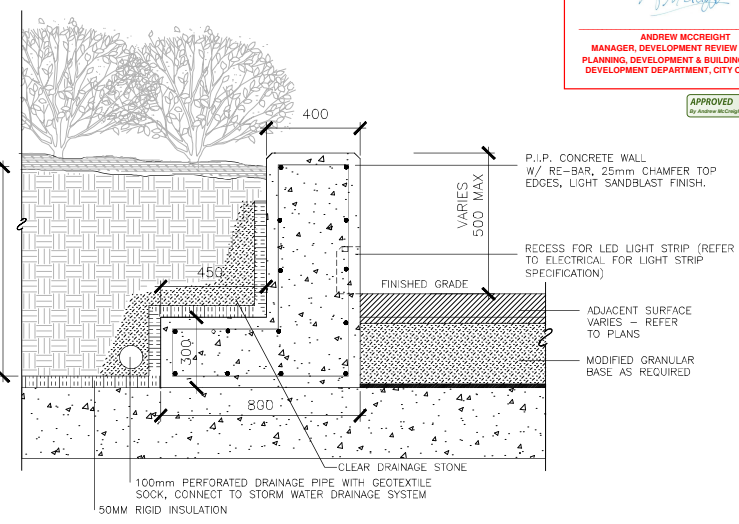
NOTES:

1. TOPS OF TWSI (TACTILE WALKING SURFACE INDICATORS) SHALL BE ALIGNED A LEVEL WITH THE ADJACENT CONCRETE SURFACE & INSTALLATION IN WET CONCRETE SHALL BE EFFECTIVE IN PERMANENT RECORDING THE TWSI IN PLACE ONCE SET.
2. FOR MONOLITHIC SIDEWALKS, TWSI SHALL BE 30 TO 35mm BACK FROM THE CURB FACE.

N.T.S.

DATE:	MARCH 2021
REV:	MARCH 2021
ENG. NO.:	SC7.3

01 TWSI
Scale: N.T.S.



Andrew McCreight
ANDREW MCCREIGHT
 MANAGER, DEVELOPMENT REVIEW CENTRAL
 PLANNING, DEVELOPMENT & BUILDING SERVICES
 DEVELOPMENT DEPARTMENT, CITY OF OTTAWA

APPROVED
 By Andrew McCreight at 8:20 am, Feb 26, 2024

02 PRECAST CONCRETE PLANTER WALL
Scale: 1:10

- GENERAL NOTES:
1. All measurements in millimeters unless specified otherwise. Do not scale drawing. All drawings to be read in conjunction with written specifications.
 2. Copyright reserved. This drawing is the exclusive property of CSW Landscape Architects Ltd. and shall not be used without the consent thereof.
 3. This Drawing may not be used for construction until signed by the landscape architect. It is the responsibility of the contractor to:
 - check and verify all dimensions on site;
 - report all errors and/or omissions to the landscape architect;
 - comply with all pertinent codes and by-laws;
 - check and verify locations of all underground services with all local utilities prior to any digging.
 4. Minimum soil volume required for trees:

Tree Type / Size	Single Tree Soil Volume (m ³)	Multiple Tree Soil Volume (m ³ /tree)
Ornamental	15	9
Columnar	15	9
Small	20	12
Medium	25	15
Large	30	18
Conifer	25	15

13	RE-ISSUED FOR SPA	31 JAN 2025
12	RE-ISSUED FOR SPA	20 NOV 2024
11	RE-ISSUED FOR SPA	30 AUG 2024
10	RE-ISSUED FOR SPA	19 APR 2024
9	RE-ISSUED FOR SPA	21 AUG 2023
8	RE-ISSUED FOR SPA	22 FEB 2023
7	RE-ISSUED FOR SPA	15 SEP 2022
6	RE-ISSUED FOR SPA	1 MAR 2022
5	RE-ISSUED FOR SPA	17 DEC 2021
4	ISSUED FOR SPC	21 APR 2021
3	ISSUED FOR SPC	09 APR 2021
2	ISSUED FOR SPA / COORD.	17 OCT 2020
1	ISSUED FOR SPA / ZONING	08 AUG 2019

North: _____ Stamp: _____

Landscape Architecture
 Urban Design
 Site Planning
 Recreation and Park Planning
 Project Management

CSW

319 McRae Avenue, Suite 502, Ottawa, Ontario, K1Z 0B9
 Tel: (613) 729-4536

CLV GROUP DEVELOPMENTS

PBC GROUP

Project:
951 Gladstone Avenue & 145 Loretta Avenue North

OTTAWA, ONTARIO

Drawing:
DETAILS

Scale:	Date:
Design By:	Drawn By:
Project Number:	Sheet Number:

July 2019
 CM AB
 1987-01 L3.1

D07-12-21-0063

