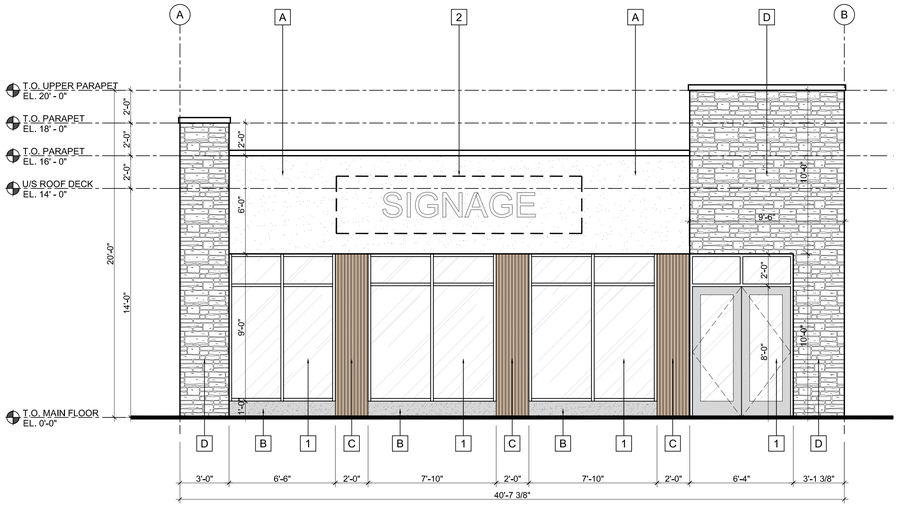

1 DP3.0 SOUTH ELEVATION - BLDG 1a
SCALE: 1/4" = 1'-0"

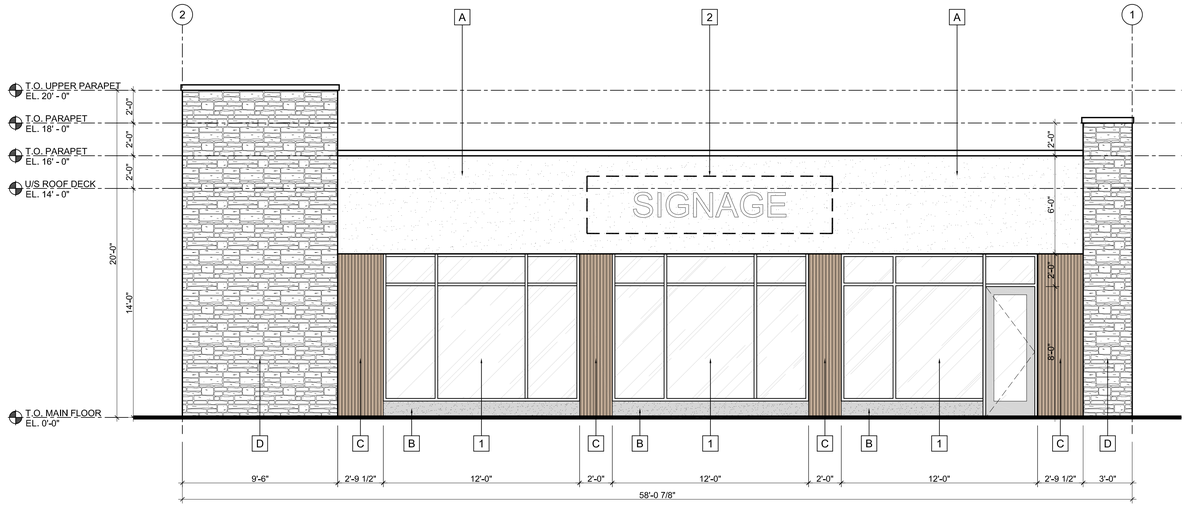

2 DP3.0 EAST ELEVATION - BLDG 1a
SCALE: 1/4" = 1'-0"

3 DP3.0 NORTH ELEVATION - BLDG 1a
SCALE: 1/4" = 1'-0"

4 DP3.0 WEST ELEVATION - BLDG 1a
SCALE: 1/4" = 1'-0"

ELEVATION KEYNOTES

1	PROPOSED STOREFRONT GLAZING/DOOR WITH CLEAR GLAZING AND CLEAR ANODIZED ALUMINUM FRAMES.
2	PROPOSED FUTURE SIGNAGE LOCATION ONLY. PERMIT TO BE APPLIED FOR SEPARATELY.
3	PROPOSED PRESSED STEEL FRAME AND METAL DOOR. COLOR: TO MATCH ADJACENT CLADDING.
4	PROPOSED DRIVE-THRU WINDOW.

EXTERIOR FINISHES

A	STUCCO FINISH. COLOR: LIGHT GREY
B	STUCCO FINISH. COLOR: DARK GREY
C	METAL CLADDING, CORRUGATED. COLOR: WOOD-GRAIN
D	STONE VENEER CLADDING. COLOR: LIGHT GREY

BCW Architects
Suite 300, 1717 - 10 Street NW, Calgary, AB T2M 4S2
T: (403) 283-1591 www.bcw-arch.com

This Drawing is the property of the Architects and reproduction is prohibited without their written approval.

The Contractor is to check and verify all dimensions and report any discrepancies to the Architect prior to construction.

This Drawing is not to be used for construction unless properly signed and sealed by the Architect.

This Drawing is not to be scaled.

Professional Seal of Architect or Engineer:
Valid only when properly signed and sealed

Consultant

In Collaboration

Revisions

No.	Description	Date
1.	ISSUED FOR DP	2026.10.28

Client

-

Project

DISTRICT 36

615 36 STREET N.E.
CALGARY, ALBERTA

LOT, BLOCK 8, PLAN 741 0806

Drawing

PHASE 2 - BUILDING 1a ELEVATIONS

Drawn by: RB,VB,KC,BE **Checked by:** RB
Scale: 1/4" = 1'-0" **Approval by:** PW

Date:	Project No.:
FEB. 2026	26014

DP3.0

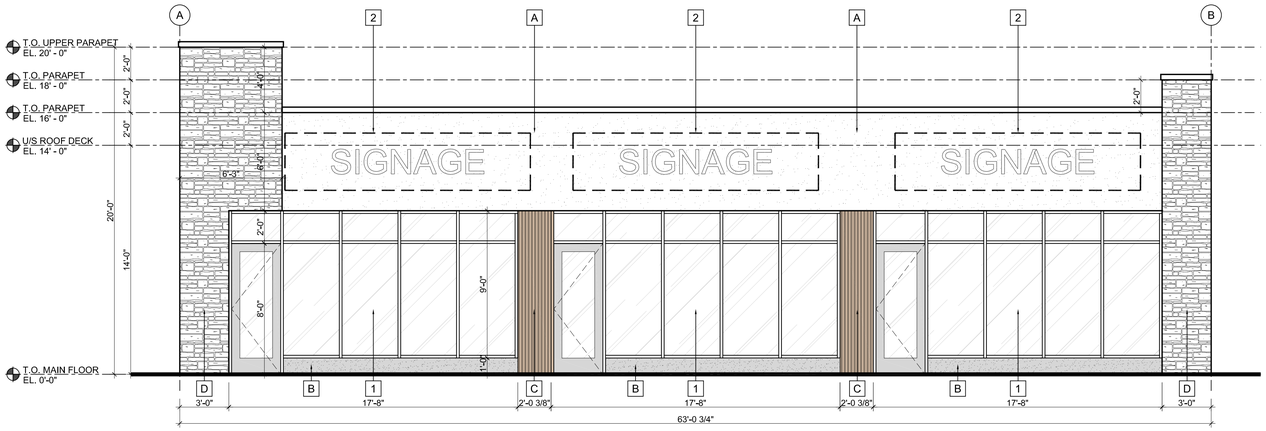

1 SOUTH ELEVATION - BLDG 1b
DP3.1 SCALE 1/4" = 1'-0"

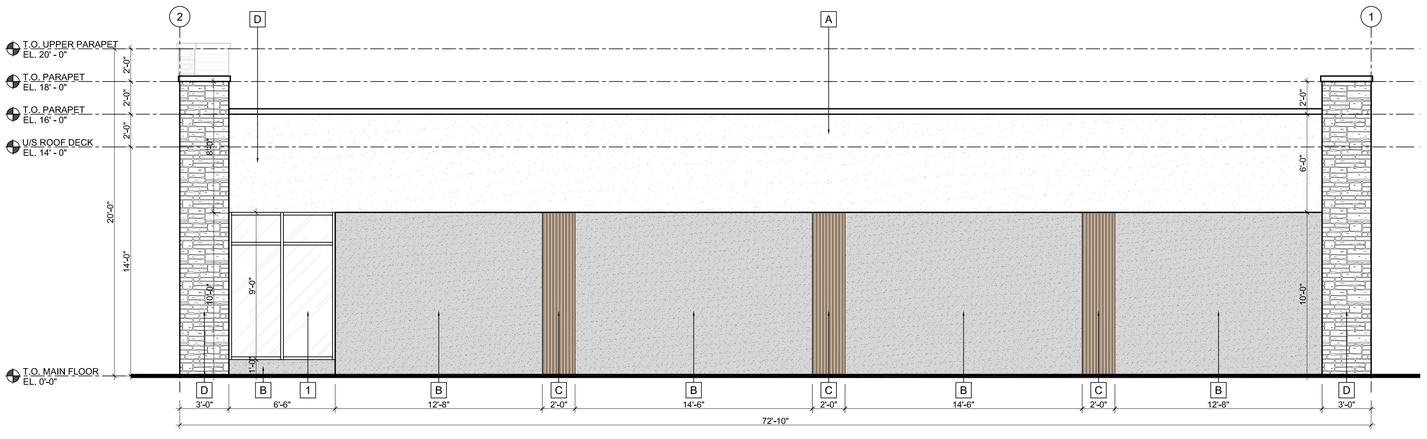

2 EAST ELEVATION - BLDG 1b
DP3.1 SCALE 1/4" = 1'-0"

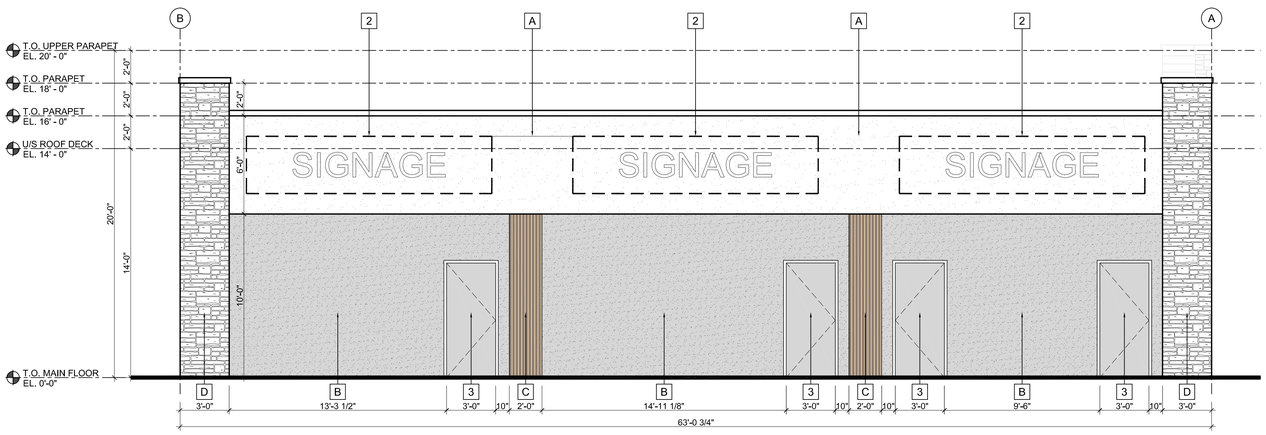

3 NORTH ELEVATION - BLDG 1b
DP3.1 SCALE 1/4" = 1'-0"

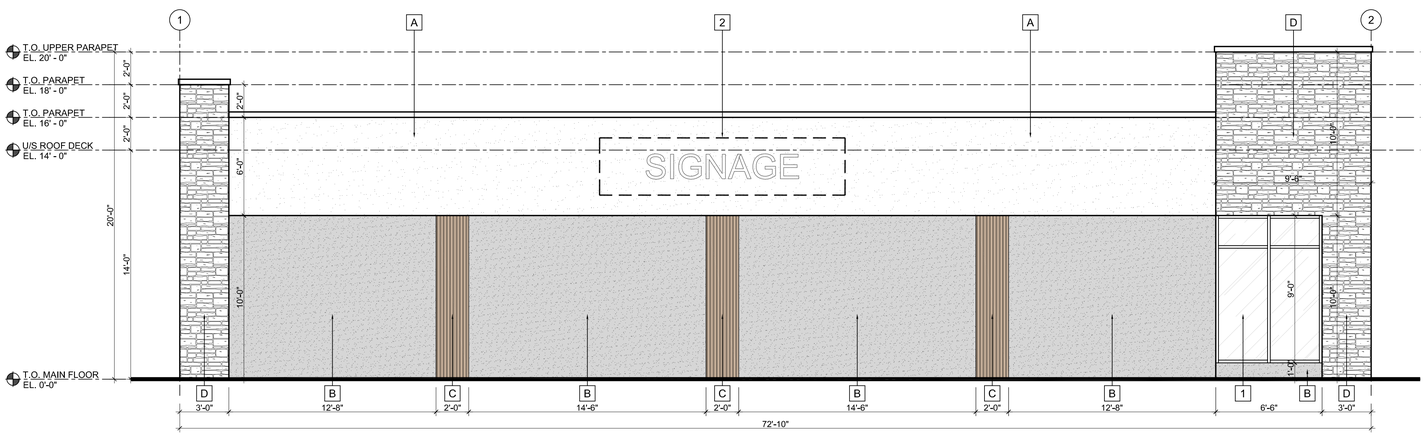

4 WEST ELEVATION - BLDG 1b
DP3.1 SCALE 1/4" = 1'-0"

ELEVATION KEYNOTES

1. PROPOSED STOREFRONT GLAZING/DOOR WITH CLEAR GLAZING AND CLEAR ANODIZED ALUMINUM FRAMES.
2. PROPOSED FUTURE SIGNAGE LOCATION ONLY. PERMIT TO BE APPLIED FOR SEPARATELY.
3. PROPOSED PRESSED STEEL FRAME AND METAL DOOR. COLOR: TO MATCH ADJACENT CLADDING.

EXTERIOR FINISHES

- A STUCCO FINISH. COLOR: LIGHT GREY
- B STUCCO FINISH. COLOR: DARK GREY
- C METAL CLADDING, CORRUGATED. COLOR: WOOD-GRAIN
- D STONE VENEER CLADDING. COLOR: LIGHT GREY

BCW Architects
Suite 300, 1717 - 10 Street NW, Calgary, AB T2M 4S2
T: (403) 283-1591 www.bcw-arch.com

This Drawing is the property of the Architects and reproduction is prohibited without their written approval.

The Contractor is to check and verify all dimensions and report any discrepancies to the Architect prior to construction.

This Drawing is not to be used for construction unless properly signed and sealed by the Architect.

This Drawing is not to be scaled.

Professional Seal of Architect or Engineer:
Valid only when properly signed and sealed

Consultant

In Collaboration

Revisions

No.	Description	Date
1.	ISSUED FOR DP	2026.10.28

Client

-

Project

DISTRICT 36

615 36 STREET N.E.
CALGARY, ALBERTA

LOT, BLOCK 8, PLAN 741 0806

Drawing

PHASE 2 - BUILDING 1b ELEVATIONS

Drawn by: RB,VB,KC,BE **Checked by:** RB
Scale: 1/4" = 1'-0" **Approval by:** PW

Date:	Project No.:
FEB. 2026	26014

DP3.1

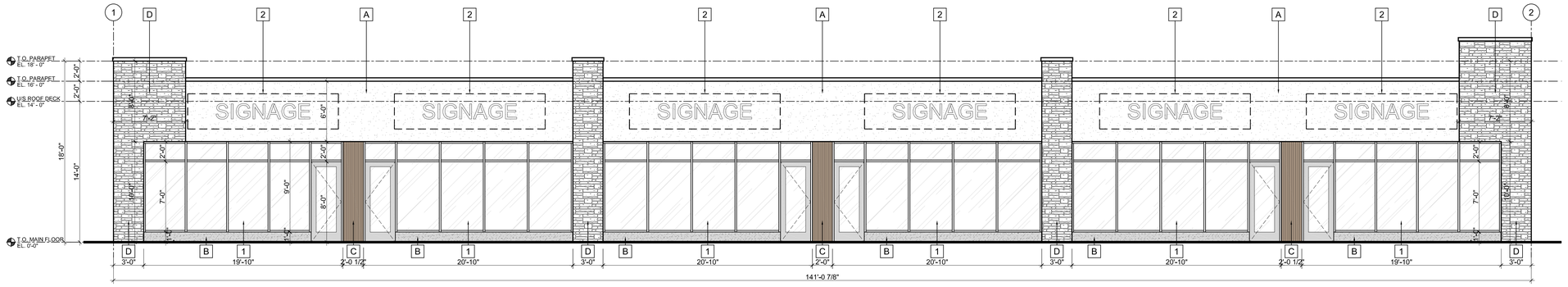

1 SOUTH ELEVATION - BLDG 2
DP3.2 SCALE 3/16" = 1'-0"

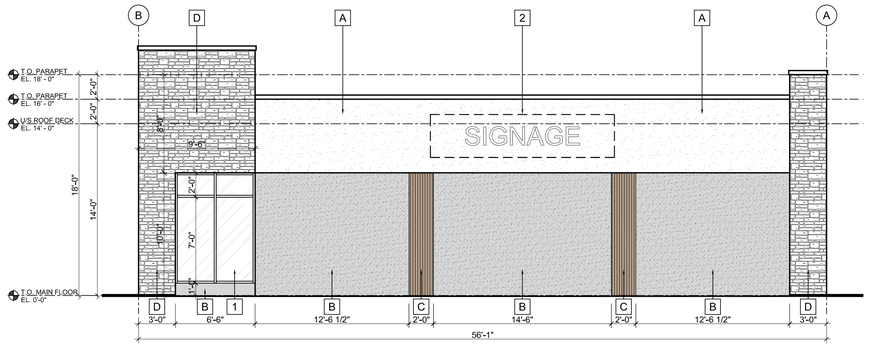

2 EAST ELEVATION - BLDG 2
DP3.2 SCALE 3/16" = 1'-0"

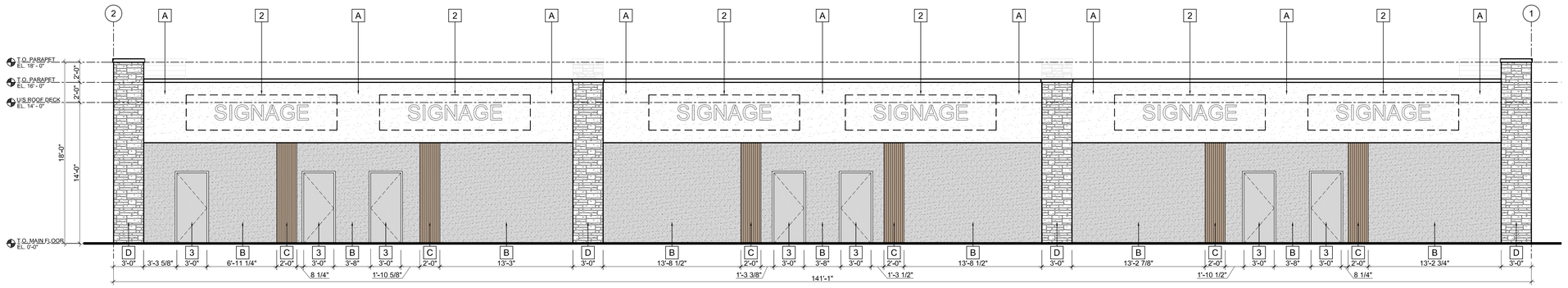

3 NORTH ELEVATION - BLDG 2
DP3.2 SCALE 3/16" = 1'-0"

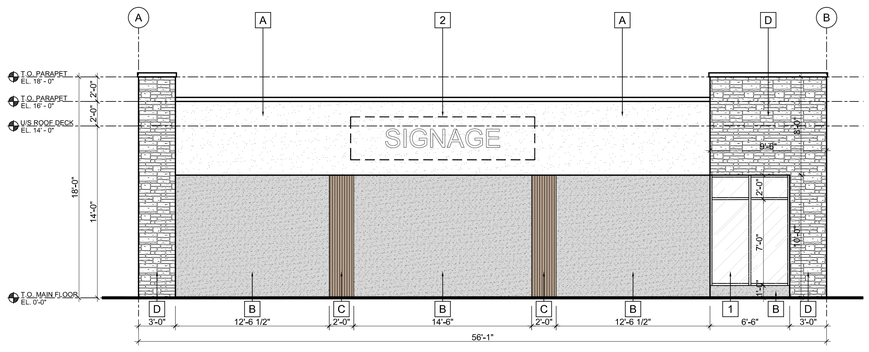

4 WEST ELEVATION - BLDG 2
DP3.2 SCALE 3/16" = 1'-0"

ELEVATION KEYNOTES

1. PROPOSED STOREFRONT GLAZING/DOOR WITH CLEAR GLAZING AND CLEAR ANODIZED ALUMINUM FRAMES.
2. PROPOSED FUTURE SIGNAGE LOCATION ONLY. PERMIT TO BE APPLIED FOR SEPARATELY.
3. PROPOSED PRESSED STEEL FRAME AND METAL DOOR. COLOR: TO MATCH ADJACENT CLADDING.

EXTERIOR FINISHES

- A STUCCO FINISH. COLOR: LIGHT GREY
- B STUCCO FINISH. COLOR: DARK GREY
- C METAL CLADDING, CORRUGATED. COLOR: WOOD-GRAIN
- D STONE VENEER CLADDING. COLOR: LIGHT GREY

BCW Architects
Suite 300, 1717 - 10 Street NW, Calgary, AB T2M 4S2
T: (403) 283-1591 www.bcw-arch.com

This Drawing is the property of the Architects and reproduction is prohibited without their written approval.

The Contractor is to check and verify all dimensions and report any discrepancies to the Architect prior to construction.

This Drawing is not to be used for construction unless properly signed and sealed by the Architect.

This Drawing is not to be scaled.

Professional Seal of Architect or Engineer:
Valid only when properly signed and sealed

Consultant

In Collaboration

Revisions

No.	Description	Date
1.	ISSUED FOR DP	2026.10.28

Client

-

Project

DISTRICT 36

615 36 STREET N.E.
CALGARY, ALBERTA

LOT, BLOCK 8, PLAN 741 0806

Drawing

PHASE 2 - BUILDING 2 ELEVATIONS

Drawn by: RB,VB,KC,BE **Checked by:** RB
Scale: 3/16" = 1'-0" **Approval by:** PW

Date:	Project No.:
FEB. 2026	26014

DP3.2