LOT 3 AND PART OF LOT 4, BLOCK 33, PLAN 4479P
2006 30TH AVE SW
CALGARY, AB

PROJECT ISSUE DATE:
7/10/26
CURRENT REVISION DATE:
10.7.26

CONTENTS

SHEET NUMBER	SHEET NAME	CURRENT REV. DATE
A0	COVERSHEET	10.7.26
A0S.0	SITE PLAN	10.7.26
A0S.2	BLOCK PLAN	10.7.26
A100	BASEMENT LAYOUT	10.7.26
A101	MAIN FLOOR CONCEPTS	10.7.26
A102	UPPER FLOOR CONCEPT	10.7.26
A300	EXTERIOR PERSPECTIVES	10.7.26
A301	EXTERIOR SCHEMATICS	10.7.26
A302	EXTERIOR SCHEMATICS	10.7.26
A303	EXTERIOR SCHEMATICS	10.7.26
A600	GARAGE PLANS	10.7.26







MIDNIGHT DESIGN STUDIO

TOTAL BASEMENT DEVELOPMENT - 1,269 SQ. FT.
MAIN FLOOR AREA - 1,600 SQ. FT.
UPPER FLOOR AREA - 1,576 SQ. FT.
TOTAL AREA - 3,176 SQ. FT.

No.	Description	Date
1	CONCEPTS	9.16.26
2	CONCEPT REV 1	9.30.26
3	FINAL REVISIONS	10.1.26
4	DP SUBMISSION	10.7.26

COPYRIGHT:
THESE DRAWINGS ARE THE PROPERTY OF MIDNIGHT DESIGN STUDIO, INC. ALL RIGHTS RESERVED, INCLUDING THE RIGHT OF REPRODUCTION IN WHOLE OR IN PART, IN ANY FORM, WITHOUT THE WRITTEN PERMISSION OF MIDNIGHT DESIGN STUDIO, INC. ANY COPYING OR PLAGERIZATION WILL RESULT IN PROSECUTION.

DISCLAIMER:
BUILDER SHALL REVIEW ALL DRAWINGS AND SPECIFICATIONS FOR CLARITY AND FOR ACCURACY. ALL WORK SHALL BE DONE IN A GOOD WORKMANSHIP MANNER AND TO THE BEST INDUSTRY STANDARDS AND PRACTICES, REGARDLESS OF DRAWINGS AND/OR SPECIFICATIONS. ALL DISCREPENCIES AND/OR MISTAKES SHALL BE COMMUNICATED TO MIDNIGHT DESIGN STUDIOS, INC. TO BE CORRECTED OR SUCH MISTAKES SHALL BE THE RESPONSIBILITY OF THE BUILDER/DEVELOPER/OWNER.

DATE ISSUED: 7/10/26
DESIGN BY: MJK
SCALE: 1/4" = 1'-0"

LOT 3 AND PART OF LOT 4,
BLOCK 33, PLAN 4479P
2006 30TH AVE SW
CALGARY, AB

A0

COVERSHEET

DEVELOPMENT PERMIT DRAWINGS

MIDNIGHT DESIGN STUDIO, INC.
5319 3RD STREET SE, CALGARY, AB
(403) 815-0604 - office
www.midnightdesignstudio.ca

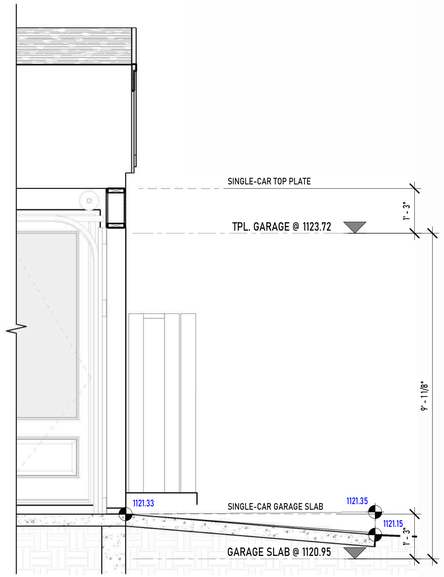

4 APRON 1 SECTION
1/2" = 1'-0"

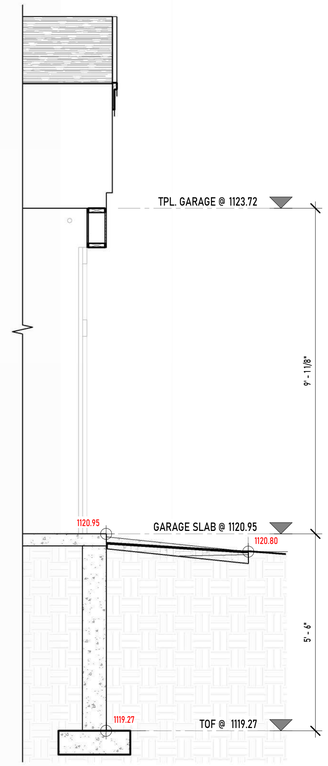

5 APRON 2 SECTION
1/2" = 1'-0"

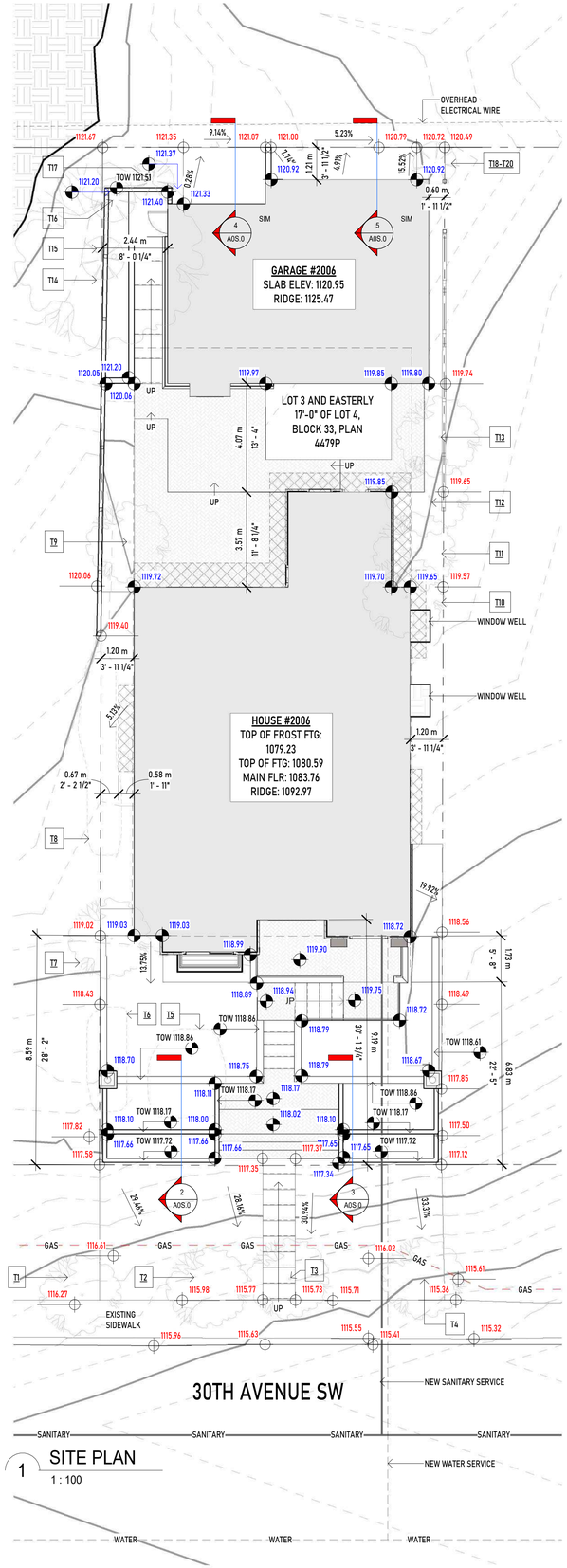

1 SITE PLAN
1 : 100

ALL EXISTING STRUCTURES ON THE SUBJECT PROPERTY SHALL BE EITHER REMOVED OR DEMOLISHED

ALL DIMENSIONS ARE IN METRES AND DECIMALS THEREOF UNLESS OTHERWISE SHOWN

ELEVATIONS ARE GEODETIC AND DERIVED FROM MARKER ASCM 270264

PROPERTIES ARE SUBJECT TO THE FOLLOWING INSTRUMENTS:
- N/A

72.49	INDICATES EXISTING GEODETIC
72.49	INDICATES PROPOSED GEODETIC
TOW 72.49 BOW 72.49	TOP OF WALL BOTTOM OF WALL
72.49	ELEVATION REFERENCE POINTS

NOTE: ALL AREAS NOT DESIGNATED WITH MATERIAL SHALL BE SOD

T1	- DENOTES EXISTING TREE TO BE REMOVED
T1	- DENOTES EXISTING TREE TO REMAIN

	DENOTES WINDOW WELL
	DENOTES CONCRETE DRIVE OR WALKWAY - BROOM FINISH CONCRETE
	DENOTES PATIO w/ HAND-TROWELED SMOOTH FINISH
	DENOTES PATIO COVER @ MAIN FLOOR OR CANTILEVER @ MAIN FLOOR - FOR COVERAGE CALC
	DENOTES CANTILEVER OF UPPER FLOOR
	DENOTES PUBLIC ZONE
	FOOTPRINT OF SUBJECT PROPERTY
	FOOTPRINT OF SUBJECT PROPERTY ATTACHED GARAGE
	DENOTES BLACK MULCH GROUNDCOVER
	DENOTES DROUGHT TOLERANT BLUE VELVET KENTUCKY BLUEGRASS

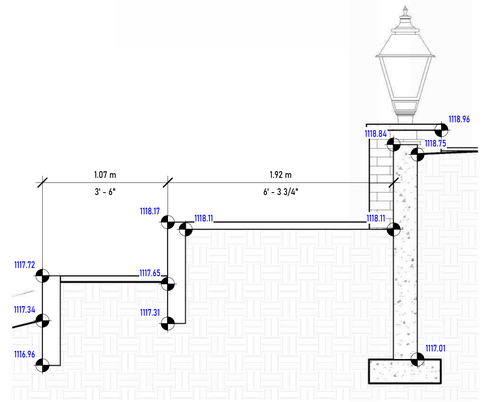

2 FRONT PLANTER RETAINER 1
1/2" = 1'-0"

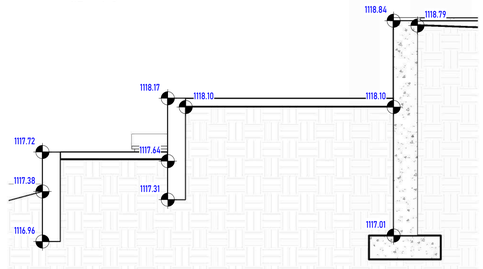

3 FRONT PLANTER RETAINER 2
1/2" = 1'-0"

SEE SITE LEGEND FOR INDICATION OF TREES TO BE REMOVED OR MAINTAINED

TREE SCHEDULE

Tree No.	Type	Trunk Dia (m)	Height (m)	Canopy Dia (m)	
T1	Deciduous	0.60	4.00	5.00	
T2 (cluster)	Deciduous	0.50	3.00	4.20	
T3	Deciduous	0.50	3.00	4.20	
T4	Deciduous	0.20	2.20	3.00	CITY TREE TO REMAIN - ACER TATARICUM ID# T-32050326
T5	Bushes	--	--	--	
T6	Bushes	--	--	--	
T7 (cluster)	Deciduous	0.60	6.00	6.00	
T8	Bushes	--	--	--	
T9	Deciduous	0.40	4.50	4.50	
T10	Deciduous	0.20	7.00	7.00	
T11	Deciduous	0.15	5.00	4.00	
T12	Deciduous	0.20	4.00	3.00	
T13	Deciduous	0.30	8.00	4.00	
T14	Deciduous	0.60	10.00	10.00	
T15	Deciduous	0.20	3.00	2.40	
T16	Coniferous	0.12	3.50	1.00	
T17	Coniferous	0.40	12.00	5.00	
T18	Deciduous	0.10	4.00	1.00	
T19	Coniferous	0.10	4.00	1.00	
T20	Coniferous	0.10	4.00	1.00	

MIDNIGHT DESIGN STUDIO

NO.	REVISION DESCRIPTION	DATE
1	CONCEPTS	9.16.26
2	CONCEPT REV 1	9.30.26
3	FINAL REVISIONS	10.1.26
4	DP SUBMISSION	10.7.26

COPYRIGHT:
THESE DRAWINGS ARE THE PROPERTY OF MIDNIGHT DESIGN STUDIO, LTD. ALL RIGHTS RESERVED, INCLUDING THE RIGHT OF REPRODUCTION IN WHOLE OR IN PART, IN ANY FORM, WITHOUT THE WRITTEN PERMISSION OF MIDNIGHT DESIGN STUDIO, INC. ANY COPYING OR PLAGERIZATION WILL RESULT IN PROSECUTION.

DISCLAIMER:
BUILDER SHALL REVIEW ALL DRAWINGS AND SPECIFICATIONS FOR CLARITY AND FOR ACCURACY. ALL WORK SHALL BE DONE IN A GOOD WORKMANSHIP MANNER AND TO THE BEST INDUSTRY STANDARDS AND PRACTICES, REGARDLESS OF DRAWINGS AND/OR SPECIFICATIONS.
ALL DISCREPANCIES AND/OR MISTAKES SHALL BE COMMUNICATED TO MIDNIGHT DESIGN STUDIOS, INC. TO BE CORRECTED OR SUCH MISTAKES SHALL BE THE RESPONSIBILITY OF THE BUILDER/DEVELOPER/OWNER.

DATE ISSUED:	7/10/26
DESIGN BY:	MJK
SCALE:	As indicated

LOT 3 AND PART OF LOT 4, BLOCK 33, PLAN 4479P
2006 30TH AVE SW
CALGARY, AB

A0S.0

SITE PLAN

DEVELOPMENT PERMIT DRAWINGS

MIDNIGHT DESIGN STUDIO, INC.
5319 3RD ST SE, CALGARY, AB
403-815-0604
www.midnightdesignstudio.ca



SUBJECT PROPERTY



WEST OF SUBJECT PROPERTY



EAST OF SUBJECT PROPERTY

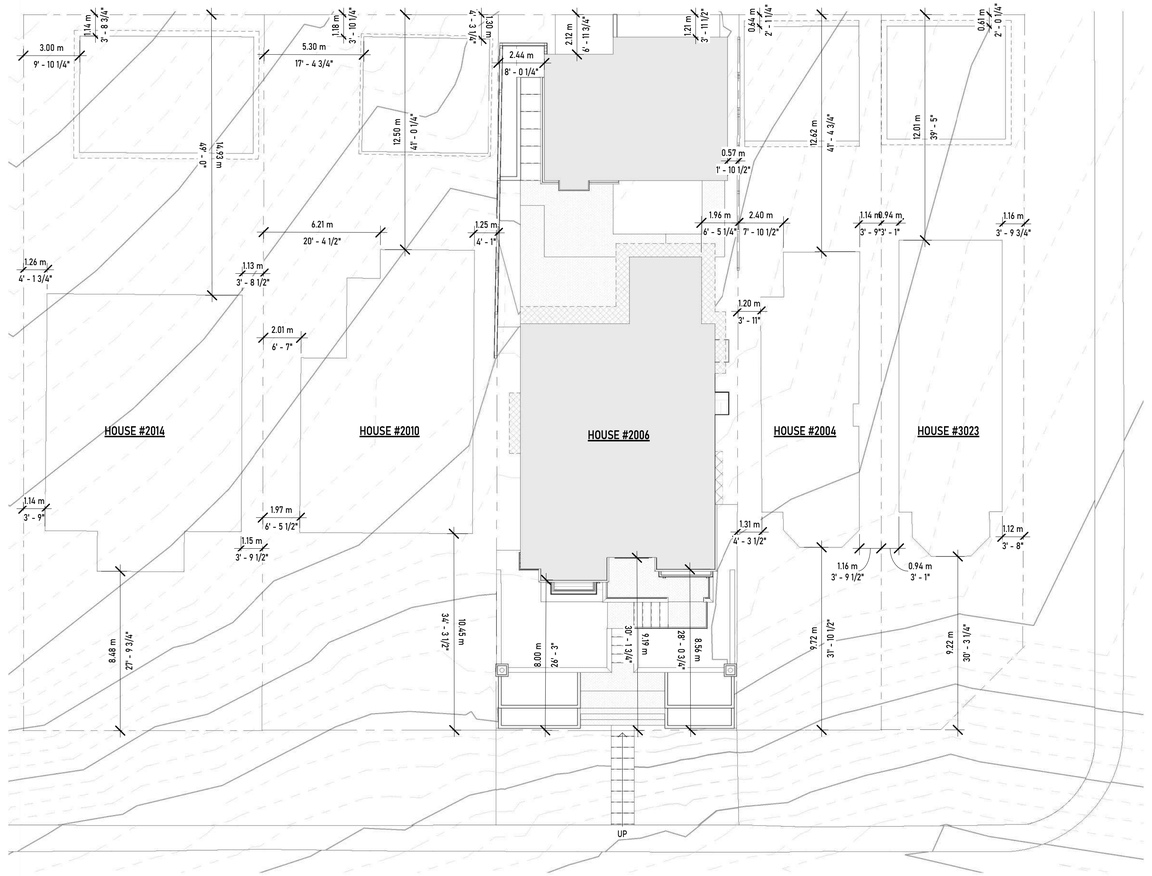

30TH AVENUE SW

1 BLOCK PLAN
1 : 150



2 STREETSCAPE
1 : 150

19TH STREET SW



REAR OF SUBJECT PROPERTY



REAR OF SUBJECT PROPERTY - FROM WEST

MIDNIGHT
DESIGN STUDIO

NO.	REVISION DESCRIPTION	DATE
1	CONCEPTS	9.16.26
2	CONCEPT REV 1	9.30.26
3	FINAL REVISIONS	10.1.26
4	DP SUBMISSION	10.7.26

COPYRIGHT:
THESE DRAWINGS ARE THE PROPERTY OF MIDNIGHT DESIGN STUDIO, LTD. ALL RIGHTS RESERVED, INCLUDING THE RIGHT OF REPRODUCTION IN WHOLE OR IN PART, IN ANY FORM, WITHOUT THE WRITTEN PERMISSION OF MIDNIGHT DESIGN STUDIO, INC. ANY COPYING OR PLAGERIZATION WILL RESULT IN PROSECUTION.

DISCLAIMER:
BUILDER SHALL REVIEW ALL DRAWINGS AND SPECIFICATIONS FOR CLARITY AND FOR ACCURACY. ALL WORK SHALL BE DONE IN A GOOD WORKMANSHIP MANNER AND TO THE BEST INDUSTRY STANDARDS AND PRACTICES, REGARDLESS OF DRAWINGS AND/OR SPECIFICATIONS.
ALL DISCREPANCIES AND/OR MISTAKES SHALL BE COMMUNICATED TO MIDNIGHT DESIGN STUDIOS, INC. TO BE CORRECTED OR SUCH MISTAKES SHALL BE THE RESPONSIBILITY OF THE BUILDER/DEVELOPER/OWNER.

DATE ISSUED:	7/10/26
DESIGN BY:	Designer
SCALE:	1 : 150

LOT 3 AND PART OF LOT 4,
BLOCK 33, PLAN 4479P
2006 30TH AVE SW
CALGARY, AB

A0S.2

BLOCK PLAN

DEVELOPMENT PERMIT DRAWINGS

MIDNIGHT DESIGN STUDIO, INC.
5319 3RD ST SE, CALGARY, AB
403-815-0604
www.midnightdesignstudio.ca



1 SOUTHWEST PERSPECTIVE



2 SOUTH PERSPECTIVE



3 NORTHWEST PERSPECTIVE



4 GARAGE LANE PERSPECTIVE

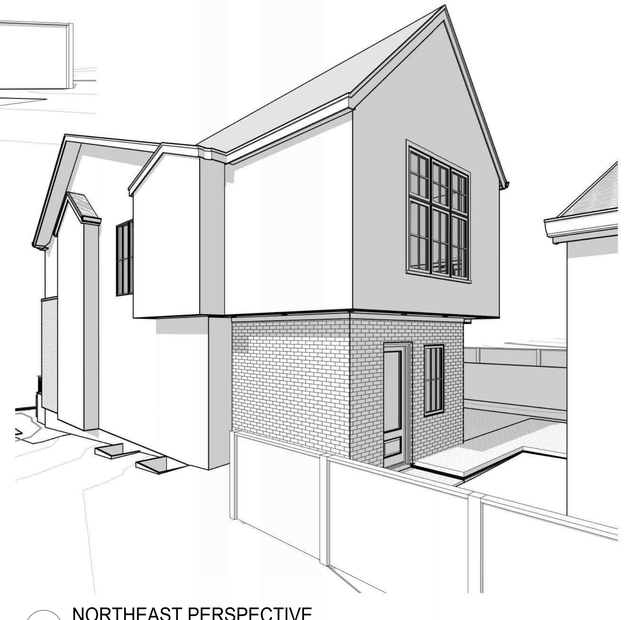

5 NORTHEAST PERSPECTIVE

MIDNIGHT
DESIGN STUDIO

NO.	REVISION DESCRIPTION	DATE
1	CONCEPTS	9.16.26
2	CONCEPT REV 1	9.30.26
3	FINAL REVISIONS	10.1.26
4	DP SUBMISSION	10.7.26

COPYRIGHT:
THESE DRAWINGS ARE THE PROPERTY OF MIDNIGHT DESIGN STUDIO, LTD. ALL RIGHTS RESERVED, INCLUDING THE RIGHT OF REPRODUCTION IN WHOLE OR IN PART, IN ANY FORM, WITHOUT THE WRITTEN PERMISSION OF MIDNIGHT DESIGN STUDIO, INC. ANY COPYING OR PLAGERIZATION WILL RESULT IN PROSECUTION.

DISCLAIMER:
BUILDER SHALL REVIEW ALL DRAWINGS AND SPECIFICATIONS FOR CLARITY AND FOR ACCURACY. ALL WORK SHALL BE DONE IN A GOOD WORKMANSHIP MANNER AND TO THE BEST INDUSTRY STANDARDS AND PRACTICES, REGARDLESS OF DRAWINGS AND/OR SPECIFICATIONS.
ALL DISCREPANCIES AND/OR MISTAKES SHALL BE COMMUNICATED TO MIDNIGHT DESIGN STUDIOS, INC. TO BE CORRECTED OR SUCH MISTAKES SHALL BE THE RESPONSIBILITY OF THE BUILDER/DEVELOPER/OWNER.

DATE ISSUED:	7/10/26
DESIGN BY:	MJK
SCALE:	

LOT 3 AND PART OF LOT 4,
BLOCK 33, PLAN 4479P
2006 30TH AVE SW
CALGARY, AB

A300

EXTERIOR PERSPECTIVES

DEVELOPMENT PERMIT DRAWINGS

MIDNIGHT DESIGN STUDIO, INC.
5319 3RD ST SE, CALGARY, AB
403-815-0604
www.midnightdesignstudio.ca

EXTERIOR FINISHES

1. CONCRETE FOUNDATION WALL - NO WATERPROOFING ABOVE GRADE - PROVIDE PARGING AT ALL EXPOSED FACES
2. EXPOSED DECORATIVE CONCRETE RETAINING WALL w/ STRIATED DETAIL - SEAL EXPOSED CONCRETE w/ SPRAY-ON RADONSEAL PLUS CONCRETE PENETRATING SEALER
3. MASONRY FINISH - SEE OWNERS' SPECIFICATIONS FOR EXACT SELECTION AS IT MAY DIFFER FROM THESE DRAWINGS
4. BRICK CLADDING FINISH - SEE OWNERS' SPECIFICATIONS FOR EXACT SELECTION AS IT MAY DIFFER FROM THESE DRAWINGS
5. LUX SIMULATED WOOD SOFFITS - INSTALL AS PER MFGR SPECIFICATIONS AND ENVELOPE ENGINEER'S SPECS IF VENTING REQUIRED.
6. ACRYLIC STUCCO FINISH - COLOUR TBD OR PER OWNERS' SPECIFICATIONS - PROVIDE REVEAL AS NOTED ON SPECIFIC ELEVATION
   A. WHERE AN EXPANSION JOINT IS NOT CALLED OUT BUT ONE IS REQUIRED, CONTRACTOR SHALL INQUIRE OF LOCATION TO MDS OFFICE, NO SUBSTITUTIONS
7. FASCIA BOARD AS PER DETAIL - PROVIDE METAL CAP o/ FASCIA BOARD AS SHOWN ON DETAIL
8. LUX RANDOM WALL CLADDING - INSTALL PER MFGR INSTRUCTIONS
9. 26 GAUGE ALUMINUM WALL CAP - BACKSLOPE TO ROOF
10. ALUMINUM K-STYLE GUTTER - BLACK
11. WROUGHT IRON RAILING - DESIGN TO BE DETERMINED
12. ALUMINUM CORNER CONNECTING WINDOWS BY WDW MANUFACTURER
13. 12mm GLASS RAILING w/ STAINLESS STEEL STAND-OFFS OR BLACK ALUMINUM POSTS PER ELEVATION
14. ASPHALT SHINGLES o/ 30LB BUILDING ROOFING PAPER

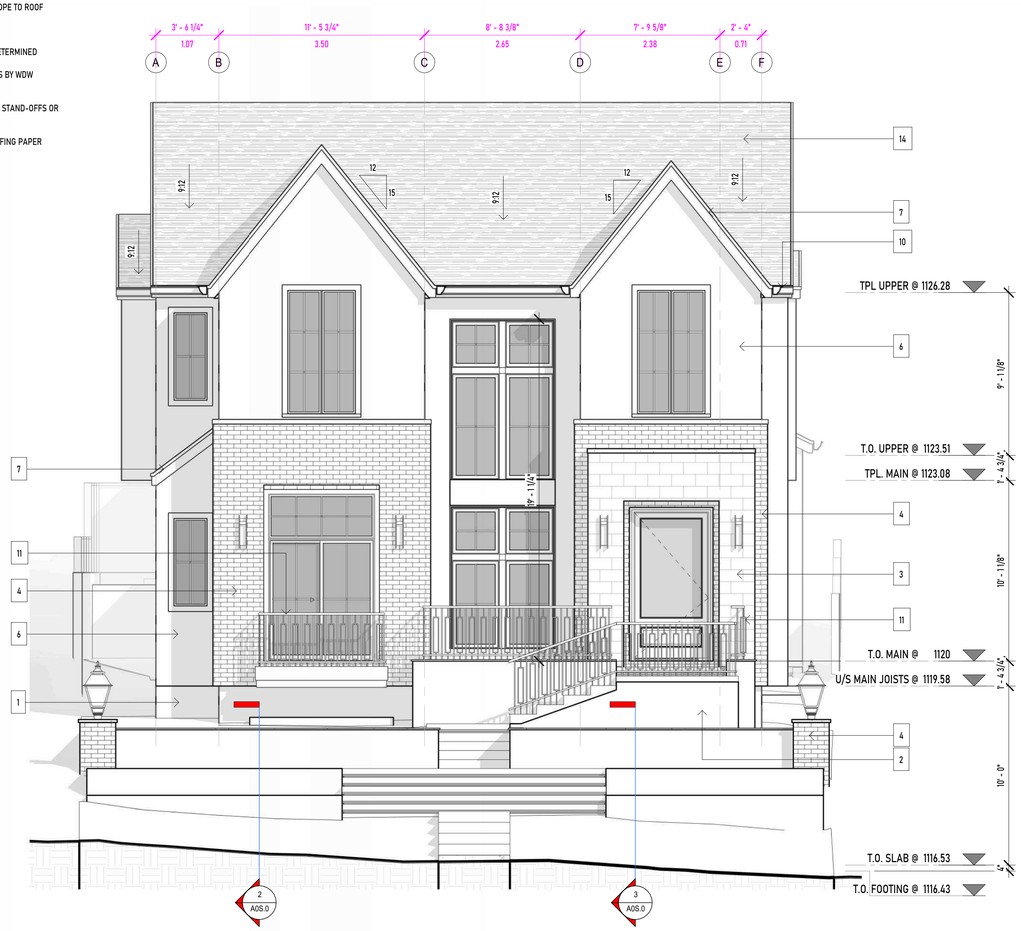

1 SOUTH (FRONT) ELEVATION
1/4" = 1'-0"



2 NORTH (REAR) ELEVATION
1/4" = 1'-0"

MIDNIGHT DESIGN STUDIO

NO.	REVISION DESCRIPTION	DATE
1	CONCEPTS	9.16.26
2	CONCEPT REV 1	9.30.26
3	FINAL REVISIONS	10.1.26
4	DP SUBMISSION	10.7.26

COPYRIGHT:
THESE DRAWINGS ARE THE PROPERTY OF MIDNIGHT DESIGN STUDIO, LTD. ALL RIGHTS RESERVED, INCLUDING THE RIGHT OF REPRODUCTION IN WHOLE OR IN PART, IN ANY FORM, WITHOUT THE WRITTEN PERMISSION OF MIDNIGHT DESIGN STUDIO, INC. ANY COPYING OR PLAGERIZATION WILL RESULT IN PROSECUTION.

DISCLAIMER:
BUILDER SHALL REVIEW ALL DRAWINGS AND SPECIFICATIONS FOR CLARITY AND FOR ACCURACY. ALL WORK SHALL BE DONE IN A GOOD WORKMANSHIP MANNER AND TO THE BEST INDUSTRY STANDARDS AND PRACTICES, REGARDLESS OF DRAWINGS AND/OR SPECIFICATIONS.
ALL DISCREPANCIES AND/OR MISTAKES SHALL BE COMMUNICATED TO MIDNIGHT DESIGN STUDIOS, INC. TO BE CORRECTED OR SUCH MISTAKES SHALL BE THE RESPONSIBILITY OF THE BUILDER/DEVELOPER/OWNER.

DATE ISSUED:	7/10/26
DESIGN BY:	Designer
SCALE:	As indicated

LOT 3 AND PART OF LOT 4,
BLOCK 33, PLAN 4479P
2006 30TH AVE SW
CALGARY, AB

A301

EXTERIOR SCHEMATICS

DEVELOPMENT PERMIT DRAWINGS

MIDNIGHT DESIGN STUDIO, INC.
5319 3RD ST SE, CALGARY, AB
403-815-0604
www.midnightdesignstudio.ca

EXTERIOR FINISHES

1. CONCRETE FOUNDATION WALL - NO WATERPROOFING ABOVE GRADE - PROVIDE PARGING AT ALL EXPOSED FACES
2. EXPOSED DECORATIVE CONCRETE RETAINING WALL w/ STRIATED DETAIL - SEAL EXPOSED CONCRETE w/ SPRAY-ON RADONSEAL PLUS CONCRETE PENETRATING SEALER
3. MASONRY FINISH - SEE OWNERS' SPECIFICATIONS FOR EXACT SELECTION AS IT MAY DIFFER FROM THESE DRAWINGS
4. BRICK CLADDING FINISH - SEE OWNERS' SPECIFICATIONS FOR EXACT SELECTION AS IT MAY DIFFER FROM THESE DRAWINGS
5. LUX SIMULATED WOOD SOFFITS - INSTALL AS PER MFGR SPECIFICATIONS AND ENVELOPE ENGINEER'S SPECS IF VENTING REQUIRED.
6. ACRYLIC STUCCO FINISH - COLOUR TBD OR PER OWNERS' SPECIFICATIONS - PROVIDE REVEAL AS NOTED ON SPECIFIC ELEVATION
   A. WHERE AN EXPANSION JOINT IS NOT CALLED OUT BUT ONE IS REQUIRED, CONTRACTOR SHALL INQUIRE OF LOCATION TO MDS OFFICE, NO SUBSTITUTIONS
7. FASCIA BOARD AS PER DETAIL - PROVIDE METAL CAP o/ FASCIA BOARD AS SHOWN ON DETAIL
8. LUX RANDOM WALL CLADDING - INSTALL PER MFGR INSTRUCTIONS
9. 26 GAUGE ALUMINUM WALL CAP - BACKSLOPE TO ROOF
10. ALUMINUM K-STYLE GUTTER - BLACK
11. WROUGHT IRON RAILING - DESIGN TO BE DETERMINED
12. ALUMINUM CORNER CONNECTING WINDOWS BY WDW MANUFACTURER
13. 12mm GLASS RAILING w/ STAINLESS STEEL STAND-OFFS OR BLACK ALUMINUM POSTS PER ELEVATION
14. ASPHALT SHINGLES o/ 30LB BUILDING ROOFING PAPER

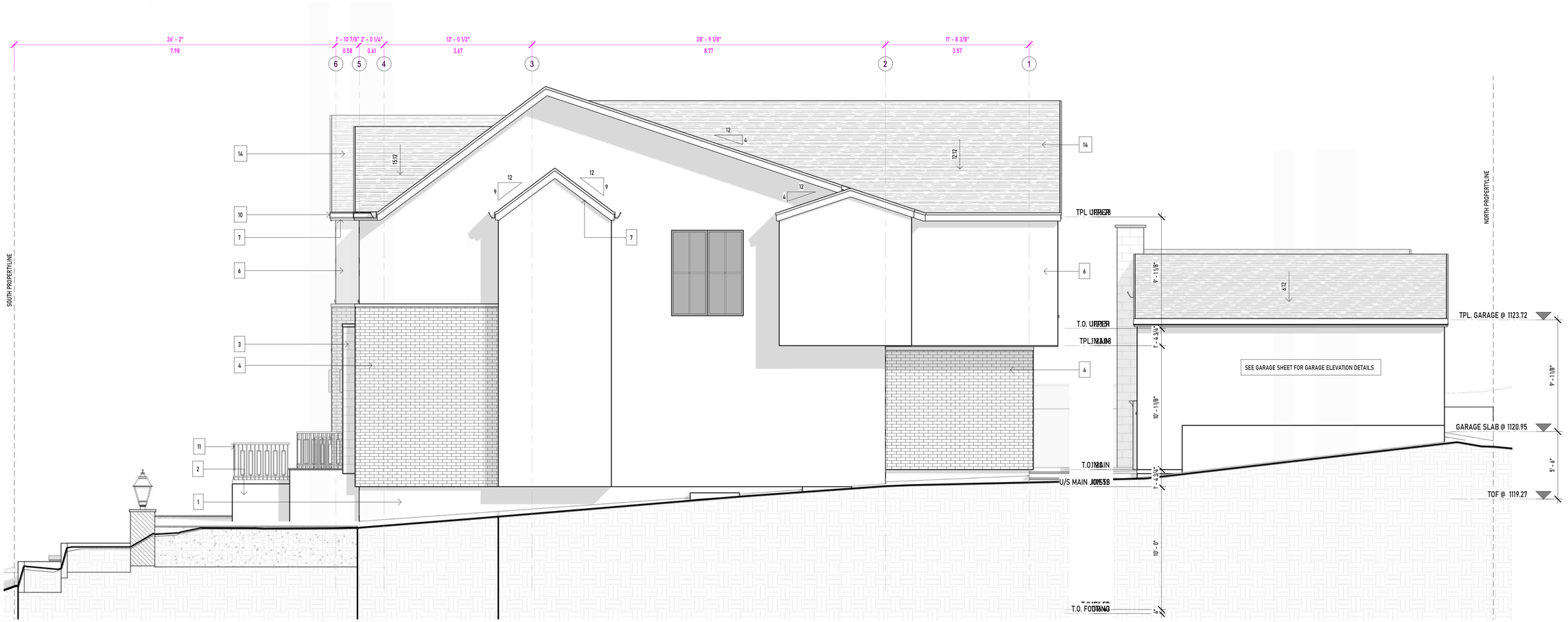

1 EAST (RIGHT) ELEVATION
1/4" = 1'-0"

MIDNIGHT DESIGN STUDIO

NO.	REVISION DESCRIPTION	DATE
1	CONCEPTS	9.16.26
2	CONCEPT REV 1	9.30.26
3	FINAL REVISIONS	10.1.26
4	DP SUBMISSION	10.7.26

COPYRIGHT:
THESE DRAWINGS ARE THE PROPERTY OF MIDNIGHT DESIGN STUDIO, LTD. ALL RIGHTS RESERVED, INCLUDING THE RIGHT OF REPRODUCTION IN WHOLE OR IN PART, IN ANY FORM, WITHOUT THE WRITTEN PERMISSION OF MIDNIGHT DESIGN STUDIO, INC. ANY COPYING OR PLAGERIZATION WILL RESULT IN PROSECUTION.

DISCLAIMER:
BUILDER SHALL REVIEW ALL DRAWINGS AND SPECIFICATIONS FOR CLARITY AND FOR ACCURACY. ALL WORK SHALL BE DONE IN A GOOD WORKMANSHIP MANNER AND TO THE BEST INDUSTRY STANDARDS AND PRACTICES, REGARDLESS OF DRAWINGS AND/OR SPECIFICATIONS.
ALL DISCREPANCIES AND/OR MISTAKES SHALL BE COMMUNICATED TO MIDNIGHT DESIGN STUDIOS, INC. TO BE CORRECTED OR SUCH MISTAKES SHALL BE THE RESPONSIBILITY OF THE BUILDER/DEVELOPER/OWNER.

DATE ISSUED:	7/10/26
DESIGN BY:	Designer
SCALE:	As indicated

LOT 3 AND PART OF LOT 4,
BLOCK 33, PLAN 4479P
2006 30TH AVE SW
CALGARY, AB

A302

EXTERIOR SCHEMATICS

DEVELOPMENT PERMIT DRAWINGS

MIDNIGHT DESIGN STUDIO, INC.
5319 3RD ST SE, CALGARY, AB
403-815-0604
www.midnightdesignstudio.ca

EXTERIOR FINISHES

1. CONCRETE FOUNDATION WALL - NO WATERPROOFING ABOVE GRADE - PROVIDE PARGING AT ALL EXPOSED FACES
2. EXPOSED DECORATIVE CONCRETE RETAINING WALL w/ STRIATED DETAIL - SEAL EXPOSED CONCRETE w/ SPRAY-ON RADONSEAL PLUS CONCRETE PENETRATING SEALER
3. MASONRY FINISH - SEE OWNERS' SPECIFICATIONS FOR EXACT SELECTION AS IT MAY DIFFER FROM THESE DRAWINGS
4. BRICK CLADDING FINISH - SEE OWNERS' SPECIFICATIONS FOR EXACT SELECTION AS IT MAY DIFFER FROM THESE DRAWINGS
5. LUX SIMULATED WOOD SOFFITS - INSTALL AS PER MFGR SPECIFICATIONS AND ENVELOPE ENGINEER'S SPECS IF VENTING REQUIRED.
6. ACRYLIC STUCCO FINISH - COLOUR TBD OR PER OWNERS' SPECIFICATIONS - PROVIDE REVEAL AS NOTED ON SPECIFIC ELEVATION
   A. WHERE AN EXPANSION JOINT IS NOT CALLED OUT BUT ONE IS REQUIRED, CONTRACTOR SHALL INQUIRE OF LOCATION TO MDS OFFICE, NO SUBSTITUTIONS
7. FASCIA BOARD AS PER DETAIL - PROVIDE METAL CAP o/ FASCIA BOARD AS SHOWN ON DETAIL
8. LUX RANDOM WALL CLADDING - INSTALL PER MFGR INSTRUCTIONS
9. 26 GAUGE ALUMINUM WALL CAP - BACKSLOPE TO ROOF
10. ALUMINUM K-STYLE GUTTER - BLACK
11. WROUGHT IRON RAILING - DESIGN TO BE DETERMINED
12. ALUMINUM CORNER CONNECTING WINDOWS BY WDW MANUFACTURER
13. 12mm GLASS RAILING w/ STAINLESS STEEL STAND-OFFS OR BLACK ALUMINUM POSTS PER ELEVATION
14. ASPHALT SHINGLES o/ 30LB BUILDING ROOFING PAPER

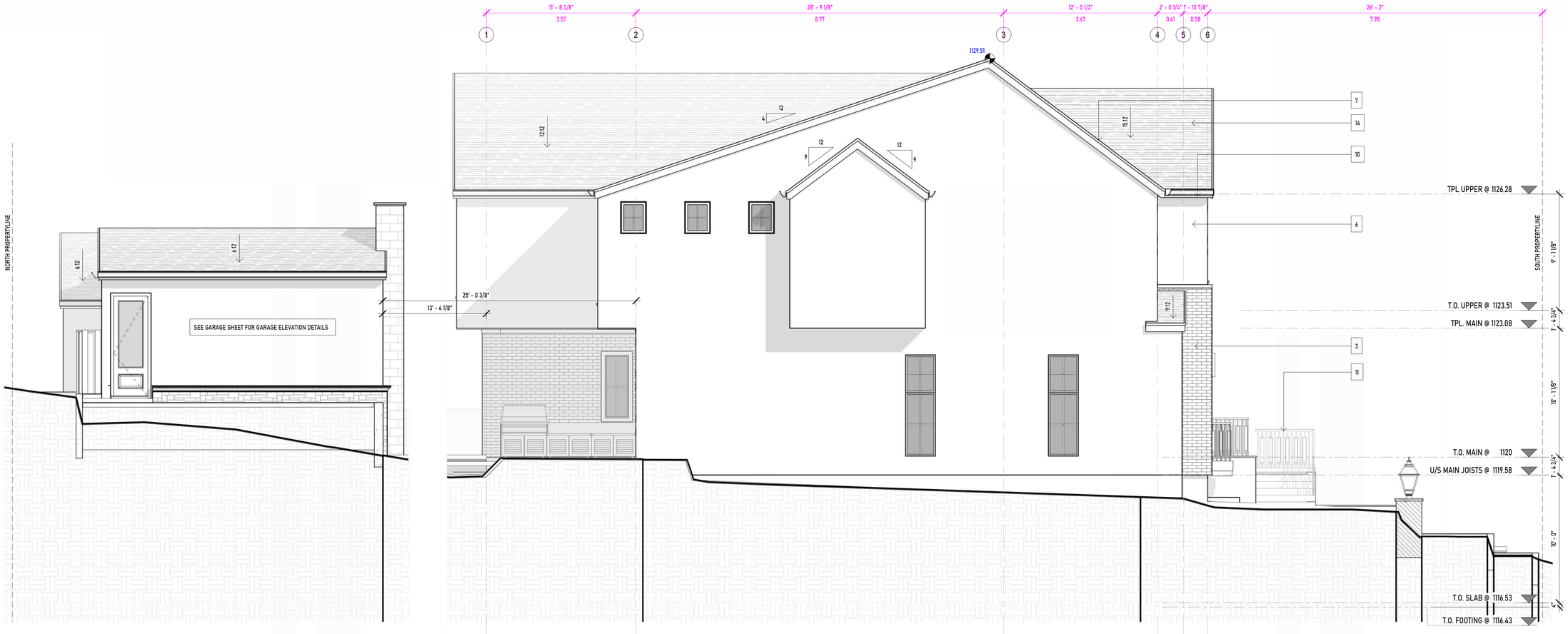

1 WEST (LEFT) ELEVATION
1/4" = 1'-0"

MIDNIGHT DESIGN STUDIO

NO.	REVISION DESCRIPTION	DATE
1	CONCEPTS	9.16.26
2	CONCEPT REV 1	9.30.26
3	FINAL REVISIONS	10.1.26
4	DP SUBMISSION	10.7.26

COPYRIGHT:
THESE DRAWINGS ARE THE PROPERTY OF MIDNIGHT DESIGN STUDIO, LTD. ALL RIGHTS RESERVED, INCLUDING THE RIGHT OF REPRODUCTION IN WHOLE OR IN PART, IN ANY FORM, WITHOUT THE WRITTEN PERMISSION OF MIDNIGHT DESIGN STUDIO, INC. ANY COPYING OR PLAGERIZATION WILL RESULT IN PROSECUTION.

DISCLAIMER:
BUILDER SHALL REVIEW ALL DRAWINGS AND SPECIFICATIONS FOR CLARITY AND FOR ACCURACY. ALL WORK SHALL BE DONE IN A GOOD WORKMANSHIP MANNER AND TO THE BEST INDUSTRY STANDARDS AND PRACTICES, REGARDLESS OF DRAWINGS AND/OR SPECIFICATIONS.
ALL DISCREPANCIES AND/OR MISTAKES SHALL BE COMMUNICATED TO MIDNIGHT DESIGN STUDIOS, INC. TO BE CORRECTED OR SUCH MISTAKES SHALL BE THE RESPONSIBILITY OF THE BUILDER/DEVELOPER/OWNER.

DATE ISSUED:	7/10/26
DESIGN BY:	Designer
SCALE:	As indicated

LOT 3 AND PART OF LOT 4,
BLOCK 33, PLAN 4479P
2006 30TH AVE SW
CALGARY, AB

A303

EXTERIOR SCHEMATICS

DEVELOPMENT PERMIT DRAWINGS

MIDNIGHT DESIGN STUDIO, INC.
5319 3RD ST SE, CALGARY, AB
403-815-0604
www.midnightdesignstudio.ca

GRID NOTE:

GRIDS ARE DIMENSIONED AS TO THE BEST OVERALL POINT TO POINT DIMENSION FOR THE MOST ACCURATE FOUNDATION, BASEMENT WALL, AND MAIN WALL PLACEMENT FROM FLOOR TO FLOOR. SOME GRIDS ARE NOT DIMENSIONED FROM GRID TO GRID DUE TO THEIR NON-RELATIVE NATURE.

SHADING SYMBOL LEGEND:

DENOTES AREA IS OPEN TO ABOVE

DENOTES AREA IS OPEN TO BELOW

X'-X" CLG — DENOTES DROPPED CLG & HEIGHT A.F.F.

DENOTES AREA HAS OUTDOOR SPACE ABOVE

WINDOW/DOOR TAGS:

(X) DENOTES WINDOW

(X) / (X) DENOTES WINDOW MULLED TO WINDOW ABOVE/BELOW

(X) DENOTES DOOR

(X)(X) DENOTES DOOR/WINDOW COMBO

*WINDOWS ARE TAGGED ACCORDING TO THEIR LEVEL

- BASEMENT LEVEL SINGLE DIGITS
- MAIN FLOOR 100's
- UPPER FLOOR 200's
- LOFT FLOOR 300's

DOOR SCHEDULE

TYPE MARK	WIDTH	HEIGHT	DESCRIPTION
1	4' - 2"	8' - 4"	FRONT ENTRY DOOR
2	2' - 8"	8' - 0"	HALF LIGHT FRENCH DOOR
3	5' - 11"	9' - 4"	7282 PATIO DOOR
4	11' - 9"	7' - 11 1/2"	14496 PATIO DOOR
5	2' - 8"	8' - 0"	POCKET DOOR
6	2' - 0"	8' - 0"	V-Groove (VG) Series
7	2' - 6"	8' - 0"	V-Groove (VG) Series
8	2' - 8"	8' - 0"	V-Groove (VG) Series
9	2' - 10"	8' - 0"	V-Groove (VG) Series
10	4' - 0"	8' - 0"	DOUBLE DOOR
11	16' - 0"	8' - 0"	OVERHEAD GARAGE DOOR
12	8' - 0"	8' - 0"	OVERHEAD GARAGE DOOR
13	2' - 6"	8' - 0"	12mm GLASS DOOR w/ CHROME HARDWARE

WINDOW SCHEDULE

MARK	WIDTH	HEIGHT	Mulled Units Horizontal	Mulled Units Vertical
1	5' - 8"	7' - 10 1/4"	2	2
2	2' - 8"	5' - 0"		
3	1' - 11"	4' - 11 1/2"		
4	2' - 4"	7' - 11"		
5	5' - 8"	8' - 10 1/4"	2	2
6	3' - 10"	6' - 11 1/2"	2	
7	5' - 10"	6' - 11 1/2"	2	
8	7' - 4"	7' - 5 1/2"	3	2
9	2' - 0"	2' - 6"		
11	7' - 4"	7' - 5 1/2"	3	2
12	1' - 11"	2' - 11 1/2"		
13	3' - 0"	3' - 0"		
14	5' - 9"	3' - 5 1/2"	3	



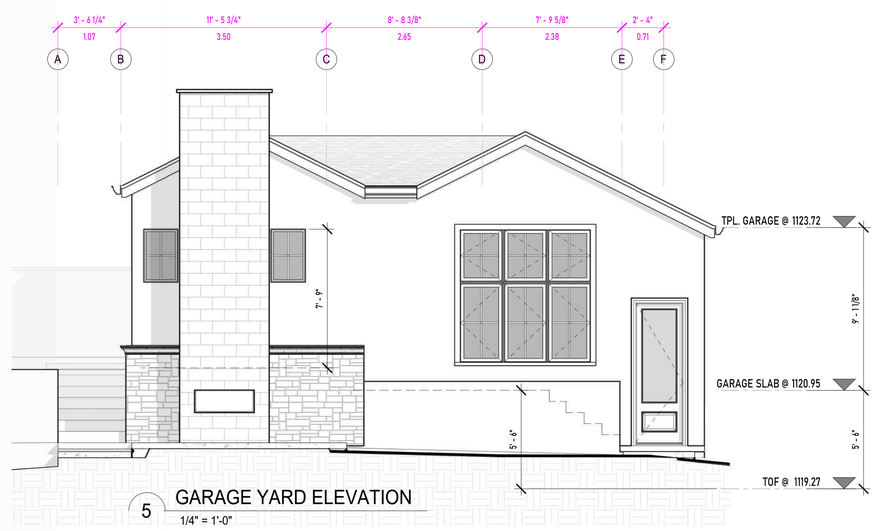

5 GARAGE YARD ELEVATION
1/4" = 1'-0"

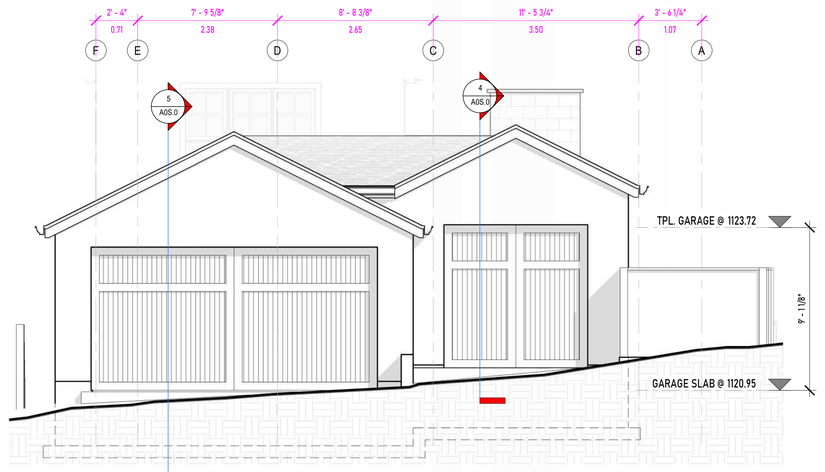

2 GARAGE LANE ELEVATION
1/4" = 1'-0"

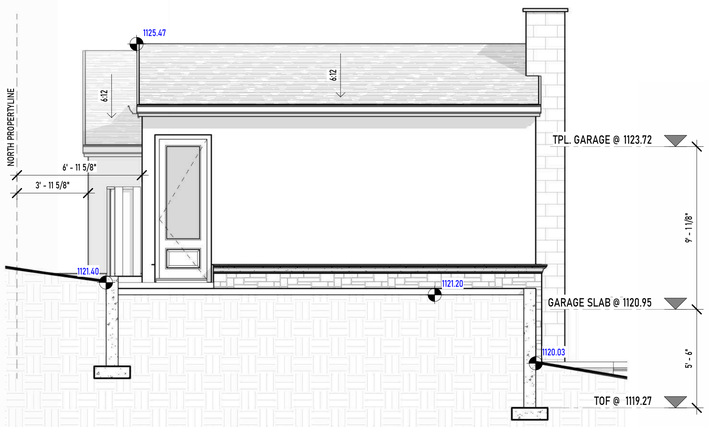

3 GARAGE WEST ELEVATION
1/4" = 1'-0"

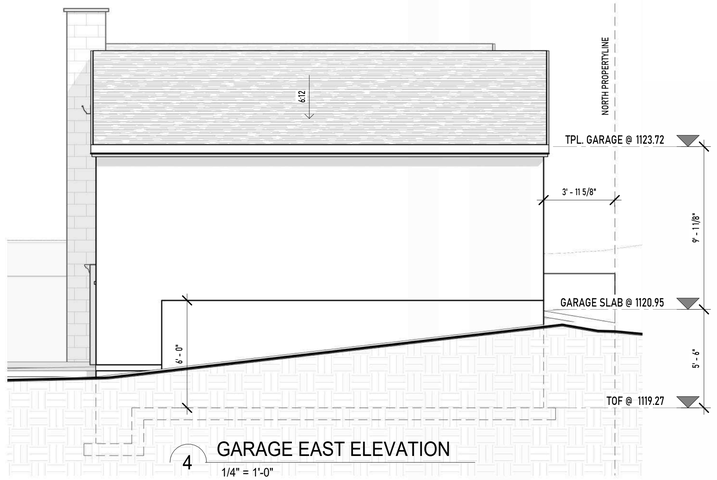

4 GARAGE EAST ELEVATION
1/4" = 1'-0"

MIDNIGHT DESIGN STUDIO

TOTAL BASEMENT DEVELOPMENT - 1,249 SQ. FT.
MAIN FLOOR AREA - 1,600 SQ. FT.
UPPER FLOOR AREA - 1,576 SQ. FT.
TOTAL AREA - 3,176 SQ. FT.

NO.	REVISION DESCRIPTION	DATE
1	CONCEPTS	9.16.26
2	CONCEPT REV 1	9.30.26
3	FINAL REVISIONS	10.1.26
4	DP SUBMISSION	10.7.26

COPYRIGHT:
THESE DRAWINGS ARE THE PROPERTY OF MIDNIGHT DESIGN STUDIO, LTD. ALL RIGHTS RESERVED, INCLUDING THE RIGHT OF REPRODUCTION IN WHOLE OR IN PART, IN ANY FORM, WITHOUT THE WRITTEN PERMISSION OF MIDNIGHT DESIGN STUDIO, INC. ANY COPYING OR PLAGERIZATION WILL RESULT IN PROSECUTION.

DISCLAIMER:
BUILDER SHALL REVIEW ALL DRAWINGS AND SPECIFICATIONS FOR CLARITY AND FOR ACCURACY. ALL WORK SHALL BE DONE IN A GOOD WORKMANSHIP MANNER AND TO THE BEST INDUSTRY STANDARDS AND PRACTICES, REGARDLESS OF DRAWINGS AND/OR SPECIFICATIONS.
ALL DISCREPANCIES AND/OR MISTAKES SHALL BE COMMUNICATED TO MIDNIGHT DESIGN STUDIOS, INC. TO BE CORRECTED OR SUCH MISTAKES SHALL BE THE RESPONSIBILITY OF THE BUILDER/DEVELOPER/OWNER.

DATE ISSUED:	7/10/26
DESIGN BY:	MJK
SCALE:	1/4" = 1'-0"

LOT 3 AND PART OF LOT 4,
BLOCK 33, PLAN 4479P
2006 30TH AVE SW
CALGARY, AB

A600

GARAGE PLANS

DEVELOPMENT PERMIT DRAWINGS

MIDNIGHT DESIGN STUDIO, INC.
5319 3RD ST SE, CALGARY, AB
403-815-0604
www.midnightdesignstudio.ca