AMENDED DRAWINGS

DP No	Date Received
DP2026-5287	2026-11-06

THESE DRAWINGS REFER TO THE ABOVE DEVELOPMENT PERMIT NO.

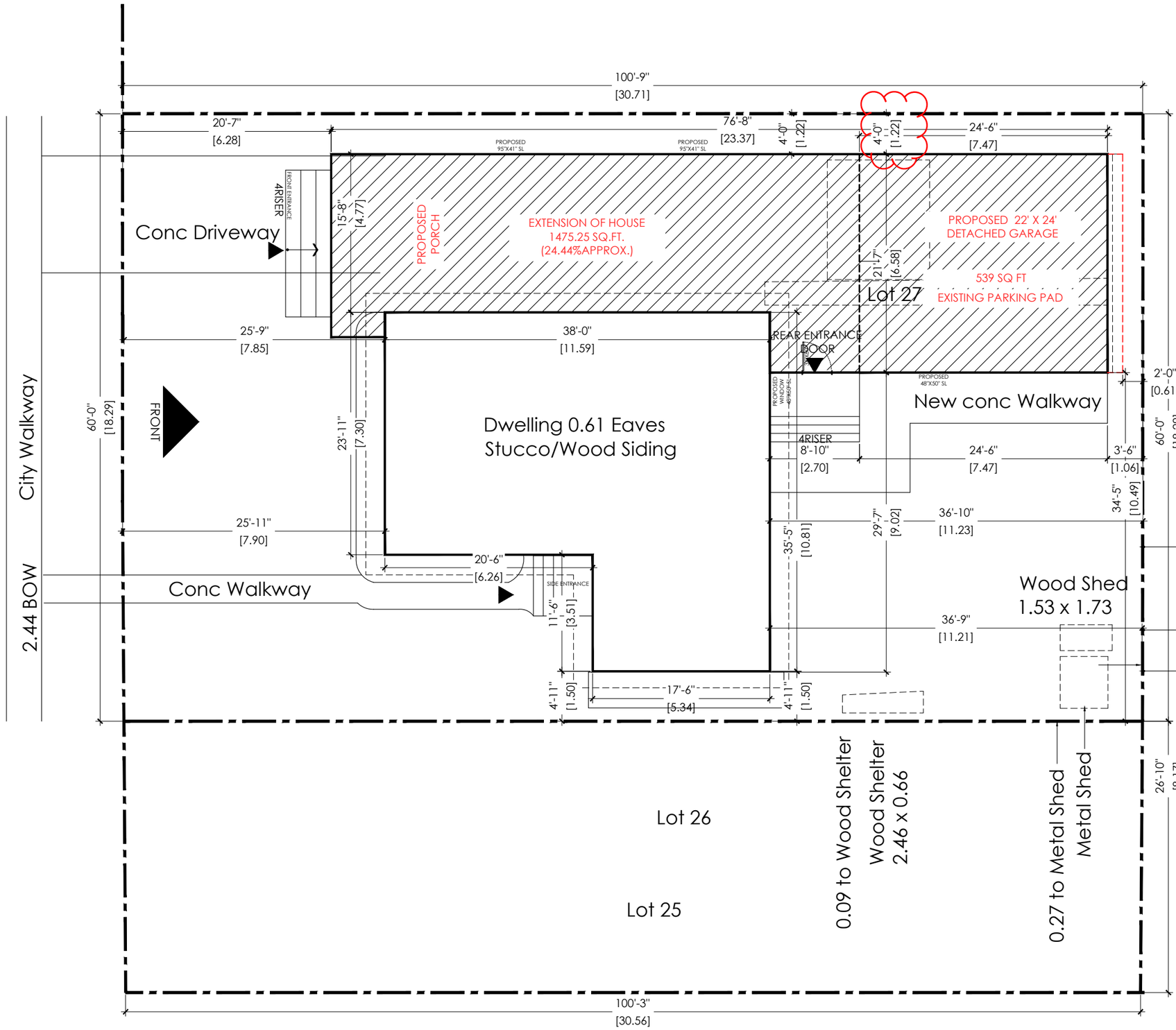

Garbage Enclosure Enc
0.20 into Lane

Haysboro Crescent S.W.

SITE PLAN
SCALE : 3/32"=1'-0"

TOTAL PARCEL AREA= 6037.40 SQ.FT.

MAX. LOT COVERAGE= 45%

TOTAL BUILDING AREA ALLOWED= 2716.83 SQ.FT.

BUILDING FOOTPRINT (A+B):- 2555.29 SQ.FT.

1. EXISTING HOUSE AREA (A):- 1112.99 SQ.FT.
2. PROPOSED AREA (B):- 1442.3 SQ.FT.

PROPOSED COVERAGE:- 42.32%

TOTAL BUILDING AREA:- 2555.29 SQ.FT.

AS DESIGNERS INC.

Email:- info@asdesigners.ca

Cell:- +1(825)558-7007

ALL RIGHTS RESERVED.NO PART OF THIS DRAWING MAY BE REPRODUCED OR TRANSMITTED IN ANY MEANS WITHOUT THE WRITTEN PERMISSION OF COPYRIGHT HOLDER

Notes :

- TO BE DEMOLISHED
- PROPOSED ADDITION
- SITE BOUNDARY
- EXISTING SITE
- FRONT OF THE HOME

All contractors must abide to all applicable Municipal, Provincial and Federal Laws and regulations, as well as the National Building Code.

All work to conform to the 2023 National Building Code - Alberta Edition, 2019 Alberta Fire Code and comply with any regulations pertaining to the Authority having Jurisdiction.

Contractor must visit the site to familiarize himself with the project prior to submitting his price.

Contractor must verify and check all job dimensions, drawings and specifications on site, and report any errors, omission and discrepancies prior to commencement of work.

NO	DESCRIPTION	DATE
05	REVISED FOR PERMIT	2026-11-06
04	REVISED FOR PERMIT	2026-10-29
03	ISSUED FOR REVIEW	2026-10-13
02	ISSUED FOR BP	2026-08-09
01	ISSUED FOR REVIEW	2026-08-08

PROPERTY ADDRESS:
132 Haysboro Crescent SW

PROJECT:
Proposed Addition and Garage

DRAWING NAME:
Site Plan

PROJECT NUMBER:
2740

DATE: 26-11-06 **SCALE:** As Noted

DRAWN BY:	REVIEWED BY:	PAGE:
SH	RP	A1.0

HOUSE ADDITION

132 HAYSBORO CRESCENT SW

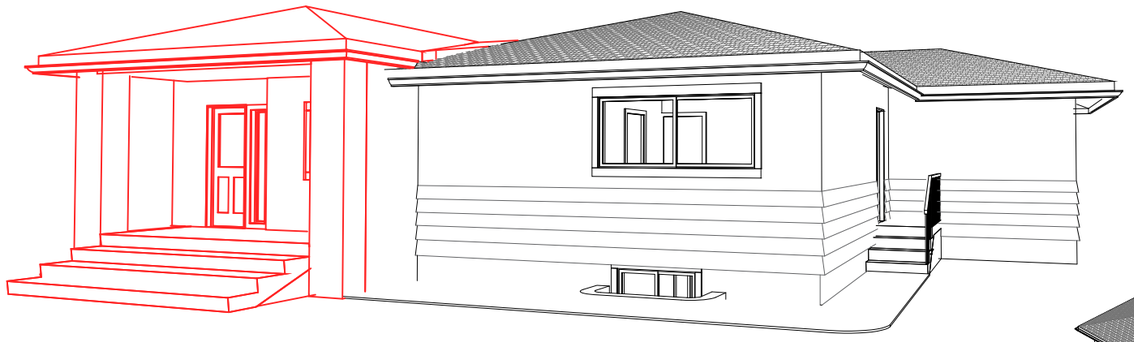

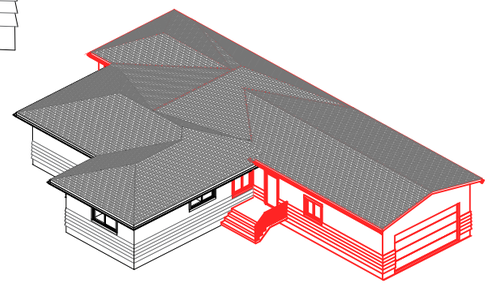



Description of Work:
Proposed extension of the existing house, including the addition of one new front porch and entrance, one rear entrance, a foyer, a closet, a proposed window with bedroom extension. Alteration of kitchen, living space and washroom to bedroom, W.I.C., ensuite, laundry and powder room. Addition of new kitchen, dining, living space and garage.

Index

1. A1.0 Site Plan
2. A1.1 Info Sheet
3. A1.2 Existing Main floor plan
4. A1.3 Proposed Main Floor Plan
5. A1.4 Roof Plan
6. A1.5 Front & Rear Elevation
7. A1.6 Right & Left Elevation
8. A1.7 Section A & B
9. A1.8 Main Floor Electrical
10. A1.9 Electrical Legend & General Notes
11. A1.10 Construction Detail-1
12. A1.11 Construction Detail-2
12. A1.12 Construction Detail-3
13. A1.13 Notes
14. A1.14 Views
15. A1.15 Garage Floor Plan
16. A1.16 Garage Roof Plan
17. A1.17 Garage Front & Rear Elevations
18. A1.18 Garage Side Elevations
19. A1.19 Garage Sections

SCOPE	
1.	HOUSE EXTENSION
2.	REAR PORCH ADDITION
3.	FRONT PORCH ADDITION
4.	GARAGE ADDTION

TOTAL PARCEL AREA= 6037.40 SQ.FT.

MAX. LOT COVERAGE= 45%

TOTAL BUILDING AREA ALLOWED= 2716.83 SQ.FT.

BUILDING FOOTPRINT (A+B):- 2555.29 SQ.FT.

1. EXISTING HOUSE AREA (A):- 1112.99 SQ.FT.
2. PROPOSED AREA (B):- 1442.3 SQ.FT.

PROPOSED COVERAGE:- 42.32%

TOTAL BUILDING AREA:- 2555.29 SQ.FT.

AREA CALCULATION		
MAIN FLOOR AREA	804.7 SF	74.75 SM
SUBTOTAL	**804.7 SF**	**74.75 SM**
TOTAL NET AREA	**804.7 SF**	**74.75 SM**
GARAGE AREA	539 SF	50.07 SM
PORCH AREA	98.6 SF	9.16 SM
TOTAL COVERAGE	**1442.3 SF**	**133.9 SM**

General Details
Drawings and speciecations are brookfield residential copyright being reserved.
to them.

1. Buiilder must check and verify all detals and dimensions and report any discrepancies to the designer prior to any on site construction
2. All construction details and practices to conform to current alberta bulding code and all other applicable regulations/bylaws
3. Do not scale drawings written dimensions have precedence over scaled dimensions
4. Square footage shown on plans a guideline only, do not price building based on this number.
5. All materials shall be installed and or applied as per manufacturers specifications and instructions
6. Brookfield residential recognizes that there are methods of construction and or procedures other than those described in the specifications and or detailed on the drawings and welcomes constructive proposals from the trades involved.
7. Final site grades may alter exterior appearance
8. All lintels to be 2-200 #2 spruce unless noted otherwise
9. All written specs overrie drawings
10. All loose material, and any soil which may have become wet or soft due to rain water ingress, snow or thawing within the footing areas must be removed by hand prior to placement of concrete .
11. Window and door sizes shown are nominal only exact dimensions and rough opening sizes are to be supplied by the window manufacturer prior to start of construction.
12. All doors to be 6'-8" in height unless noted otherwise.
13. Concrete foundation wall window buck material is to be placed directly below the ladder sill
14. Engineered floor joist manufacturer is to verify all engineered floor joist and beam spans and provide a layout, design and drawings engineered floor joists are to be design with a maximum live load deflection of L/483 floor loads are 40 psf live load is 10pse dead load
15. Roof truss manufacturer is to verify all roof slopes and truss design and provide a layout design and drawings roof trusses are to be approved by an engineer regstered in the province of alberta,
16. Electrical outlets and media outlets may not be as shown on plans due to site conditions and building code requirements
17. All vacufo R.I should be a min 3' to max 2' from wall outlet or as per manufacturers specifications
18. Provide door to space containing furnace as per abc 9.7.2.3(2)
19. All interior/exterior stair handrails and guards shall conform to abc 9.8.7. &9.8.8
20. Smoke alarms shall conform 10 abc 9.10.19
21. Slab on grade damproofed as per abc 9.13.21
22. Soil gas provisions as per current abc 9.13.4
23. Stepped concrete strip footings shall have maximun rise of 24" (600m as per abc 9.15.3.9
24. Roof/attic spaces requiring ventlation shall conform to abc 9.19.1.1 $ 9.19.13
25. Provide protection for insulation from mechanigal damage as fer abc 9.25.2.3 (7) and 9.25.23.161
26. Flashing at horzontal junctions and exterior openings to conform to abc 9.27.3.8.
27. Carbon monoxide detector location and install to conform to abc 9.32.3.9
28. Ventilation requirements to conform to including all tables within abc 9.36
29. Attic access to be weatherstripped and insulated as per abc 9.36.2.7.
30. Provice interior damproofing and air/vapour barriers as per abc 9.36.29 & 9.13.
31. Flasing ,interior damproofing and air/vpour barrer joints to conform to abc 9.36.2.10

ALL RIGHTS RESERVED.NO PART OF THIS DRAWING MAY BE REPRODUCED OR TRANSMITTED IN ANY MEANS WITHOUT THE WRITTEN PERMISSION OF COPYRIGHT HOLDER

AS DESIGNERS INC.
Email:- info@asdesigners.ca
Cell:- +1(825)558-7007

Notes :

AMENDED DRAWINGS

DP No	Date Received
DP2026-5287	2026-11-06

THESE DRAWINGS REFER TO THE ABOVE DEVELOPMENT PERMIT NO.

All contractors must abide to all applicable Municipal, Provincial and Federal Laws and regulations, as well as the National Building Code.

All work to conform to the 2023 National Building Code - Alberta Edition, 2019 Alberta Fire Code and comply with any regulations pertaining to the Authority having Jurisdiction.

Contractor must visit the site to familiarize himself with the project prior to submitting his price.

Contractor must verify and check all job dimensions, drawings and specifications on site, and report any errors, omission and discrepancies prior to commencement of work.

NO	DESCRIPTION	DATE
05	REVISED FOR PERMIT	2026-11-06
04	REVISED FOR PERMIT	2026-10-29
03	ISSUED FOR REVIEW	2026-10-13
02	ISSUED FOR BP	2026-08-09
01	ISSUED FOR REVIEW	2026-08-08

PROPERTY ADDRESS:
132 Haysboro Crescent SW

PROJECT:
Proposed Addition and Garage

DRAWING NAME:
Information Sheet

PROJECT NUMBER:
2740

DATE: 26-11-06 **SCALE:** As Noted

DRAWN BY: SH **REVIEWED BY:** RP **PAGE:** A1.1

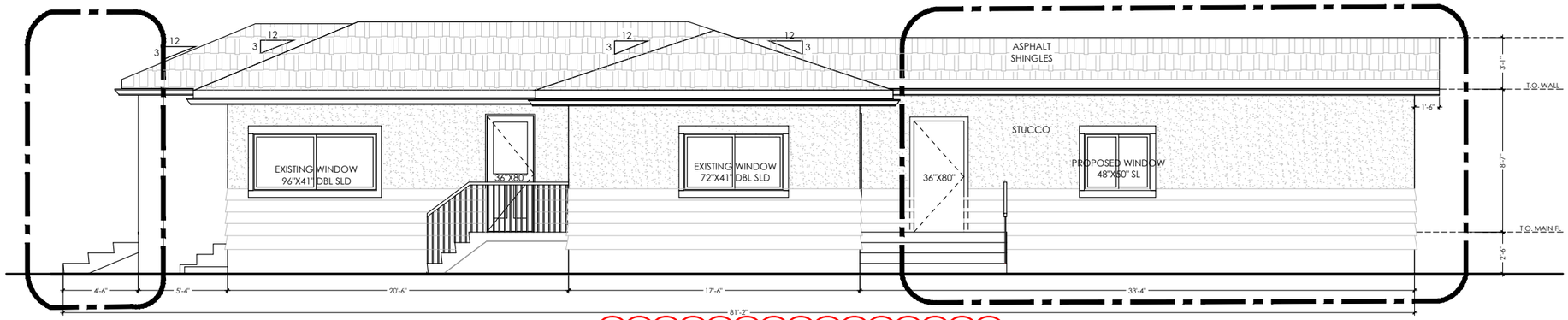

	TOTAL AREA BUILDING FACE	LIMITING DISTANCE	ALOWABLE % OF GLAZING OPENING	PROPOSED % OF GLAZING OPENING
FRONT ELEVATION	343.4 SQ.FT 31.9 SQ.M.	34'-5" 10.49 M	-	3.1%

FRONT ELEVATION
SCALE 1/8"=1'-0"

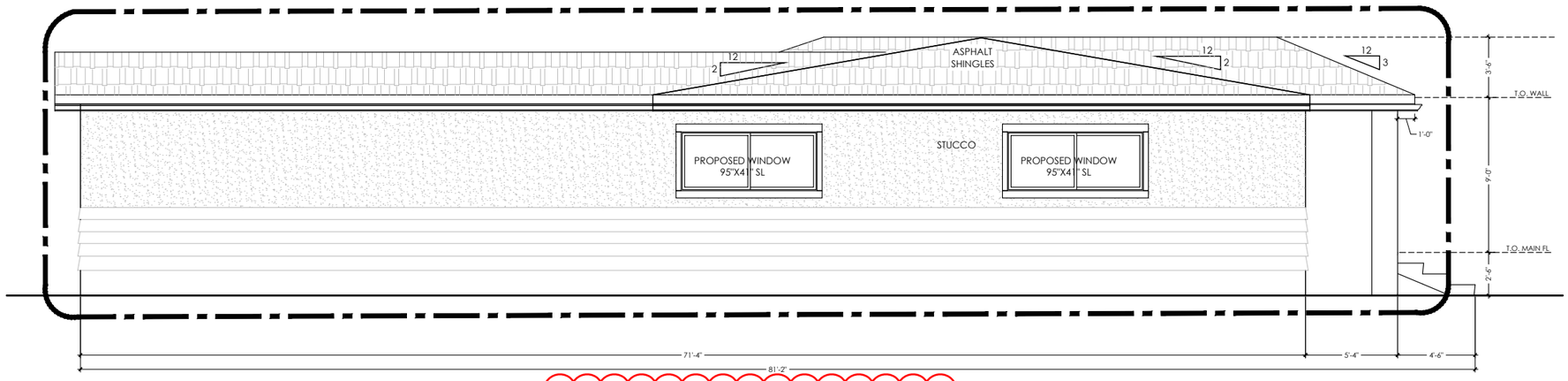

	TOTAL AREA BUILDING FACE	LIMITING DISTANCE	ALOWABLE % OF GLAZING OPENING	PROPOSED % OF GLAZING OPENING
REAR ELEVATION	760.4 SQ.FT 70.6 SQ.M	4'-0" 1.22 M	7%	5.9%

REAR ELEVATION
SCALE 1/8"=1'-0"

ALL RIGHTS RESERVED.NO PART OF THIS DRAWING MAY BE REPRODUCED OR TRANSMITTED IN ANY MEANS WITHOUT THE WRITTEN PERMISSION OF COPYRIGHT HOLDER

AS DESIGNERS INC.
Email:- info@asdesigners.ca
Cell:- +1(825)558-7007

Notes :

AMENDED DRAWINGS

DP No	Date Received
DP2026-5287	2026-11-06

THESE DRAWINGS REFER TO THE ABOVE DEVELOPMENT PERMIT NO.

All contractors must abide to all applicable Municipal, Provincial and Federal Laws and regulations, as well as the National Building Code.

All work to conform to the 2023 National Building Code - Alberta Edition, 2019 Alberta Fire Code and comply with any regulations pertaining to the Authority having Jurisdiction.

Contractor must visit the site to familiarize himself with the project prior to submitting his price.

Contractor must verify and check all job dimensions, drawings and specifications on site, and report any errors, omission and discrepancies prior to commencement of work.

NO	DESCRIPTION	DATE
05	REVISED FOR PERMIT	2026-11-06
04	REVISED FOR PERMIT	2026-10-29
03	ISSUED FOR REVIEW	2026-10-13
02	ISSUED FOR BP	2026-08-09
01	ISSUED FOR REVIEW	2026-08-08

PROPERTY ADDRESS:
132 Haysboro Crescent SW

PROJECT:
Proposed Addition and Garage

DRAWING NAME:
Elevations

PROJECT NUMBER:
2740

DATE: 26-11-06 **SCALE:** As Noted

DRAWN BY:	REVIEWED BY:	PAGE:
SH	RP	A1.5

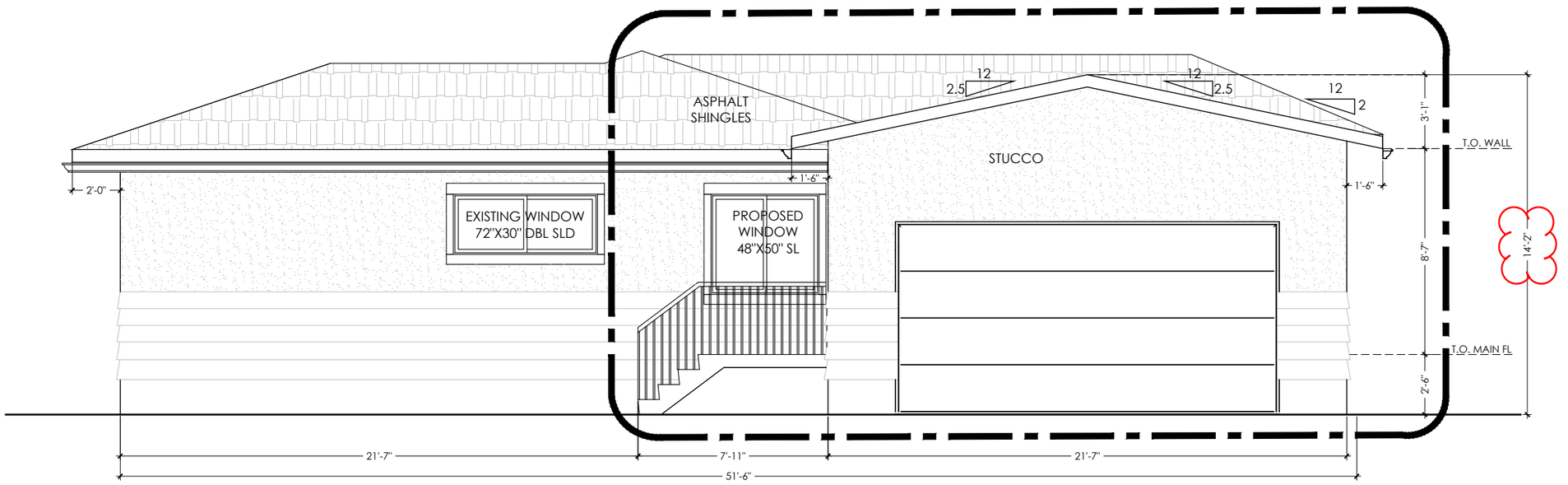

RIGHT ELEVATION

SCALE : 3/16"=1'-0"

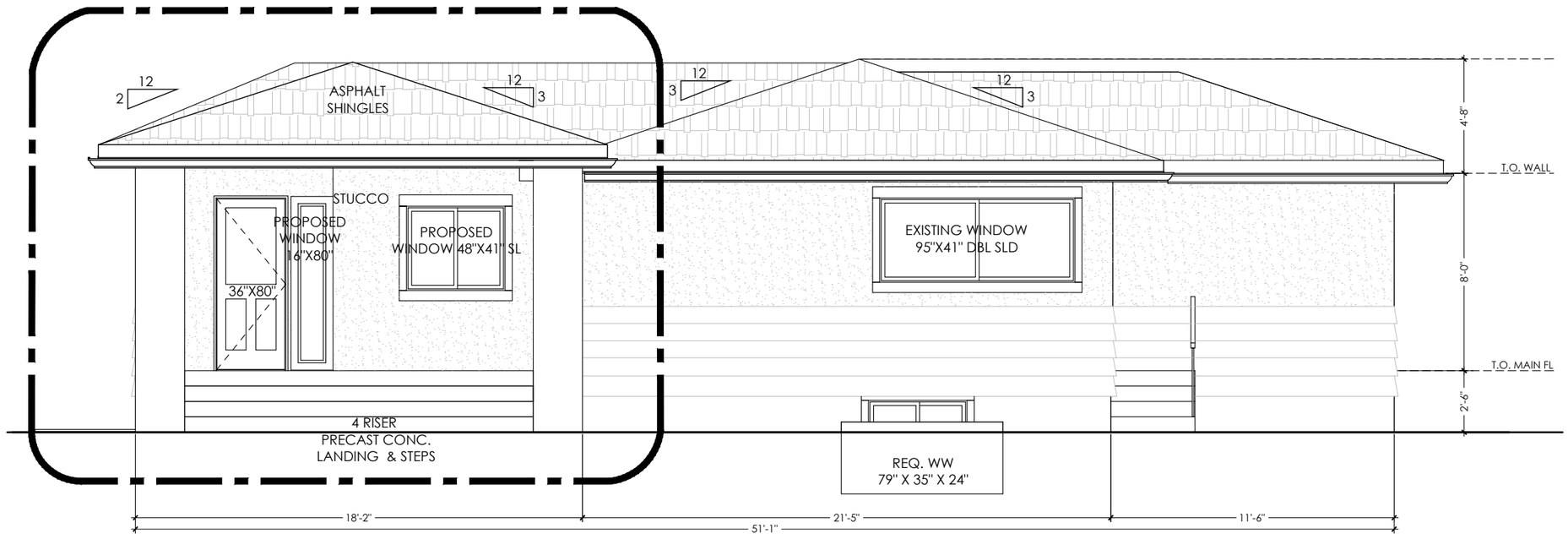

LEFT ELEVATION

SCALE : 3/16"=1'-0"

ALL RIGHTS RESERVED.NO PART OF THIS DRAWING MAY BE REPRODUCED OR TRANSMITTED IN ANY MEANS WITHOUT THE WRITTEN PERMISSION OF COPYRIGHT HOLDER

AS DESIGNERS INC.
Email:- info@asdesigners.ca
Cell:- +1(825)558-7007

Notes :

AMENDED DRAWINGS

DP No	Date Received
DP2026-5287	2026-11-06

THESE DRAWINGS REFER TO THE ABOVE DEVELOPMENT PERMIT NO.

All contractors must abide to all applicable Municipal, Provincial and Federal Laws and regulations, as well as the National Building Code.

All work to conform to the 2023 National Building Code - Alberta Edition, 2019 Alberta Fire Code and comply with any regulations pertaining to the Authority having Jurisdiction.

Contractor must visit the site to familiarize himself with the project prior to submitting his price.

Contractor must verify and check all job dimensions, drawings and specifications on site, and report any errors, omission and discrepancies prior to commencement of work.

NO	DESCRIPTION	DATE
05	REVISED FOR PERMIT	2026-11-06
04	REVISED FOR PERMIT	2026-10-29
03	ISSUED FOR REVIEW	2026-10-13
02	ISSUED FOR BP	2026-08-09
01	ISSUED FOR REVIEW	2026-08-08

PROPERTY ADDRESS:
132 Haysboro Crescent SW

PROJECT:
Proposed Addition and Garage

DRAWING NAME:
Elevations

PROJECT NUMBER:
2740

DATE: 26-11-06 **SCALE:** As Noted

DRAWN BY:	REVIEWED BY:	PAGE:
SH	RP	A1.6

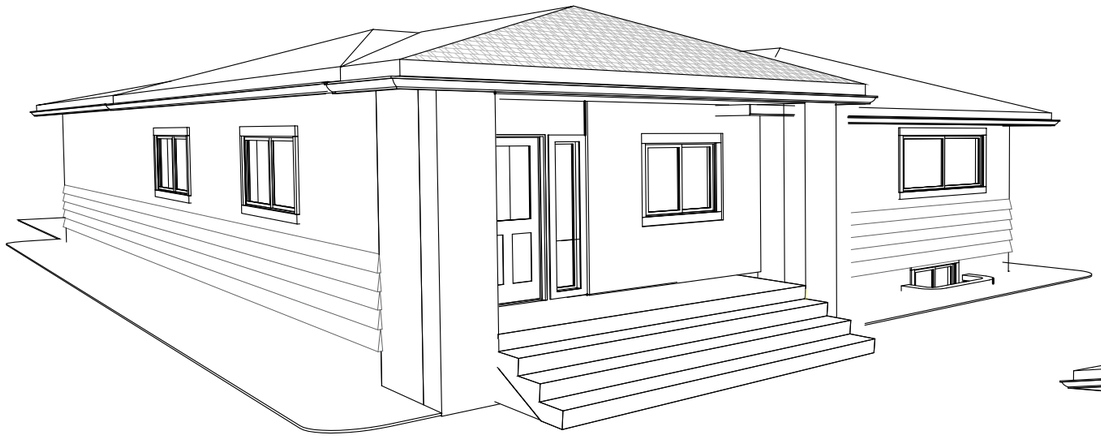

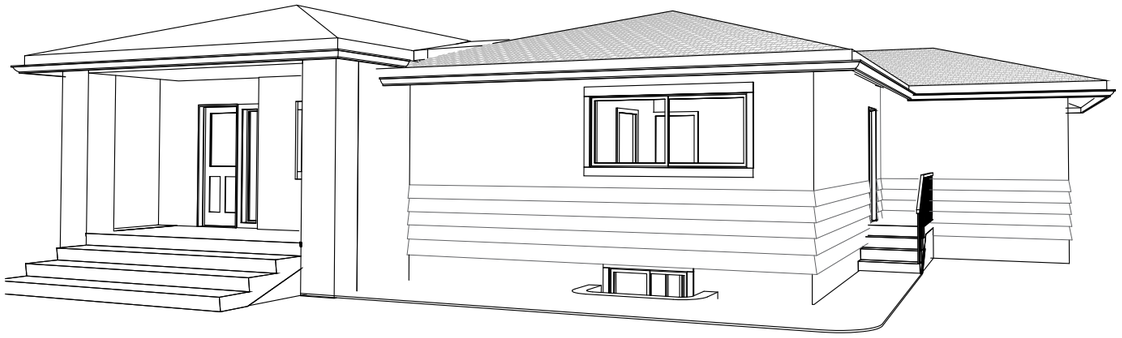

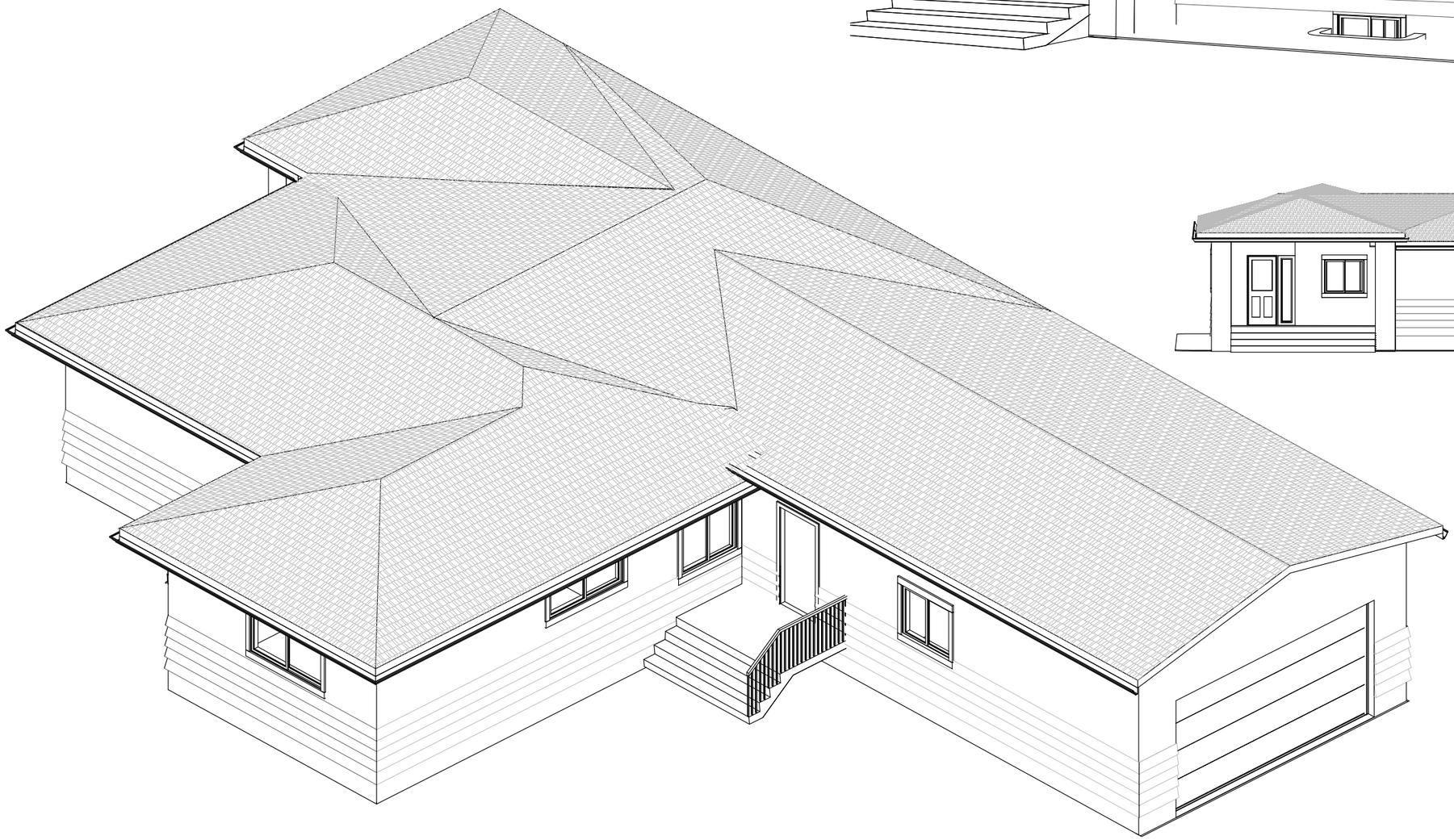



ALL RIGHTS RESERVED.NO PART OF THIS DRAWING MAY BE REPRODUCED OR TRANSMITTED IN ANY MEANS WITHOUT THE WRITTEN PERMISSION OF COPYRIGHT HOLDER

AS DESIGNERS INC.
Email:- info@asdesigners.ca
Cell:- +1(825)558-7007

Notes :

AMENDED DRAWINGS

DP No	Date Received
DP2026-5287	2026-11-06

THESE DRAWINGS REFER TO THE ABOVE DEVELOPMENT PERMIT NO.

All contractors must abide to all applicable Municipal, Provincial and Federal Laws and regulations, as well as the National Building Code.

All work to conform to the 2023 National Building Code - Alberta Edition, 2019 Alberta Fire Code and comply with any regulations pertaining to the Authority having Jurisdiction.

Contractor must visit the site to familiarize himself with the project prior to submitting his price.

Contractor must verify and check all job dimensions, drawings and specifications on site, and report any errors, omission and discrepancies prior to commencement of work.

NO	DESCRIPTION	DATE
05	REVISED FOR PERMIT	2026-11-06
04	REVISED FOR PERMIT	2026-10-29
03	ISSUED FOR REVIEW	2026-10-13
02	ISSUED FOR BP	2026-08-09
01	ISSUED FOR REVIEW	2026-08-08

PROPERTY ADDRESS:
132 Haysboro Crescent SW

PROJECT:
Proposed Addition and Garage

DRAWING NAME:
VIEWS

PROJECT NUMBER:
2740

DATE: 26-11-06 **SCALE:** As Noted

DRAWN BY:	REVIEWED BY:	PAGE:
SH	RP	A1.14