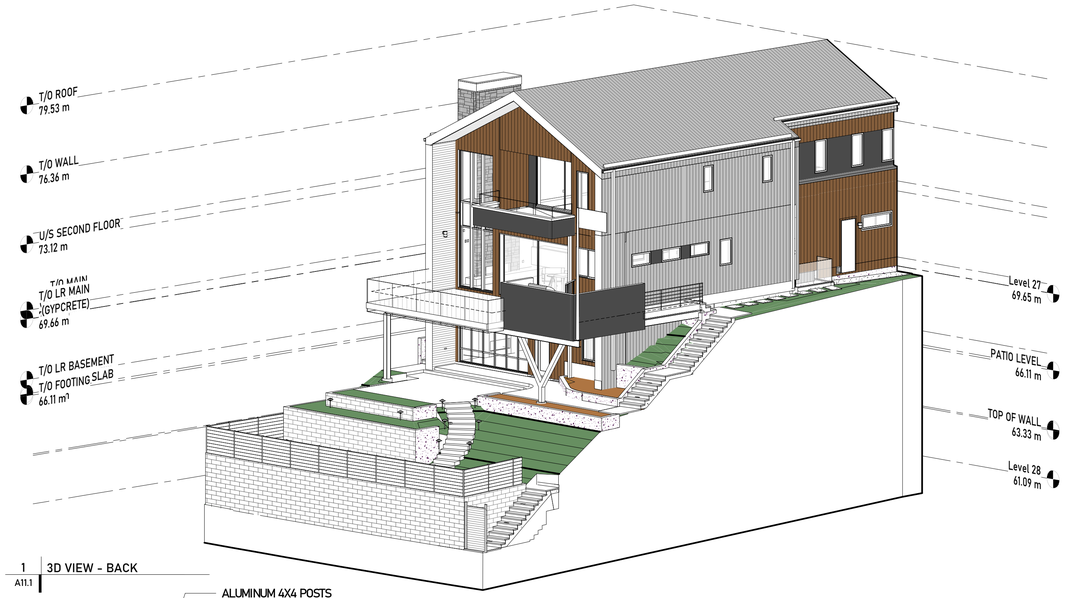

1 | A11.1 | 3D VIEW - BACK

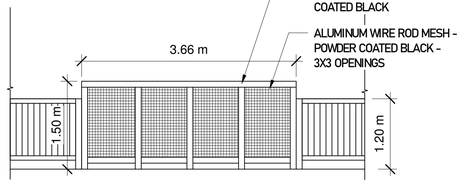

3 | A11.1 | PROPOSED TRELLIS & FENCE | 1/4" = 1'-0"

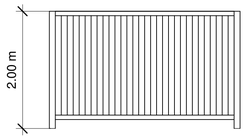

4 | A11.1 | NEW FENCE | 1/4" = 1'-0"



6 | A11.1 | GATE ELEVATION | 1/4" = 1'-0"

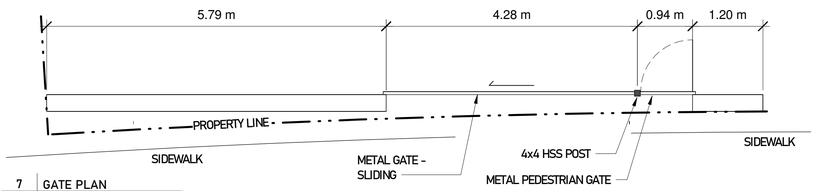

7 | A11.1 | GATE PLAN | 1/4" = 1'-0"

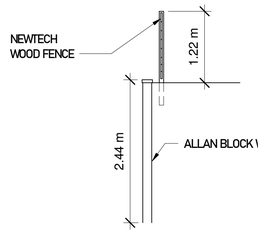

8 | A11.1 | REAR FENCE SECTION | 1/4" = 1'-0"

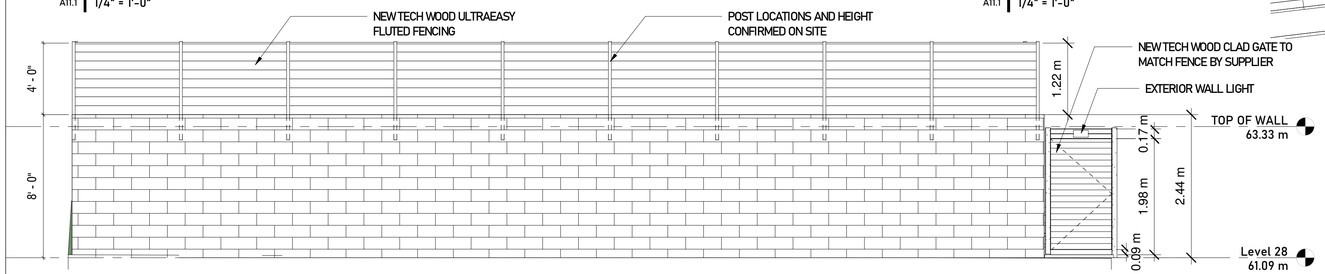

9 | A11.1 | REAR FENCE | 1/4" = 1'-0"

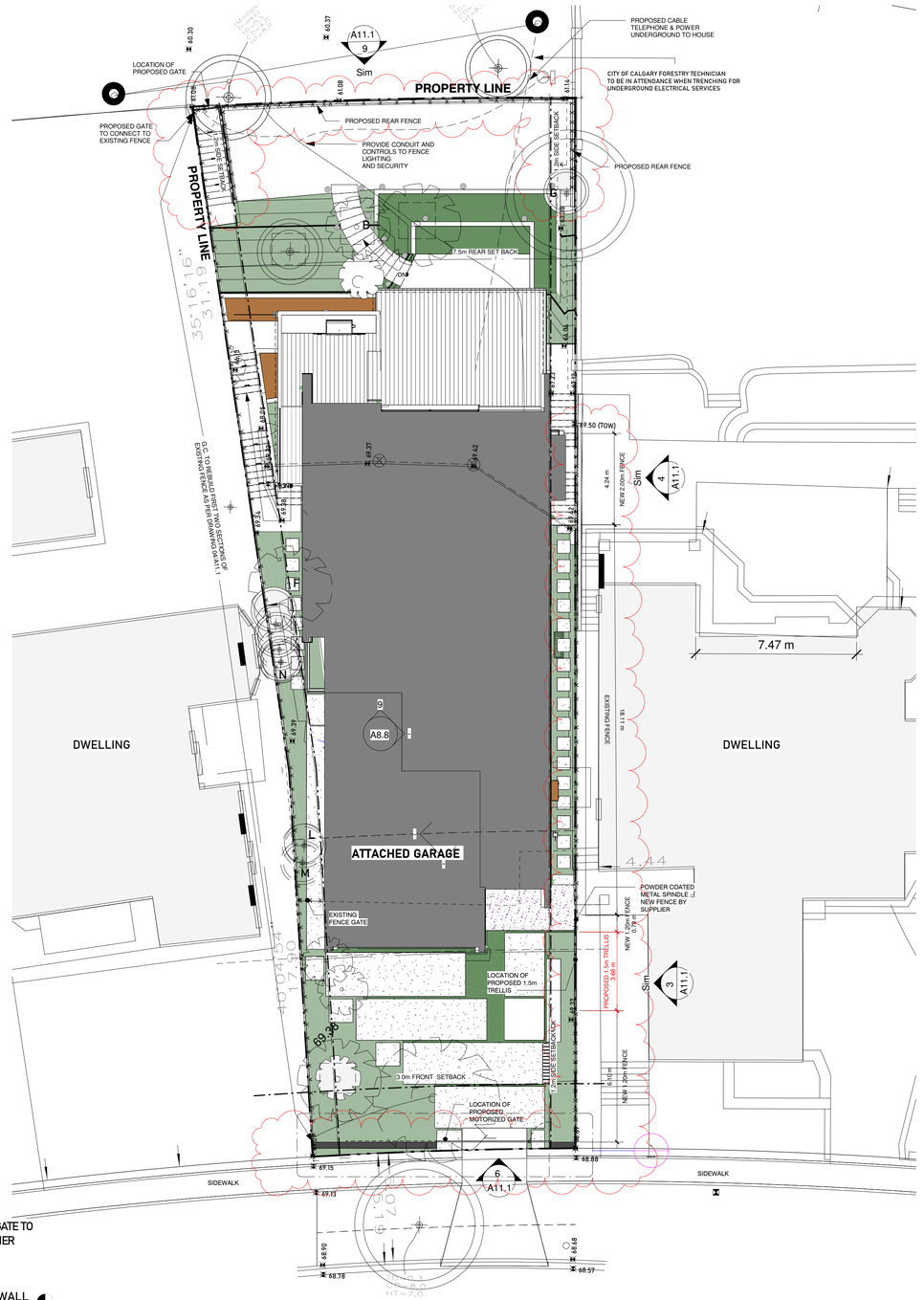

2 | A11.1 | FENCE SITE PLAN | 1 : 125

© SLVGD ARCHITECTURE INC. ALL RIGHTS RESERVED.
THIS DRAWING IS EXCLUSIVE PROPERTY OF THE ARCHITECT. THE INFORMATION, PLANS, DESIGNS, NOTES & ARRANGEMENTS SHOWN ON THIS DRAWING ARE CONFIDENTIAL & MAY NOT BE REPRODUCED IN WHOLE OR IN PART WITHOUT WRITTEN PERMISSION.

SLVGD ARCHITECTURE INC.
201, 6323 BOWNESS RD. NW
CALGARY, AB T3B 0E4
587.351.1950
info@slvgdarchitecture.com

DATE	DESCRIPTION
26-10-14	CLARIFICATION 08

JOB

SURFACE HOUSE

226 SCARBORO AVENUE S.W.
CALGARY, ALBERTA

JOB	DATE:	26-10-19
125	SCALE:	AS SHOWN
	DESIGN: SLVGD	DRAWN: Author

DRAWING

FENCE

PAGE:

A11.1