GENERAL NOTES

1. DRAWINGS ARE NOT TO BE SCALED.
2. ALL DIMENSIONS AND INSTALLATIONS ARE TO BE VERIFIED ON SITE.
3. CONTRACTOR TO COMPLY TO ALL CURRENT ALBERTA BUILDING CODE RULES PLUS ANY AND ALL AUTHORITIES HAVING JURISDICTION DURING ALL PHASES OF WORK.
4. IT IS THE CONTRACTORS RESPONSIBILITY TO BRING ALL OMISSIONS, DISCREPANCIES, INCLUDING DIMENSIONS, TO THE ATTENTION OF THE DESIGNER PRIOR TO THE COMMENCING OF ANY WORK.
5. ANY PATCHING, REPAIR, REFINISHING, RECONSTRUCTION & REPAINTING WORK REQUIRED AS A RESULT OF PERFORMANCE OF WORK OF THIS CONTRACT SHALL INCORPORATE AND BE PREFORMED WITH MATERIALS TO MATCH SAME AND SHALL REQUIRE FIRE RATINGS.
6. WHERE "TYPE X" GYPSUM WALL BOARD IS NOTED ON DRAWINGS, PROVIDE FIRE-RATED GYPSUM WALL BOARD WITH U.L.C. LABEL.
7. PRE-DRILLED INSERTS ARE TO BE USED WHEN ATTACHING OR FASTENING MATERIALS OR FITMENTS TO MASONRY OR CONCRETE WALLS, FLOORS, SLABS OR CEILING ASSEMBLIES.
8. REFER TO STRUCTURAL DRAWINGS AND SPECIFICATIONS FOR REINFORCING AND CORE FILLING OF MASONRY WALLS AT WALL OPENINGS, CORNERS & TERMINATIONS UNLESS NOTED OTHERWISE.
9. PROVIDE SOLID BLOCKING (2"X6") IN STUD PARTITIONS BEHIND ALL RECESSED OR FLUSH MOUNTED EQUIPMENT & ACCESSORIES AT ALL ANCHOR POINTS.
10. IT IS THE CONTRACTORS RESPONSIBILITY TO COORDINATE HIS OWN FORCES & HIS SUB TRADES TO ENSURE THAT HOLES CUT FOR PENETRATIONS THROUGH THE EXTERIOR WALL SYSTEMS ARE NOT OVERSIZED. AFTER INSTALLATION OF ANY PENETRATIONS, THE VOIDS BETWEEN THE PENETRATION OPENING AND THE PENETRATION MATERIALS SHALL BE COMPLETELY SEALED TO ENSURE THE INTEGRITY OF THE AIR/VAPOR BARRIER.
11. WHERE ARCHITECTURAL, STRUCTURAL, MECHANICAL OR ELECTRICAL INSTALLATIONS PENETRATE WALL AND/OR FLOOR ASSEMBLIES SEAL ANY SUCH PENETRATIONS WITH FIRE RATED ACOUSTIC SEALANT & MAINTAIN REQUIRED FIRE RATING & ACOUSTIC MINIMUMS.
12. THESE ARCHITECTURAL DRAWINGS SHALL BE READ IN CONJUNCTION WITH STRUCTURAL ENGINEER'S LETTER, NOTES AND SHOP DRAWINGS AS WELL AS MECHANICAL & ELECTRICAL DRAWINGS & ROOF TRUSS/ JOIST SUPPLIER/ MANUFACTURER'S DRAWINGS.
13. ENSURE THAT ALL PRE-FINISHED METAL CAPPING TO THE WOOD FASCIAS, DECK TRIMS AND BAND BOARDS ARE COMPLETE WITH POSITIVE DRAINAGE.
14. ANY LARGE MECHANICAL GRILLE OPENINGS ON THE ELEVATIONS SHALL BE PREPARED & FINISHED IN THE SAME MANNER AS THE WINDOW ASSEMBLIES.
15. ALL GEODETIC ELEVATIONS PROVIDED TO AMAYA DESIGN INC. ARE ASSUMED TO BE ACCURATE AND REFLECT ACTUAL SITE CONDITIONS. AMAYA DESIGN INC. IS NOT RESPONSIBLE FOR ANY DISCREPANCIES BETWEEN SITE CONDITIONS AND THE PROVIDED TOPOGRAPHIC SURVEY.

DISCLAIMER

ALL IDEAS AND DESIGNS REPRESENTED ON THESE DRAWINGS ARE OWNED BY AMAYA DESIGN INC. AND WERE CREATED FOR USE IN A SPECIFIED PROJECT. NONE OF THE IDEAS AND/OR DESIGNS MAY BE USED, DUPLICATED OR DISCLOSED TO ANY OTHER PERSON OR ORGANIZATION FOR ANY PURPOSE WITHOUT WRITTEN PERMISSION BY AMAYA DESIGN INC.

ARCHITECTURAL SYMBOLS

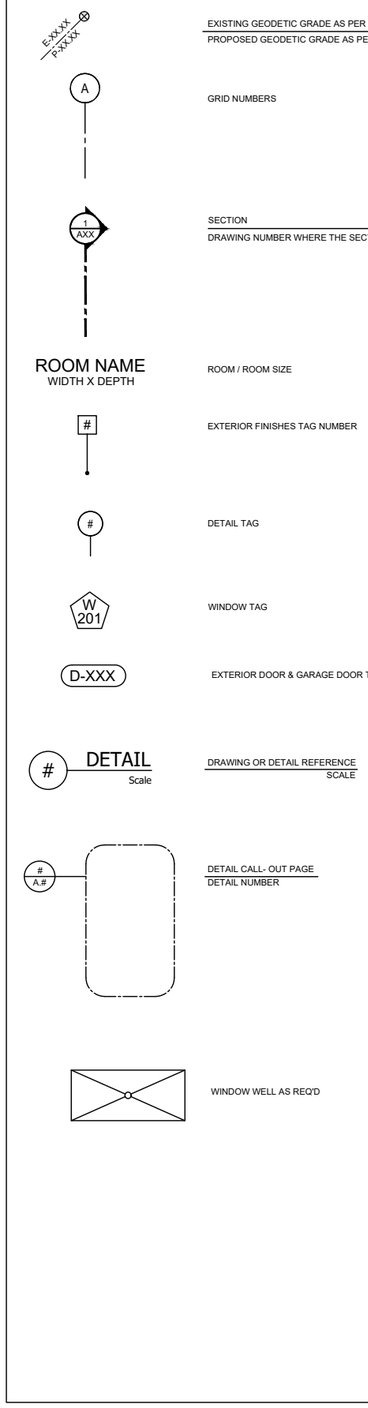

2043 57 AVE SW
CALGARY, ALBERTA
LOT 1 | BLOCK 25 | PLAN 5259HR
ZONING: R-CG

ISSUED FOR DEVELOPMENT PERMIT
August 13, 2026

LIST OF DRAWINGS

PAGE	DRAWING NAME	STATUS
C.0	COVER PAGE	ISSUED
A.1	FRONT ELEVATION	ISSUED
A.2	LEFT ELEVATION	ISSUED
A.3	RIGHT ELEVATION	ISSUED
A.4	REAR ELEVATION	ISSUED
A.5	MAIN FLOOR	ISSUED
A.6	UPPER FLOOR	ISSUED
A.7	FOUNDATION PLAN	-
A.8	BASEMENT DEVELOPMENT	ISSUED
R.1	ROOF PLAN	-
W.1	WINDOW SCHEDULE	-
S.1	CROSS SECTION	ISSUED
S.2	CROSS SECTION	-
S.3	CROSS SECTION	-
D.1	DETAILS	-
D.2	DETAILS	-
D.3	DETAILS	-
D.4	DETAILS	-
D.5	DETAILS	-
D.6	DETAILS	-
D.7	DETAILS	-
D.8	DETAILS	-
D.9	DETAILS	-
E.1	MAIN FLOOR ELECTRICAL PLAN	-
E.2	UPPER FLOOR ELECTRICAL PLAN	-
E.3	LOWER ELECTRICAL PLAN	-

PLEASE NOTE THAT THIS IS AN ARTISTIC RENDERING FOR ILLUSTRATIVE PURPOSES ONLY.
ACTUAL COLORS MAY VARY UPON COMPLETION OF CONSTRUCTION.

AMAYA DESIGN

(587) 449-4002
INFO@AMAYADESIGN.CA
UNIT 207, 7710 5 STREET SE
CALGARY, AB
T2H 2L9
WWW.AMAYADESIGN.CA

REVISION SCHEDULE			
REV.	DESCRIPTION	REV.	DESCRIPTION

DESIGN BY: CA	DRAWN BY: CR
LOT: 1	
BLOCK: 25	
PLAN: 5259HR	
SCALE: 1/8"=1'-0"	

ISSUE DATE: August 13, 2026

ADDRESS: 2043 57 AVE SW CALGARY, AB

FLOOR AREAS (SQ.FT.)	
MAIN FLOOR	1753
UPPER FLOOR	1799
TOTAL	3552
LOWER FLOOR	1351

COVER PAGE

PAGE C.0

PROJECT NO. S587

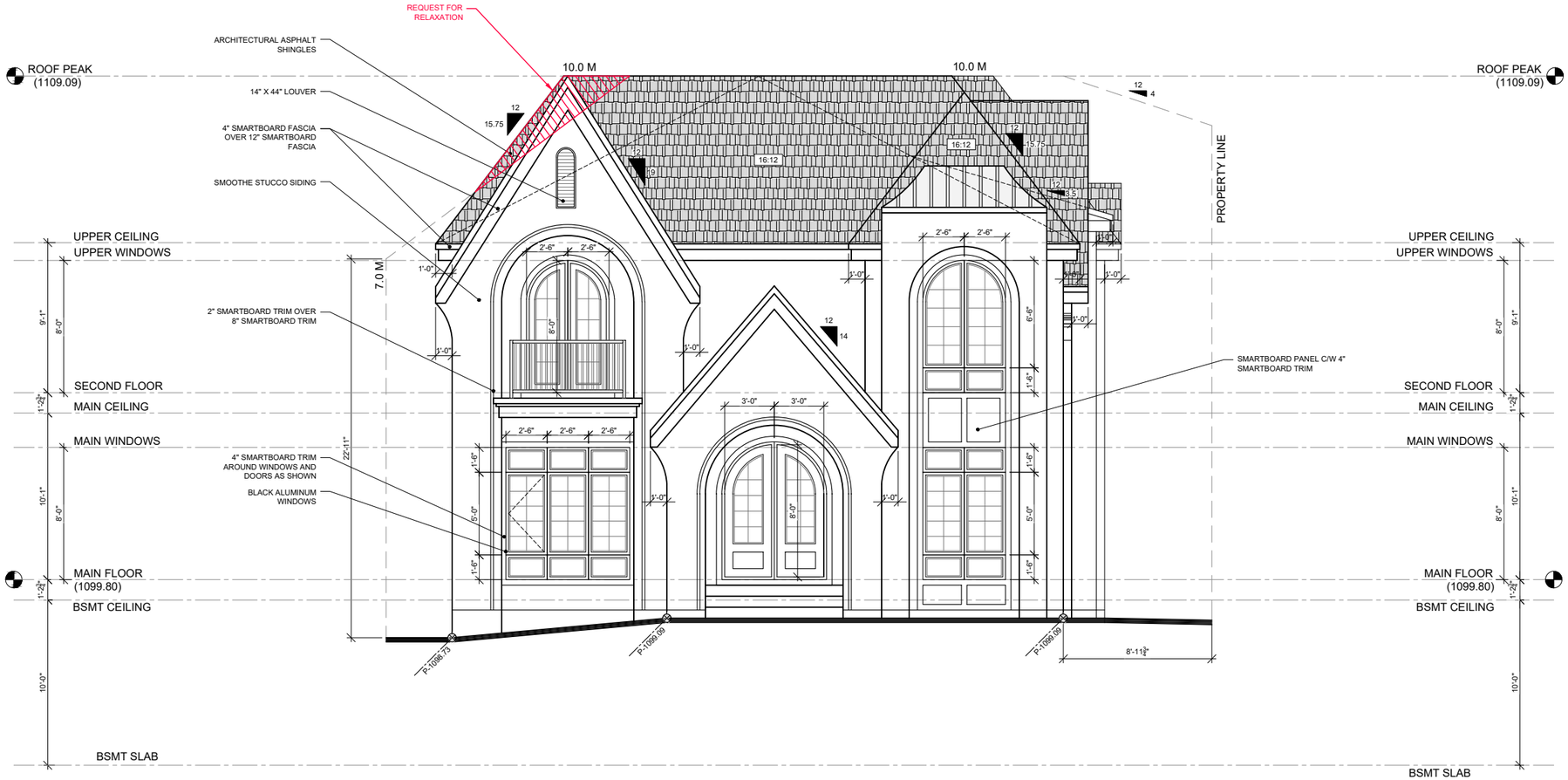

NORTH

AMAYA DESIGN

(587) 449-4002
INFO@AMAYADESIGN.CA
UNIT 207, 7710 5 STREET SE
CALGARY, AB
T2H 2L9
WWW.AMAYADESIGN.CA

REVISION SCHEDULE			
REV.	DESCRIPTION	REV.	DESCRIPTION

DESIGN BY: CA	DRAWN BY: CR
LOT: 1	
BLOCK: 25	
PLAN: 5259HR	
SCALE: 1/8"=1'-0"	

ISSUE DATE: August 13, 2026

ADDRESS: 2043 57 AVE SW CALGARY, AB

FLOOR AREAS (SQ.FT.)	
MAIN FLOOR	1753
UPPER FLOOR	1799
TOTAL	3552
LOWER FLOOR	1351

FRONT ELEVATION

PAGE A.1

PROJECT NO. S587

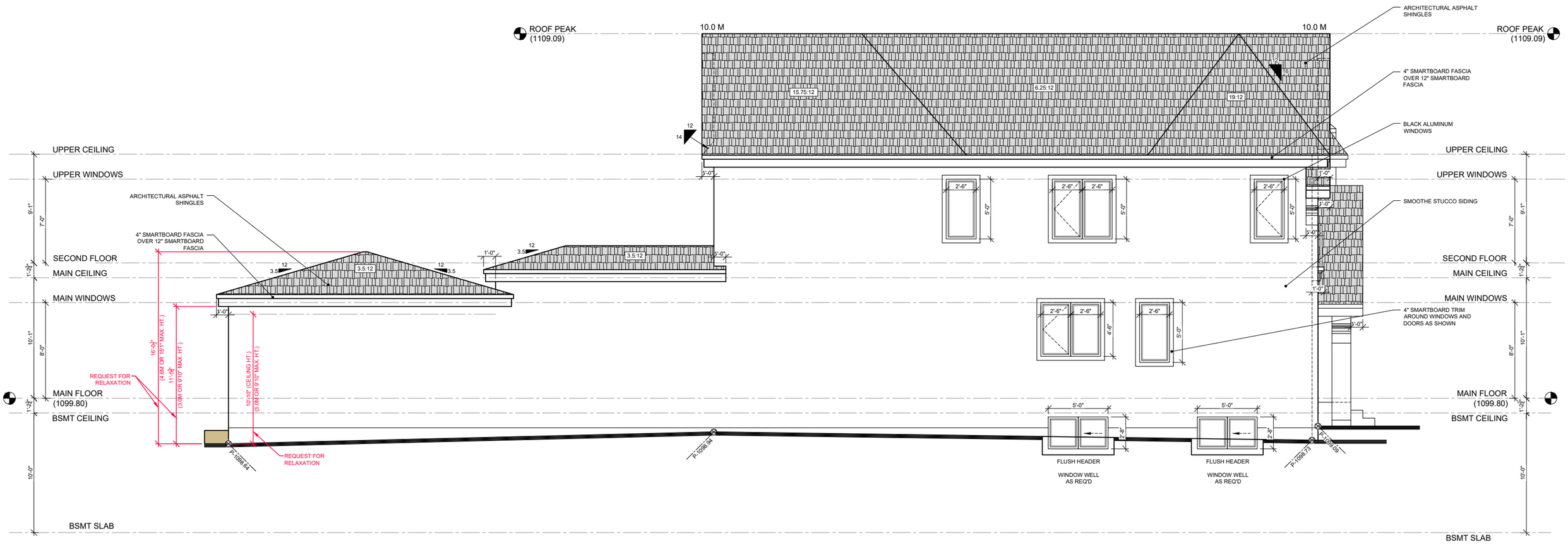

UNPROTECTED OPENING CALCULATION		
	SQ.FT.	SQ.M.
TOTAL WALL FACE	1653.36	153.60
TOTAL GLAZING	102.59	9.53
TOTAL ACTUAL GLAZING	6.20%	6.20%
DISTANCE TO PROPERTY LINE	1.22M	
MAX. ALLOWABLE GLAZING	7%	

EAST

AMAYA DESIGN

(587) 449-4002
INFO@AMAYADESIGN.CA
UNIT 207, 7710 5 STREET SE
CALGARY, AB
T2H 2L9
WWW.AMAYADESIGN.CA

REVISION SCHEDULE			
REV.	DESCRIPTION	REV.	DESCRIPTION

DESIGN BY:	CA	DRAWN BY: CR
LOT:	1	
BLOCK:	25	
PLAN:	5259HR	
SCALE:	1/8"=1'-0"	

ISSUE DATE:
August 13, 2026
ADDRESS:
2043 57 AVE SW
CALGARY, AB

FLOOR AREAS (SQ.FT.)	
MAIN FLOOR	1753
UPPER FLOOR	1799
TOTAL	3552
LOWER FLOOR	1351

LEFT ELEVATION

PAGE
A.2
PROJECT NO.
S587

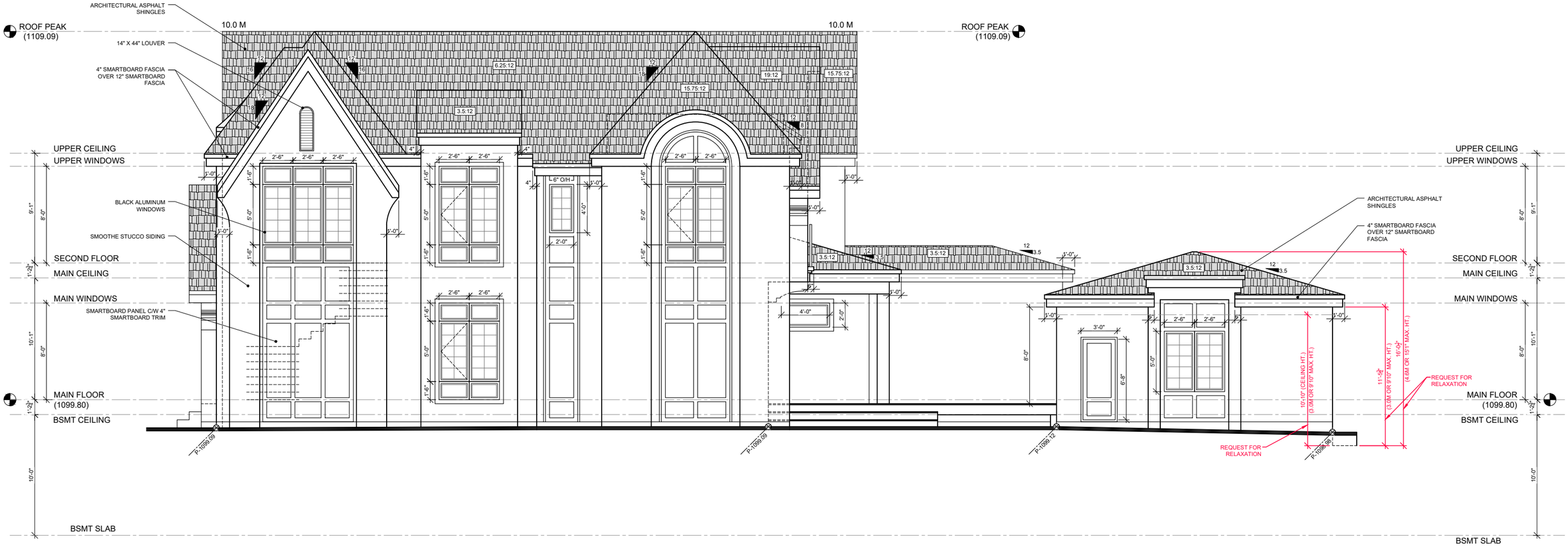

WEST

AMAYA DESIGN

(587) 449-4002
INFO@AMAYADESIGN.CA
UNIT 207, 7710 5 STREET SE
CALGARY, AB
T2H 2L9
WWW.AMAYADESIGN.CA

REVISION SCHEDULE			
REV.	DESCRIPTION	REV.	DESCRIPTION

DESIGN BY: CA	DRAWN BY: CR
LOT: 1	
BLOCK: 25	
PLAN: 5259HR	
SCALE: 1/8"=1'-0"	

ISSUE DATE:
August 13, 2026
ADDRESS: 2043 57 AVE SW CALGARY, AB

FLOOR AREAS (SQ.FT.)	
MAIN FLOOR	1753
UPPER FLOOR	1799
TOTAL	3552
LOWER FLOOR	1351

RIGHT ELEVATION

PAGE
A.3
PROJECT NO.
S587

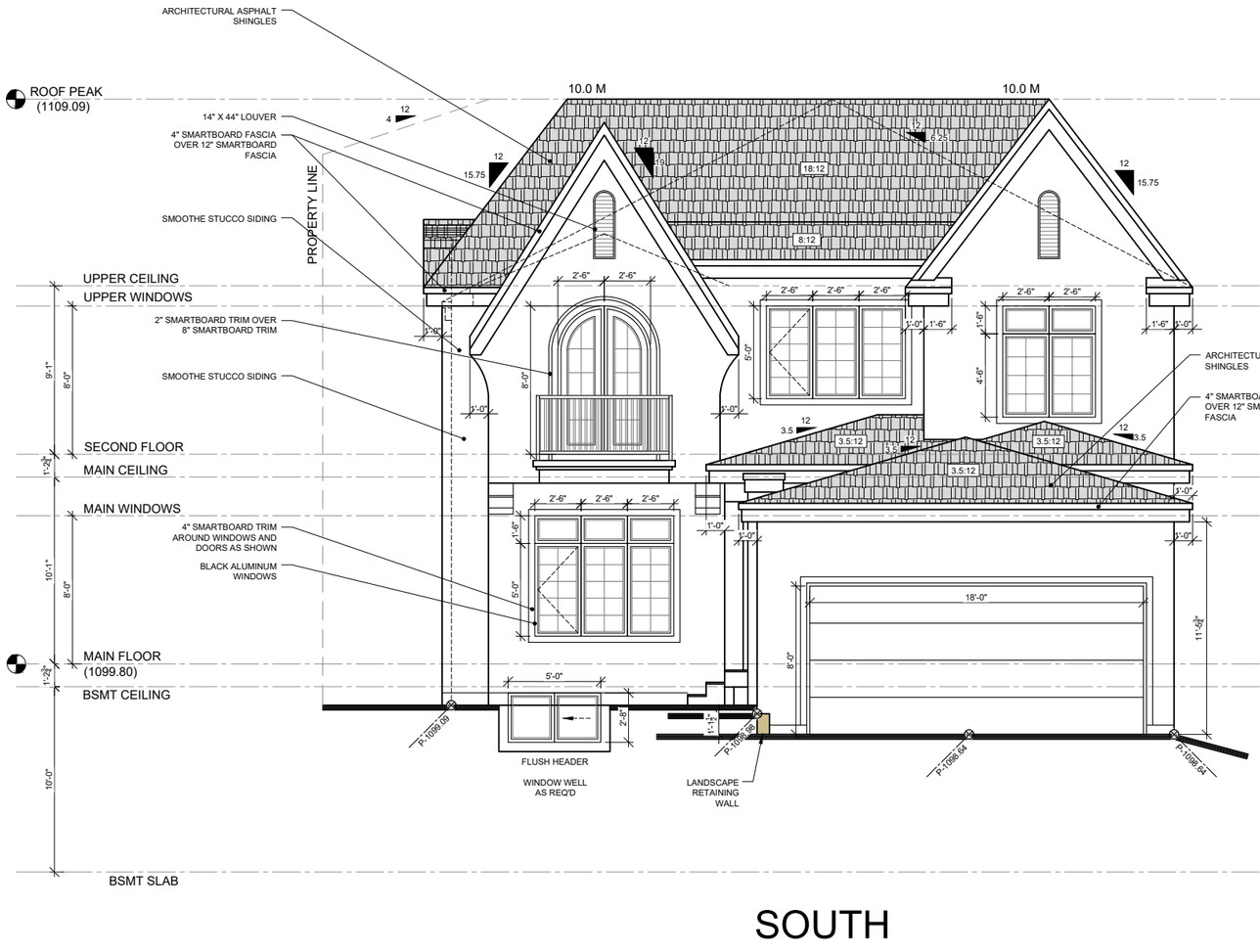

SOUTH

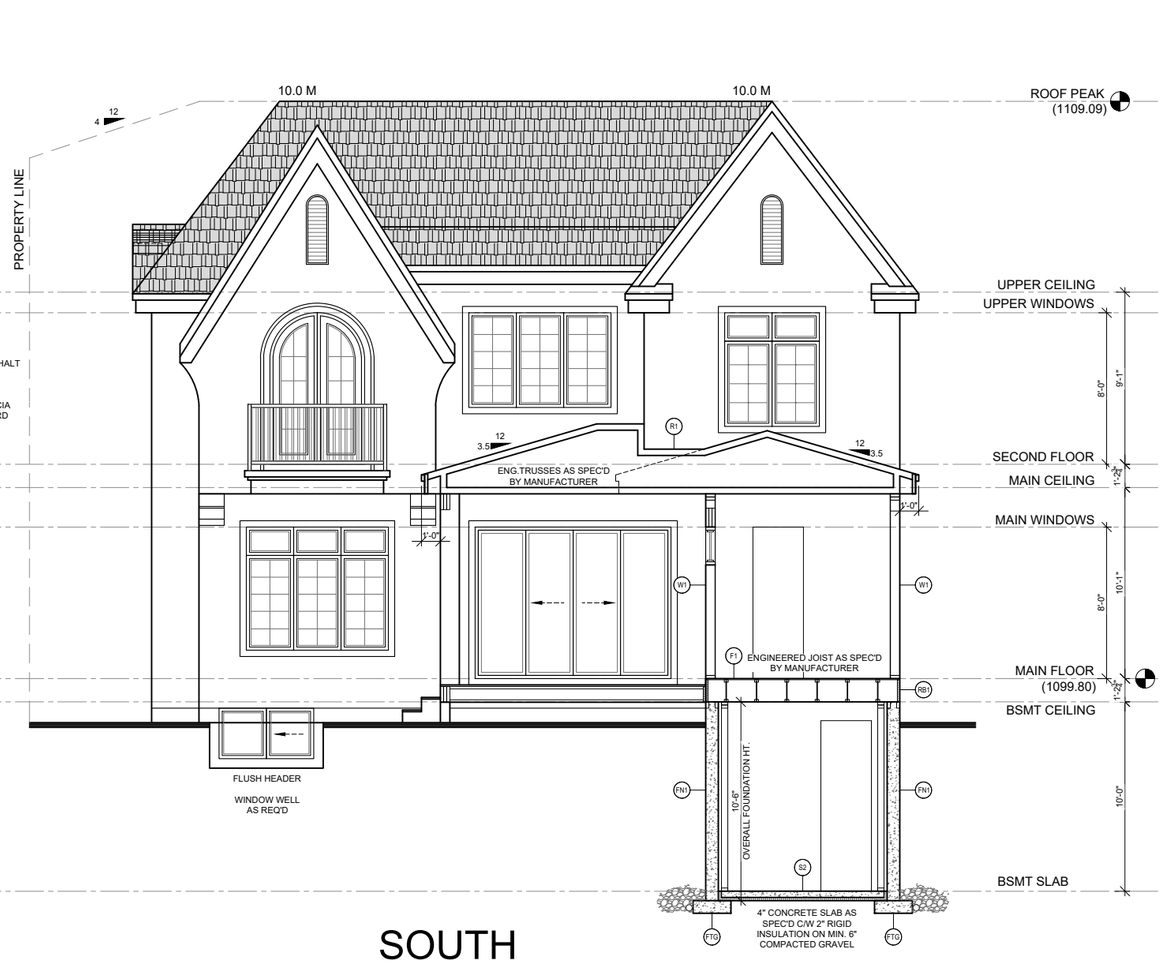

SOUTH

AMAYA DESIGN

(587) 449-4002
INFO@AMAYADESIGN.CA
UNIT 207, 7710 5 STREET SE
CALGARY, AB
T2H 2L9
WWW.AMAYADESIGN.CA

REVISION SCHEDULE			
REV.	DESCRIPTION	REV.	DESCRIPTION

DESIGN BY:	CA	DRAWN BY: CR
LOT:	1	
BLOCK:	25	
PLAN:	5259HR	
SCALE:	1/8"=1'-0"	

ISSUE DATE: August 13, 2026

ADDRESS: 2043 57 AVE SW
CALGARY, AB

FLOOR AREAS (SQ.FT.)	
MAIN FLOOR	1753
UPPER FLOOR	1799
TOTAL	3552
LOWER FLOOR	1351

REAR ELEVATION

PAGE A.4

PROJECT NO. S587