BUILDING CODE ANALYSIS

NBC (AE) 2023 REFERENCE

PROJECT:	26-16 NCI - STONEGATE - PETALS WEST
PROJECT SCOPE/DESCRIPTION:	EXTERIOR MAN DOOR
CIVIL ADDRESS:	#165, 11500 STONEHILL DR NE, CALGARY, AB
LEGAL ADDRESS:	PLAN: 1911011, BLOCK: 5, LOT: 1
LAND USE DESIGNATION:	INDUSTRIAL GENERAL - (IG)

BUILDING HEIGHT:	43FT			
PROJECT AREAS:	SCOPE OF WORK AREA:	1 EXTERIOR MAN DOOR		
	UNIT AREA:	43,940FT²		
	BUILDING FOOTPRINT:	216,236FT²		
	MEZZANINE AREAS:	N/A		
# OF STORIES:	ABOVE GRADE:	1	BELOW GRADE:	0
BUILDING CLASSIFICATION:	3.2.2.76. GROUP F, DIVISION 2, ANY HEIGHT, ANY AREA, SPRINKLERED			
MAJOR OCCUPANCY:	F2 - WAREHOUSE		MINOR OCCUPANCY(IES):	GROUP D - OFFICE
# OF STREETS FACING:	1			
PERMITTED CONSTRUCTION:	NON-COMBUSTIBLE			
FLOOR FRR:	2HR			
DEMISING WALL FRR:	1HR			
MEZZANINE FRR:	1HR			
ROOF FRR:	N/A			
LOADBEARING ASSEMBLY FRR:	NOT LESS THAN THAT REQUIRED FOR THE SUPPORTED ASSEMBLY			

FIRE SAFETY SYSTEMS	REQUIRED:	PROVIDED:
FIRE ALARM:	Yes	Yes
SPRINKLER:	Yes	Yes
STANDPIPE:	No	No

NUMBER OF EXITS:	7	MAXIMUM EXIT PATH OF TRAVEL:	45M
OCCUPANT LOAD:	50	LOAD SPECIFIED BY:	TENANT

BARRIER FREE CONSTRUCTION:	Yes	NOTES:	UNIVERSAL BARRIER FREE WASHROOM

WASHROOM REQUIREMENTS & PROVISION — 3.7.2.2.(16) - WASHROOM COUNTS BASED ON STAFF LOAD

# REQUIRED BY CODE	MEN'S	WOMEN'S	UNIVERSAL
WATERCLOSETS:	2	2	1
LAVATORIES:	2	2	1

# PROVIDED	MEN'S	WOMEN'S	UNIVERSAL	UNISEX
WATERCLOSETS:	2	3	1	0
URINALS:	1		0	0
LAVATORIES:	2	2	1	0

DRAWING SYMBOLS LEGEND

ROOM TAGS

ROOM TAG: Name — ROOM NAME; 101 — ROOM NUMBER

ROOM FINISH TAG: Name — ROOM NAME; 101 — ROOM NUMBER; WALL FINISH — FLOOR FINISH; DOOR & TRIM FINISH — BASEBOARD FINISH; CEILING FINISH

ASSEMBLY TAGS

FLOOR TAG (XX) — FLOOR NO.; WALL TAG (XX) — WALL NO.; CEILING TAG — CLG. NO. (XX), CLG. HEIGHT 1' - 0"

EXITING TAGS

EXIT DOOR TAG — NEW EXIT "A"; EXIT PATH TAG (XX)

OPENING TAGS

DOOR TAG (XX) — DOOR NO.; WINDOW TAG (11) xxx" — WINDOW NO., LINTEL HEIGHT

ANNOTATION TAGS

DRAWING NOTE TAGS (XX-XX); MATERIAL TAGS (XX.XX.XX)

VIEW TITLE

PN — TRUE NORTH; PROJECT NORTH; TN — VIEW No. (1), REF. PAGE (AX.XX), VIEW TITLE, X/XX" = 1'-0", VIEW SCALE

DOOR SYMBOLS

EXISTING DOOR

NEW DOOR

CALLOUT SYMBOLS

DETAIL CALLOUT — VIEW No. (1), REF. PAGE (AX.XX)

SECTION CALLOUT — VIEW No. (1), REF. PAGE (AX.XX)

ELEVATION CALLOUT — VIEW No. (1), REF. PAGE (DP-2.1)

GENERAL NOTES

- CONTRACTOR SHALL UNDERTAKE ALL WORK IN ACCORDANCE WITH THE NBC (AE) 2023

- CONTRACTOR SHALL BE RESPONSIBLE FOR PERMITS AND INSPECTIONS REQUIRED BY THE AUTHORITY WITHIN THE RESPECTED JURISDICTION

- CONTRACTOR SHALL BE RESPONSIBLE FOR ALL NECESSARY STAMPED DRAWINGS REQUIRED FOR PLAN CHECKERS

- CONTRACTOR IS RESPONSIBLE FOR ALL EXTRA COSTS INCURRED FOR CHANGES REQUIRED BY PLAN CHECKERS IF CONSTRUCTION STARTS PRIOR TO BUILDING PERMIT APPROVAL

- NO CONTRACT REVISIONS OR EXTRAS WILL BE ALLOWED FOR FAILURE TO VERIFY SITE CONDITIONS AND DIMENSIONS. REPORT TO DESIGNER IF CLARIFICATION BETWEEN DRAWINGS AND/OR SPECIFICATIONS IS REQUIRED. A MINIMUM OF SEVEN (7) DAYS PRIOR TO THE COMMENCEMENT OF WORK. CONTRACTOR SHALL, AT HIS OWN EXPENSE, ALTER ANY COMPLETED WORK TO THE SATISFACTION OF THE DESIGNER AS A RESULT OF FAILURE TO NOTIFY THE DESIGNER OF CONFLICTS BETWEEN INDIVIDUAL DRAWINGS AND/OR EXISTING SITE CONDITIONS

- CONTRACTOR SHALL BE FAMILIARIZED WITH THE SITE CONDITIONS AND THE LANDLORD'S CONSTRUCTION REQUIREMENTS, PRIOR TO BID SUBMISSION. CONTRACTOR SHALL ACCEPT SITE AS IS AND ASSUME ALL COSTS TO ENSURE PREMISES ARE COMPLETED FOR INTENDED USE

- CONTRACTOR SHALL CONDUCT A MANDATORY SITE REVIEW PRIOR TO COMMENCEMENT OF WORK, ANY SITE CONDITIONS WHICH ARE DIFFERENT THAN SHOWN SHALL BE REPORTED TO THE CONSULTANT IMMEDIATELY

- DIMENSIONS SHOWN ARE FROM THE FACE OF DRYWALL TO THE FACE OF DRYWALL UNLESS NOTED OTHERWISE. ANY DIMENSIONS NOT SHOWN OR DEEMED QUESTIONABLE IS TO BE VERIFIED BY DESIGNER. DO NOT SCALE DRAWINGS

- INSTALL CONCEALED BLOCKING IN WALLS PRIOR TO INSTALLATION OF DRYWALL AT ALL AREAS REQUIRING SUPPORT FOR SURFACE MOUNTED EQUIPMENT OR MATERIALS, INCLUDING BUT NOT LIMITED TO MILLWORK, CASEWORK, TRIM AND FURNITURE

- CONTRACTOR SHALL ENSURE PARTITIONS AND DOORS ARE ADJUSTED IN THICKNESS TO FULLY RECESS DOOR HARDWARE AND ELECTRICAL EQUIPMENT

- DESIGN CONSULTANT'S DRAWINGS SHALL BE READ IN CONJUNCTION WITH MECHANICAL AND ELECTRICAL CONSULTANT'S DRAWINGS IF AVAILABLE

LINE TYPE LEGEND

- HIDDEN ELEMENT ABOVE
- ROOF O/H
- HIDDEN ELEMENT BELOW
- ELEMENT BEING CUT THROUGH
- ELEMENT IN VIEW
- CENTER LINE
- DEMOLISHED LINE
- DIMENSION LINE (5'-6")
- BREAK LINE

PHASING LEGEND

- EXISTING
- PROPOSED
- DEMOLISHED

PN — TN

1 / DP0.01 — SITE BY OTHERS — NOT TO SCALE

PROJECT CONSULTANT CONTACTS:

ARCHITECTURAL DESIGN

PDG PEAKE DESIGN GROUP

KEN STAVES - PRINCIPAL
EMAIL: KEN@PEAKEDESIGN.CA
PHONE: 1.825.904.9893

KIAN HEBENTON - PROJECT MANAGER
EMAIL: KIAN@PEAKEDESIGN.CA
PHONE: 1.825.904.9900

STRUCTURAL CONSULTANT

TRL tomcsak-raney-little & associates ltd. consulting structural engineers

GARTH VEDRESS - ASSOCIATE
EMAIL: GARTHVEDRESS@TRLENG.CA
PHONE: 403.244.4944

GENERAL CONTRACTOR

NCI CONSTRUCTION LTD.

TODD NIELSEN - CFO
EMAIL: TODD@NCI-CONSTRUCTION.CA
PHONE: 403.540.8282

BRENT BEFUS - PRESIDENT
EMAIL: BRENT@NCI-CONSTRUCTION.CA
PHONE: 403.809.3334

PLANS FOR EXTERIOR MAN DOOR TO

NCI - STONEGATE - PETALS WEST

#165, 11500 STONEHILL DR NE, CALGARY, AB

SHEET LIST

No.	SHEET NAME
DP0.01	PROJECT INFORMATION
DP1.00	OVERALL MAIN FLOOR
DP2.00	EXTERIOR ELEVATIONS & PHOTOS

MUNICIPAL

PDG PEAKE DESIGN GROUP

27, 5080 12A Street S.E. Calgary, AB, T2G 5K9
Phone: (403) 271-8333
Email: info@peakedesign.ca
www.peakedesign.ca

CLIENT: Hopewell

BUILDER: NCI CONSTRUCTION LTD.

PROFESSIONAL SEAL

CONSULTANTS

NOTE

DISCLAIMER:
THIS DRAWING IS PROTECTED BY COPYRIGHT LAW AND SHOULD NOT BE REPRODUCED IN ANY MANNER OR FOR ANY PURPOSE EXCEPT BY WRITTEN PERMISSION OF PEAKE DESIGN GROUP

CONTRACTOR SHALL VERIFY AND BE RESPONSIBLE FOR ALL DIMENSIONS AND TO REPORT ANY ERRORS AND/OR OMISSIONS TO PEAKE DESIGN GROUP

DRAWINGS AND SPECIFICATIONS FROM PEAKE DESIGN GROUP COMPRISING THE ENUMERATED ISSUANCE ARE OUR BEST, ACCURATE REPRESENTATION OF DOCUMENTED REVISIONS. IN THE CASE OF ANY DISCREPANCY, OMISSION, OR CONFLICT BETWEEN THE ENUMERATED ISSUANCE DOCUMENTS AND THE PREVIOUS CONTRACT DOCUMENTS, THE CONTRACTOR IS TO PROMPTLY NOTIFY PEAKE DESIGN GROUP.

ISSUE SCHEDULE

No.	DESCRIPTION	DATE
1	ISSUE FOR DP	26-7-27

PROJECT

DATE	PROJECT No.
26-7-27	26-121

CLIENT NAME: HOPEWELL

PROJECT NAME: 26-16 STONEGATE - PETALS WEST

ADDRESS: #165, 11500 STONEHILL DR NE, CALGARY, AB

DRAWING

DRAWN	CHECKED
KMH	Checker

DRAWING TITLE: PROJECT INFORMATION

SHEET: DP0.01

26-16 STONEGATE - PETALS WEST

26-121



1 DP2.00 EXTERIOR PHOTO 1
1" = 20'-0"

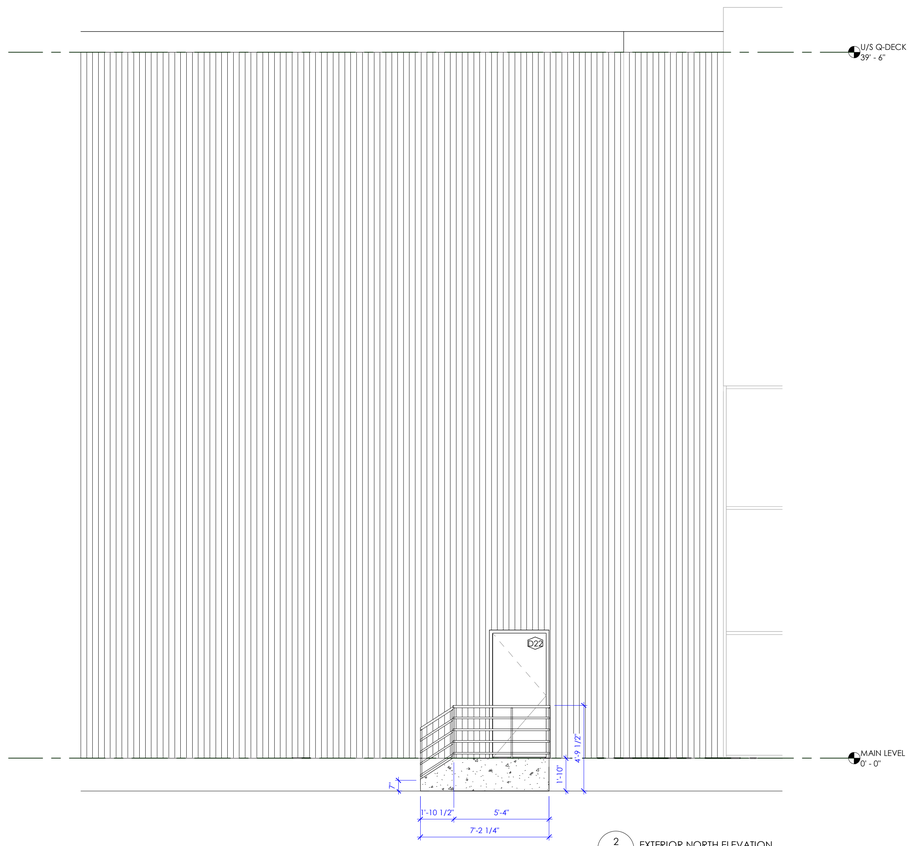

2 DP2.00 EXTERIOR NORTH ELEVATION
1/4" = 1'-0"



3 DP2.00 INTERIOR PHOTO 2
1" = 20'-0"

MUNICIPAL

PDG
PEAKE DESIGN GROUP

27, 5080 12A Street S.E. Calgary, AB, T2G 5K9
Phone: (403) 271-8333
Email: info@peakedesign.ca
www.peakedesign.ca

CLIENT
Hopewell

BUILDER
NCI CONSTRUCTION LTD.

PROFESSIONAL SEAL

CONSULTANTS

NOTE

DISCLAIMER:
THIS DRAWING IS PROTECTED BY COPYRIGHT LAW AND SHOULD NOT BE REPRODUCED IN ANY MANNER OR FOR ANY PURPOSE EXCEPT BY WRITTEN PERMISSION OF PEAKE DESIGN GROUP

CONTRACTOR SHALL VERIFY AND BE RESPONSIBLE FOR ALL DIMENSIONS AND TO REPORT ANY ERRORS AND/OR OMISSIONS TO PEAKE DESIGN GROUP

DRAWINGS AND SPECIFICATIONS FROM PEAKE DESIGN GROUP COMPRISING THE ENUMERATED ISSUANCE ARE OUR BEST, ACCURATE REPRESENTATION OF DOCUMENTED REVISIONS. IN THE CASE OF ANY DISCREPANCY, OMISSION, OR CONFLICT BETWEEN THE ENUMERATED ISSUANCE DOCUMENTS AND THE PREVIOUS CONTRACT DOCUMENTS, THE CONTRACTOR IS TO PROMPTLY NOTIFY PEAKE DESIGN GROUP.

ISSUE SCHEDULE

No.	DESCRIPTION	DATE
1	ISSUE FOR DP	26-7-27

PROJECT

DATE	PROJECT No.
26-7-27	26-121

CLIENT NAME
HOPEWELL

PROJECT NAME
26-16 STONEGATE - PETALS WEST

ADDRESS
#165, 11500 STONEHILL DR NE, CALGARY, AB

DRAWING

DRAWN	CHECKED
KMH	Checker

DRAWING TITLE
EXTERIOR ELEVATIONS & PHOTOS

SHEET
DP2.00

26-16 STONEGATE - PETALS WEST

26-121