

FRONT ELEVATION

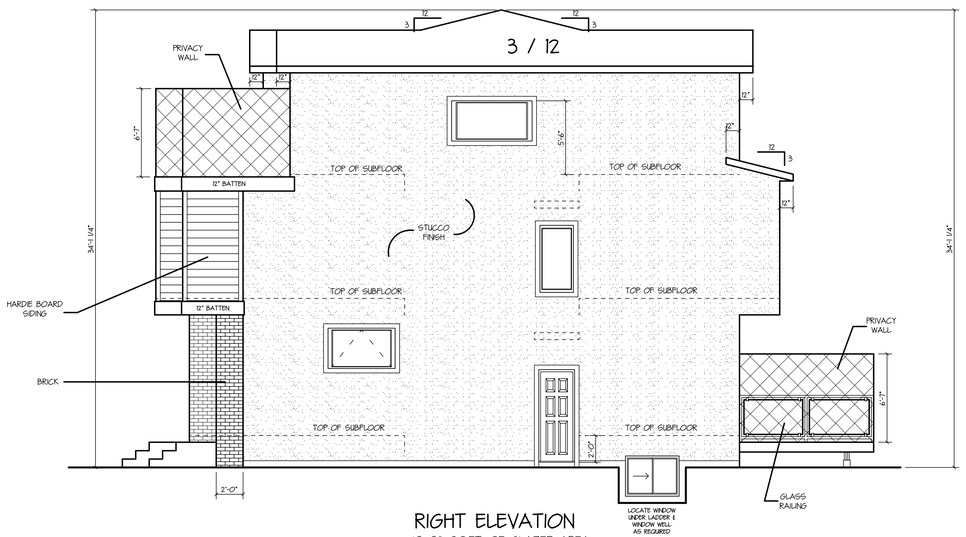

RIGHT ELEVATION

48. 92 SQ.FT. OF GLAZED AREA
DIVIDED BY
1162. 21 SQ.FT. OF WALL AREA
= 4. 2 % OF UNPROTECTED OPENING AREA ON BUILDING FACE

WINDOW FENESTRATION INFORMATION & U-VALUE KEY

PRODUCT HEIGHT	10 m
TERRAIN TYPE	ROUGH
PERFORMANCE CLASS	R
MINIMUM PERFORMANCE GRADE (PG)	25
MINIMUM POSITIVE DESIGN PRESSURE	1200 pa
MINIMUM NEGATIVE DESIGN PRESSURE	1200 pa
MINIMUM WATER PENETRATION RESISTANT TEST PRESSURE	260 pa
MINIMUM CANADIAN AIR INFILTRATION / EXFILTRATION	A2

* AS PER NORTH AMERICAN FENESTRATION STANDARDS (NAFS)

WINDOW or SKYLIGHT SIZE AS PER PLAN (TYPICAL)

MAXIMUM or BETTER U-VALUE @ :
- WINDOWS & DOORS = 1. 6
- SKYLIGHTS = 2. 7



REAR ELEVATION

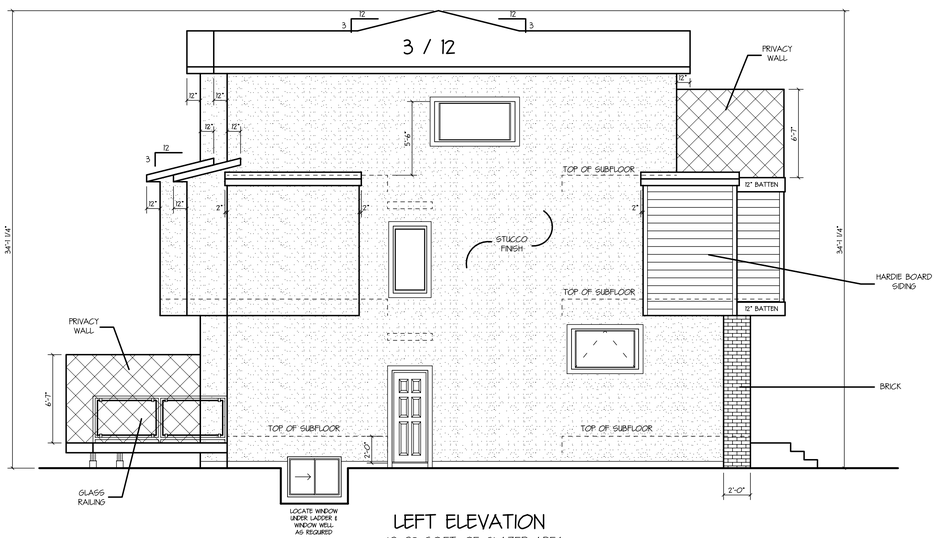

LEFT ELEVATION

48. 92 SQ.FT. OF GLAZED AREA
DIVIDED BY
1162. 21 SQ.FT. OF WALL AREA
= 4. 2 % OF UNPROTECTED OPENING AREA ON BUILDING FACE

PREPARED FOR: TRI - BUILD HOMES
BY: SQUARE ONE DESIGN
CUSTOMER: * *
ADDRESS: 4723 - 40TH AVE. S.W.
DRAWING NAME: ELEVATIONS
LEGAL: LOT 10, BLK 13, PLAN 8217 JK
DESIGNS & DRAWINGS ARE COPYRIGHT PROPERTY OF SQUARE ONE DESIGN LTD.
DATE: JUNE 15, 2026
DRAWN BY: SQUARE ONE DESIGN
PH # - 403 - 803 - 2796
email: darrl@squareonedesign.ca
SCALE: 3/16" = 1'-0"
SHEET 1 / 7

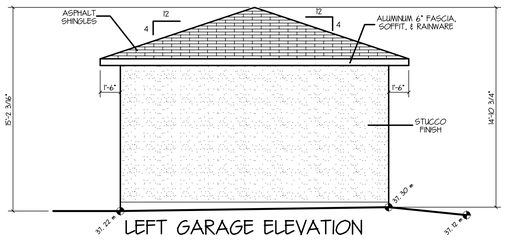

LEFT GARAGE ELEVATION

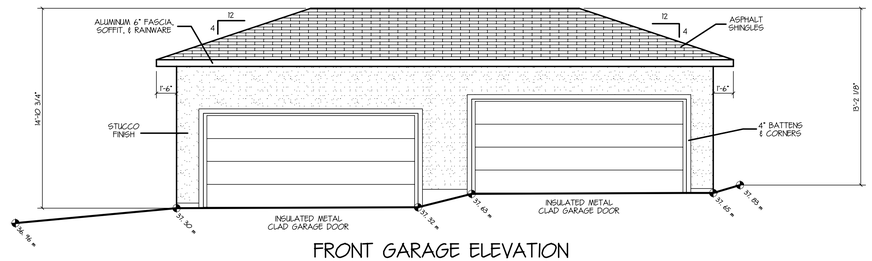

FRONT GARAGE ELEVATION

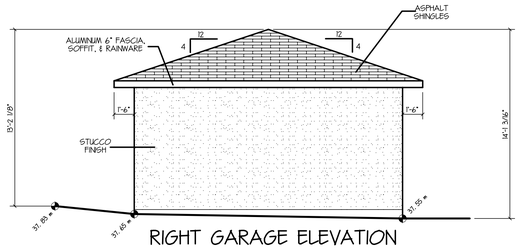

RIGHT GARAGE ELEVATION

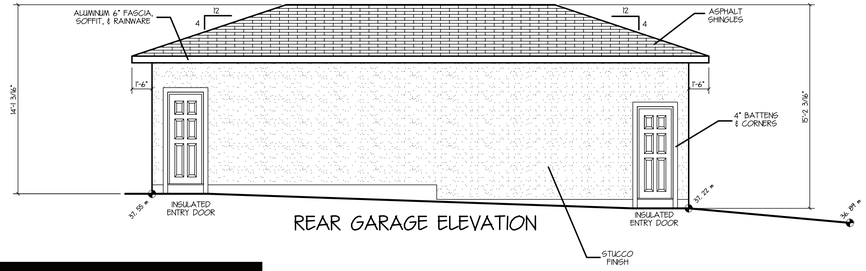

REAR GARAGE ELEVATION

[redacted]

[redacted]

FIRE SEPARATION NOTES

A FIRE SEPARATION @ ROOF (TYP.)

5/8" TYPE 'X' FIREGUARD DRYWALL
R-20 ACOUSTICAL FIBERGLASS BATT INSUL
2 X 4 FRAMED WALL (STAGGERED)
1" AIRSPACE
2 X 4 FRAMED WALL (STAGGERED)
R-20 ACOUSTICAL FIBERGLASS BATT INSUL
5/8" TYPE 'X' FIREGUARD DRYWALL

B FIRE SEPARATION @ WALL (TYP.)

5/8" TYPE 'X' FIREGUARD DRYWALL
R-20 ACOUSTICAL FIBERGLASS BATT INSUL
2 X 4 FRAMED WALL (STAGGERED)
1" AIRSPACE
2 X 4 FRAMED WALL (STAGGERED)
R-20 ACOUSTICAL FIBERGLASS BATT INSUL
5/8" TYPE 'X' FIREGUARD DRYWALL

ASSEMBLY NOTES

1 ROOF
ASPHALT SHINGLES OR AS SPECIFIED
3/8" SHEATHING C/W 'H' CLIPS
ENGINEER APPROVED ROOF TRUSSES
@ 24" O.C.
R-34 LOOSE FILL / BATT INSULATION
6 . MIL POLY VAPOUR BARRIER
1/2" GD DRYWALL
ROOF SPACE TO BE VENTED
@ MIN.1 : 300 RATIO
ATTIC ACCESS

2 EXTERIOR WALL
EXTERIOR FINISH AS PER ELEVATION
BUILDING PAPER
3/8" SHEATHING
2x6 WOOD STUDS @ 24" O.C.
OR AS SPECIFIED
R-20 BATT INSULATION
6 MIL POLY VAPOUR BARRIER
1/2" DRYWALL

3 FOUNDATION WALL
PARGING ABOVE GRADE
DAMPROOFING BELOW GRADE
8" CONCRETE FOUNDATION WALL
20"X12" CONT. CONC. STRIP FOOTING
PROVIDE 4'-0" MIN. COVER TO FOOTINGS
4" DIA. WEEPING TILE @ REQUIRED
2x4 STRAPPING @ 24" O.C.
R-12 BATT INSULATION
6 MIL POLY VAPOUR BARRIER
1/2" DRYWALL (FINISHED AREAS)

4 FLOORS
FINISHED FLOORING AS SPECIFIED
3/8" K-3 BOARD UNDERLAY
(TO LINO AREAS)
3/8" PLYWOOD UNDERLAY
(TO TILE AREAS)
T&G SUBFLOOR OR AS SPECIFIED
FLOOR JOISTS (SEE ENGINEERS PLANS)

5 BASEMENT SLAB
5" CONCRETE SLAB
(4" FOR UNDERSLAB HEATING)
6 MIL POLY VAPOUR BARRIER
(WHERE APPLICABLE)
COMPACTED GRAVEL

6 GARAGE SLAB
4" CONCRETE SLAB
COMPACTED GRAVEL
SLOPE GARAGE 4" TO
OVERHEAD GARAGE DOOR

7 CANTILEVERED FLOOR AREAS
2 x 6 FRAMING & R-28 INSULATION
TO UNDERSIDE OF CANTILEVER
C/W 3/8" SHEATHING AND
PREFINISHED ALUMINUM SOFFIT

8 INTERIOR PARTITIONS
1/2" GYPSUM BOARD
2x4 STUDS @ 24" O.C.
1/2" GYPSUM BOARD
(ALL WALLS SUPPORTING KITCHEN
CABINETS TO BE FRAMED @ 16" O.C.)

GENERAL NOTES
DOOR BETWEEN THE GARAGE AND THE HOUSE TO HAVE A CLOSER & WEATHERSTRIPPING

WINDOW SIZES ARE NOMINAL. REFER TO MANUFACTURER'S SPECIFICATIONS FOR EXACT ROUGH OPENING SIZES

PREPARED FOR: TRI - BUILD HOMES
BY: SQUARE ONE DESIGN
CUSTOMER:
ADDRESS:
INFILL DUPLEX PLANS
4723 - 40TH AVE. SW
DRAWING: GARAGE ELEVATIONS, PLANS, & SECTIONS
LEGAL: LOT - 10, BLOCK - 13, PLAN - 8211 JK
DESIGNS & DRAWINGS ARE COPYRIGHT PROPERTY OF SQUARE ONE DESIGN LTD
DATE: JUNE 15, 2016
DRAWN BY: SQUARE ONE DESIGN
PH: 403 - 875 - 2774
email: dave@squareonedesign.ca
SCALE: 3/16" = 1'-0"
SHEET: 7 / 7