CANTIRO LIVINGSTON

48 HERRON RI NE, Lot 28, Block 57, Plan 2410328

ARCHITECTURAL SHEET LIST - DP

DP001	COVER PAGE
DP200	BLDG 01 - FLOOR & ROOF PROPOSED PLANS
DP201	BLDG 02 - FLOOR & ROOF PROPOSED PLANS
DP202	BLDG 03 - FLOOR & ROOF PROPOSED PLANS
DP203	BLDG 03 - FLOOR PROPOSED PLANS
DP204	BLDG 04 - FLOOR PROPOSED PLANS
DP205	BLDG 04 - FLOOR & ROOF PROPOSED PLANS
DP206	BLDG 05 - FLOOR AND ROOF PROPOSED PLANS
DP207	BLDG 06 - FLOOR PROPOSED PLANS
DP208	BLDG 06 - FLOOR & ROOF PROPOSED PLANS
DP209	BLDG 07 - FLOOR & ROOF PROPOSED PLANS
DP210	BLDG 08 - FLOOR PROPOSED PLANS
DP211	BLDG 08 - FLOOR & ROOF PROPOSED PLANS
DP212	BLDG 09 - FLOOR PROPOSED PLANS
DP213	BLDG 09 - FLOOR & ROOF PROPOSED PLANS
DP214	BLDG 10 - FLOOR & ROOF PROPOSED PLANS
DP300	BLDG 01 - PROPOSED ELEVATIONS
DP301	BLDG 02 - PROPOSED ELEVATIONS
DP302	BLDG 03 - PROPOSED ELEVATIONS
DP303	BLDG 04 - PROPOSED ELEVATIONS
DP304	BLDG 05 - PROPOSED ELEVATIONS
DP305	BLDG 06 - PROPOSED ELEVATIONS
DP306	BLDG 07 - PROPOSED ELEVATIONS
DP307	BLDG 08 - PROPOSED ELEVATIONS
DP308	BLDG 09 - PROPOSED ELEVATIONS
DP309	BLDG 10 - PROPOSED ELEVATIONS
DP400	BLDG 01 & 03 BUILDING SECTIONS
DP401	BLDG 02 & 04 BUILDING SECTIONS
DP402	BLDG 05 & 06 BUILDING SECTIONS
DP403	BLDG 07 & 08 BUILDING SECTIONS
DP404	BLDG 09 & 10 BUILDING SECTIONS

ARCHITECTURAL SHEET LIST - SITE

A001.SITE	SITE PLAN
A001.SITE.	SITE CIRCULATION PLAN
A002.SITE	PARTIALLY ENLARGED SITE PLAN - NORTH
A003.SITE	PARTIALLY ENLARGED SITE PLAN - SOUTH
A004.SITE	PARTIAL ENLARGED SITE PLAN - COMMON AMENITY AREA
A005.PHAS	SITE PLAN - PHASING PLAN



ROOTSTOCK ARCHITECTURE

Suite 103, 10310 124 St. NW
Edmonton, T5N 1R2
p. 780.862.2777

ELECTRICAL (SITE)

Stebnicki Engineering Ltd

GERRY STEBNICKI,
gstebnicki@stebeng.com

p. 403-651-5950

CIVIL

JUBILEE ENGINEERING CONSULTANTS LTD.

3702 Edmonton Trail NE,
CALGARY AB T2E 3P4
T: 403 276 1001 F: 403 276 1012

LANDSCAPE

BROWNING DESIGN INC.

BROWNING DESIGN INC.

#282 150 Chippewa Road
Sherwood Park, T8A 6A2
p. 780.417.9596

REISSUED FOR DEVELOPMENT PERMIT

ROOTSTOCK ARCHITECTURE

SUITE 344, 1253 91 St. SW,
EDMONTON, ALBERTA
T6X 1E9 CANADA
T: (780) 862-2777
E: TEAM@ROOTSTOCK.CA

ISSUE/REVISION SCHEDULE

	DATE	DESCRIPTION	ISSUED BY
1	2026.09.14	REISSUED FOR DEVELOPMENT PERMIT	RSA

THESE DRAWINGS AND DESIGN ARE THE EXCLUSIVE PROPERTY OF ROOTSTOCK ARCHITECTURE INC. AND SHALL NOT BE USED, REPRODUCED, OR REVISED WITHOUT WRITTEN PERMISSION OF THE ARCHITECT. IN WHICH CASE THE REPRODUCTION MUST BEAR THE NAME OF ROOTSTOCK ARCHITECTURE INC.

THE CONTRACTOR SHALL CHECK AND VERIFY ALL DIMENSIONS, DATUMS AND LEVELS PRIOR TO THE COMMENCEMENT OF WORK AND REPORT ALL DISCREPENCIES AND OMISSIONS TO THE ARCHITECT PRIOR TO COMMENCING WORK.

DO NOT SCALE THESE DRAWINGS.

ARCHITECT SEAL:

ROOTSTOCK ARCHITECTURE INC.
PERMIT NO. AC 15701
ISSUED PURSUANT TO THE ARCHITECTS ACT OF ALBERTA

DEVELOPMENT PERMIT DECISION RENDERED ON THIS PLAN

BLOCK KEY PLAN:



REFER TO SITE PLAN & FLOOR PLANS FOR CONSTRUCTION NORTH ORIENTATION OF EACH BLOCK

KEYPLAN
TRUE NORTH

CLIENT:

CANTIRO
Amazing Lives Happen Here

PROJECT:
48 HERRON RI NE, Lot 28, Block 57, Plan 2410328

SHEET TITLE:
COVER PAGE

CANTIRO LIVINGSTON

SCALE:

DRAWN BY: CB CHECKED BY: EK

PROJECT No.: 2520

DWG. No.: DP001

INTENDED TO BE PRINTED ON ARCH D (24x36)

LEGAL DESCRIPTION

LOT 28, BLOCK 57, PLAN 2410328

SITE DATA

ZONING:	**M-2**		
MIN FRONT/FLANKING	**0.0** m	(MINIMUM)	
MIN INTERIOR SIDE	**1.2** m		
SITE AREA			
0.89 hectare	**2.19 acres**	**95397.36 ft²**	**8862.70 m²**

MAX BUILDING HEIGHT: 16.0m, SEE ELEVATIONS FOR PROPOSED HEIGHT

UNIT COUNT & DENSITY

MINIMUM **60** units/ha

PROPOSED:

BUILDING TYPE	QTY.	UNITS/BUILDING	TOTAL UNITS
6PLEX	3	6	**18** units
6PLEX (MIRRORED)	2	6	**12** units
10PLEX (TYPE 1)	2	10	**20** units
10PLEX (TYPE 2)	3	10	**30** units
TOTAL UNITS			**80** units

PROPOSED DENSITY **89.86** units/ha

FAR

MAXIMUM **3**

BUILDING TYPE	QTY.	FAR/BUILDING	TOTAL FAR
6PLEX	3	0.094	**0.28**
6PLEX (MIRRORED)	2	0.094	**0.19**
10PLEX (TYPE 1)	2	0.14	**0.29**
10PLEX (TYPE 2)	3	0.15	**0.45**
		TOTAL	**1.21**

BUILDING NUMBER	PROPOSED BUILDINGS GROSS FLOOR AREA		
	FLOOR LEVEL	**ft2**	**m2**
1, 3 & 10	6PLEX GROSS FLOOR AREA		
	MAIN FLOOR	2,925 ft²	271.8 m²
	SECOND FLOOR	2,954 ft²	274.4 m²
	THIRD FLOOR	3,115 ft²	289.4 m²
4, 6 & 9	6PLEX MIR. GROSS FLOOR AREA		
	MAIN FLOOR	2,925 ft²	271.8 m²
	SECOND FLOOR	2,954 ft²	274.4 m²
	THIRD FLOOR	3,108 ft²	288.8 m²
2 & 8	10PLEX (TYPE 1) GROSS FLOOR AREA		
	MAIN FLOOR	4,466 ft²	414.9 m²
	SECOND FLOOR	4,583 ft²	425.8 m²
	THIRD FLOOR	4,743 ft²	440.7 m²
5 & 7	10PLEX (TYPE 2) GROSS FLOOR AREA		
	MAIN FLOOR	4,704 ft²	437.0 m²
	SECOND FLOOR	4,776 ft²	443.7 m²
	THIRD FLOOR	5,016 ft²	466.0 m²

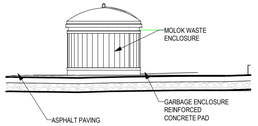

2 A000.SITE SAMPLE WASTE ENCLOSURE ELEVATION.
1 : 50

LEGEND - SITE PLAN

- PROPOSED ROWHOUSING BUILDING - SEE FLOOR PLANS, ELEVATION AND SECTIONS
- PROPOSED CONCRETE SIDEWALK
- PROPOSED CONCRETE DRIVEWAY APRON AND CURB
- EXISTING CONCRETE SLAB SIDEWALK
- COLLECTION VEHICLE ROUTE
- PROPOSED ALTERNATIVE LANDSCAPING MATERIAL
- PROPOSED LANDSCAPING - REFER TO LANDSCAPE DRAWING
- PROPOSED ASPHALT DRIVE SURFACE
- PROPOSED PARKING STALL
  - SEE SITE PLAN FOR CONCRETE WHEEL STOP & BARRIER FREE STALL LOCATIONS
  - "V" DENOTES DESIGNATED VISITOR STALL
- EXISTING BOULEVARD TREE
- PROPERTY LINE
- SETBACK LINE
- EASEMENT LINE
- 42" HIGH GUARDRAIL FENCE ABOVE RETAINING WALL LINE
- RETAINING WALL LINE
- ROLLED CURB

AMENITY AREAS:

AMENITY NODE 1 AND NODE 2, PROVIDE COMMON AMENITY PROVIDED AT 5,989.30SF, TOTAL PER UNIT OF 74.87SF (6.96m²/UNIT)
REQUIRED MIN: 5m²/UNIT

LANDSCAPE REQUIREMENTS

SITE LANDSCAPE COVERAGE REQUIREMENT MINIMUM: 40% OF SITE AREA
LOW WATER LANDSCAPING OPTION: 3% REDUCTION PROVIDED
ENHANCED LANDSCAPING OPTION: 3% REDUCTION PROVIDED
PROPOSED INCLUDING LANDSCAPING OPTION REDUCTIONS TOTAL REQUIREMENT MINIMUM: 34% OF SITE AREA

TOTAL SITE LANDSCAPE COVERAGE PROVIDED: 34.3% OF SITE AREA

TOTAL SITE AREA 95397.36SF/TOTAL LANDSCAPE COVERAGE 32752.35 SF = 34.3%

PARKING PROVIDED:

VISITOR	
	PROVIDED
	11
TOTAL	11

SITE TOTAL PARKING 11

0.625 PER UNIT PARKING REQUIRED: 50 REQUIRED
1.1625 PER UNIT PARKING REQUIRED: 91 PROVIDED

BARRIER-FREE PARKING

NOT REQUIRED PER NBC(AE) 2023 - 3.8.2.1.(1)(a)
SITE TOTALPARKING PROVIDED: 1

REQUIRED BICYCLE PARKING SPACES

0.5 CLASS 1 - LONG-TERM PER DWELLING UNIT IN MULT-UNIT HOUSING BUILDINGS
0.1 CLASS 2 - SHORT-TERM PER DWELLING UNIT IN MULTI-UNIT HOUSING BUILDINGS

TOTAL REQUIRED: 40 CLASS 1 SPACES/PROVIDED FOR BUILDINGS 1 THROUGH 10)
8 CLASS 2 SPACES/PROVIDED FOR BUILDINGS 1 THROUGH 10)

PROVIDED BICYCLE PARKING SPACES

TOTAL PROVIDED: 88 SPACES (PROVIDED FOR BUILDINGS 1 THROUGH 10)

SHORT-TERM CLASS 2: 8

LONG-TERM CLASS 1: 80

LONG-TERM CLASS 1 INSIDE UNITS: 80

WASTE AND GARBAGE ENCLOSURE TYPE	TOTAL REQUIRED QUANTITY WEEKLY	TOTAL REQUIRED QUANTITY WEEKLY	FREQUENCY (WEEKLY)
TOTAL WASTE:	0.24M3/UNIT	19.2M3/SITE	2

TOTAL QUANTITY OF MOLOKS PROVIDED FOR SITE:
2 X 3M3 CAPACITY
4 X 1.3M3 CAPACITY
=11.2M3 CAPACITY

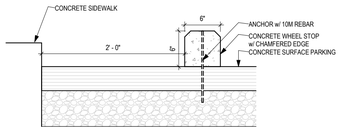

3 A000.SITE TYPICAL WHEEL STOP
1" = 1'-0"



3 A000.SITE TYPICAL CLASS 2 BICYCLE PARKING DETAIL
1/4" = 1'-0"

GENERAL NOTES:

-CONSTRUCTION LAYDOWN MUST BE CONTAINED TO ON SITE WITHIN PROPERTY LINE. ADDITIONALLY, NO LAYDOWN AS A MINIMUM OF 3M FROM BASE OF TREE TRUNKS ALONG THE PUBLIC TREES

-MUNICIPLE RESERVE PROTECTION FENCING TO BE ON BOUNDARY OF THE MUNICIPLE RESERVE. FENCING SHALL BE INSTALLED PRIOR TO COMMENCEMENT OF ANY DEVELOPMENT ACTIVITY OR STRIPPING AND GRADING OPERATIONS. THIS FENCING IS TO BE INSPECTED AND APPROVED BY PARKS DEVELOPMENT INSPECTOR AT 403-804-9397


BLOCK 59, LOT 1
R-G LOW DENSITY RESIDENTIAL
HERRON MEWS NE
CALHOUN RISE NE
PROPERTY LINE: 164.48M
STREET BB: 36M
PROPERTY LINE: 144.74M
ABUTTING SB: 1.2M
PROPERTY LINE: 66.27M
BLOCK 57
R-G LOW DENSITY RESIDENTIAL
BLOCK 57, LOT 27MR
S-SPR COMMUNITY PARKS AND SCHOOLS
BLOCK 57, LOT 26
C-N2 COMMERCIAL NEIGHBOURHOOD 2
BLDG 01
3 DWELLING UNITS
BLDG 02
6 DWELLING UNITS
BLDG 03
10 DWELLING UNITS
BLDG 04
10 DWELLING UNITS
BLDG 05
6 DWELLING UNITS
BLDG 06
10 DWELLING UNITS
BLDG 07
6 DWELLING UNITS
BLDG 08
10 DWELLING UNITS
BLDG 09
10 DWELLING UNITS
BLDG 10
6 DWELLING UNITS
PROPOSED WASTE COLLECTION AREA
AMENITY NODE 1: SEE AMENITY PLAN, SITE LIGHTING AND LANDSCAPE PLANS
AMENITY NODE 2: SEE AMENITY PLAN, SITE LIGHTING AND LANDSCAPE PLANS
UNDEVELOPED PORTION OF 1ST AVE
PART 6 622 (2) STREET ORIENTED MULTI RES.: 0 SETBACK
MR PROTECTION FENCING FOR BOUNDARY OF THE MR (SEE GENERAL NOTES)
1.8M WIDE LINE OF EXISTING SWALE DRW PLAN 221129
CHAIN LINK FENCE BETWEEN MR AND SITE
1.8M WIDE LINE OF EXISTING SWALE DRW PLAN 221129
LINE OF EXISTING SWALE DRW PLAN 221129
LINE OF EXISTING TREE TO BE REMOVED
LINE OF NEW ENTRANCE
LINE OF EXISTING TREED BOULEVARD
LINE OF BALCONY ABOVE, TYP.
PROPOSED PAINTED CROSS WALK
PROPOSED TRANSFORMER
PROPOSED RETAINING WALL (SEE CIVIL DRAWINGS)
PROPOSED SITE ENTRY MONUMENT 700 SIGN IN SEPERATE DP SUBMISSION
PROPOSED HYDRANT
LINE OF EXISTING VAULTS
LINE OF EXISTING ELECTRICAL TRANSFORMER
LINE OF EXISTING VAULT
LINE OF CORNER VISIBILITY TRIANGLE
PROPOSED PAINTED CROSS WALK
PROPOSED 2 BIKE STALLS (CLASS 2), SEE DETAIL 3/A000.SITE
PROPOSED 2 BIKE STALLS (CLASS 2), SEE DETAIL 3/A000.SITE
PROPOSED 2 BIKE STALLS (CLASS 2), SEE DETAIL 3/A000.SITE
PROPOSED 2 BIKE STALLS (CLASS 2), SEE DETAIL 3/A000.SITE
PROPOSED PAINTED CROSS WALK
PROPOSED PAINTED CROSS WALK
PROPOSED TRANSFORMER LOCATION ON GRAVEL BASE
HATCHED AREA REPRESENTS COLLECTION VEHICLE ROUTE STRUCTURALLY CAPABLE OF SUPPORTING MIN 25,000kg WEIGHT
PROPOSED WASTE COLLECTION AREA ON CONCRETE SLAB
PROPOSED PAINTED CROSS WALK
PROPOSED PAINTED CROSS WALK
PROPOSED ROLLED CURB DETAIL LOCATION
MIN. RADIUS
PROPOSED PAINTED CROSS WALK
PROPOSED PAINTED CROSS WALK
PROPOSED PAINTED CROSS WALK



1 SITE PLAN - PARTIALLY ENLARGED NORTH PLAN
A002.SITE 1/16" = 1'-0"

LEGEND - SITE PLAN

- PROPOSED ROWHOUSING BUILDING - SEE FLOOR PLANS, ELEVATION AND SECTIONS
- PROPOSED CONCRETE SIDEWALK
- PROPOSED CONCRETE DRIVEWAY APRON AND CURB
- EXISTING CONCRETE SLAB SIDEWALK
- COLLECTION VEHICLE ROUTE
- PROPOSED ALTERNATIVE LANDSCAPING MATERIAL
- PROPOSED LANDSCAPING - REFER TO LANDSCAPE DRAWING
- PROPOSED ASPHALT DRIVE SURFACE
- PROPOSED PARKING STALL
  - SEE SITE PLAN FOR CONCRETE WHEEL STOP & BARRIER FREE STALL LOCATIONS
  - "V" DENOTES DESIGNATED VISITOR STALL
- EXISTING BOULEVARD TREE
- PROPERTY LINE
- SETBACK LINE
- EASEMENT LINE
- 42" HIGH GUARDRAIL FENCE ABOVE RETAINING WALL LINE
- RETAINING WALL LINE
- ROLLED CURB

GENERAL NOTES:

-CONSTRUCTION LAYDOWN MUST BE CONTAINED TO ON SITE WITHIN PROPERTY LINE. ADDITIONALLY, NO LAYDOWN AS A MINIMUM OF 3M FROM BASE OF TREE TRUNKS ALONG THE PUBLIC TREES

-MUNICIPLE RESERVE PROTECTION FENCING TO BE ON BOUNDARY OF THE MUNICIPLE RESERVE. FENCING SHALL BE INSTALLED PRIOR TO COMMENCEMENT OF ANY DEVELOPMENT ACTIVITY OR STRIPPING AND GRADING OPERATIONS. THIS FENCING IS TO BE INSPECTED AND APPROVED BY PARKS DEVELOPMENT INSPECTOR AT 403-804-9397

RE-ISSUED FOR DEVELOPMENT PERMIT

ROOTSTOCK ARCHITECTURE

SUITE 344, 1253 91 St. SW,
EDMONTON, ALBERTA
T6X 1E9 CANADA
T: (780) 862-2777
E: TEAM@ROOTSTOCK.CA

ISSUE/REVISION SCHEDULE

	DATE	DESCRIPTION	ISSUED BY
1	2026.08.11	RE-ISSUED FOR DEVELOPMENT PERMIT	RSA
2	2026.09.16	RE-ISSUED FOR DEVELOPMENT PERMIT	RSA

THESE DRAWINGS AND DESIGN ARE THE EXCLUSIVE PROPERTY OF ROOTSTOCK ARCHITECTURE INC. AND SHALL NOT BE USED, REPRODUCED, OR REVISED WITHOUT WRITTEN PERMISSION OF THE ARCHITECT. IN WHICH CASE THE REPRODUCTION MUST BEAR THE NAME OF ROOTSTOCK ARCHITECTURE INC.
THE CONTRACTOR SHALL CHECK AND VERIFY ALL DIMENSIONS, DATUMS AND LEVELS PRIOR TO THE COMMENCEMENT OF WORK AND REPORT ALL DISCREPENCIES AND OMISSIONS TO THE ARCHITECT PRIOR TO COMMENCING WORK.
DO NOT SCALE THESE DRAWINGS.

ARCHITECT SEAL:

DEVELOPMENT PERMIT DECISION RENDERED ON THIS PLAN

ROOTSTOCK ARCHITECTURE INC.
PERMIT NO. AC 15701
ISSUED PURSUANT TO THE ARCHITECTS ACT OF ALBERTA

BLOCK KEY PLAN:



REFER TO SITE PLAN & FLOOR PLANS FOR CONSTRUCTION NORTH ORIENTATION OF EACH BLOCK

KEYPLAN
TRUE NORTH

CLIENT:

CANTIRO
Amazing Lives Happen Here

PROJECT:
48 HERRON RISE NE, CALGARY, ALBERTA

SHEET TITLE:
PARTIAL ENLARGED SITE PLAN - NORTH

SCALE: 1/16" = 1'-0"
DRAWN BY: CB CHECKED BY: EK
PROJECT No.: 2520

DWG. No.: **A002.SITE**

INTENDED TO BE PRINTED ON ARCH D (24x36)

LIVINGSTON CLUSTER HOUSING



1 A003.SITE SITE PLAN - PARTIALLY ENLARGED SOUTH PLAN
1/16" = 1'-0"

LEGEND - SITE PLAN

- PROPOSED ROWHOUSING BUILDING - SEE FLOOR PLANS, ELEVATION AND SECTIONS
- PROPOSED CONCRETE SIDEWALK
- PROPOSED CONCRETE DRIVEWAY APRON AND CURB
- EXISTING CONCRETE SLAB SIDEWALK
- COLLECTION VEHICLE ROUTE
- PROPOSED ALTERNATIVE LANDSCAPING MATERIAL
- PROPOSED LANDSCAPING - REFER TO LANDSCAPE DRAWING
- PROPOSED ASPHALT DRIVE SURFACE
- PROPOSED PARKING STALL
  - SEE SITE PLAN FOR CONCRETE WHEEL STOP & BARRIER FREE STALL LOCATIONS
  - "V" DENOTES DESIGNATED VISITOR STALL
- EXISTING BOULEVARD TREE
- PROPERTY LINE
- SETBACK LINE
- EASEMENT LINE
- 42" HIGH GUARDRAIL FENCE ABOVE RETAINING WALL LINE
- RETAINING WALL LINE
- ROLLED CURB

GENERAL NOTES:

-CONSTRUCTION LAYDOWN MUST BE CONTAINED TO ON SITE WITHIN PROPERTY LINE. ADDITIONALLY, NO LAYDOWN AS A MINIMUM OF 3M FROM BASE OF TREE TRUNKS ALONG THE PUBLIC TREES

-MUNICIPLE RESERVE PROTECTION FENCING TO BE ON BOUNDARY OF THE MUNICIPLE RESERVE. FENCING SHALL BE INSTALLED PRIOR TO COMMENCEMENT OF ANY DEVELOPMENT ACTIVITY OR STRIPPING AND GRADING OPERATIONS. THIS FENCING IS TO BE INSPECTED AND APPROVED BY PARKS DEVELOPMENT INSPECTOR AT 403-804-9397

RE-ISSUED FOR DEVELOPMENT PERMIT

ROOTSTOCK ARCHITECTURE

SUITE 344, 1253 91 St. SW,
EDMONTON, ALBERTA
T6X 1E9 CANADA
T: (780) 862-2777
E: TEAM@ROOTSTOCK.CA

ISSUE/REVISION SCHEDULE

	DATE	DESCRIPTION	ISSUED BY
1	2026.08.11	RE-ISSUED FOR DEVELOPMENT PERMIT	RSA
2	2026.09.16	RE-ISSUED FOR DEVELOPMENT PERMIT	RSA

THESE DRAWINGS AND DESIGN ARE THE EXCLUSIVE PROPERTY OF ROOTSTOCK ARCHITECTURE INC. AND SHALL NOT BE USED, REPRODUCED, OR REVISED WITHOUT WRITTEN PERMISSION OF THE ARCHITECT. IN WHICH CASE THE REPRODUCTION MUST BEAR THE NAME OF ROOTSTOCK ARCHITECTURE INC.
THE CONTRACTOR SHALL CHECK AND VERIFY ALL DIMENSIONS, DATUMS AND LEVELS PRIOR TO THE COMMENCEMENT OF WORK AND REPORT ALL DISCREPENCIES AND OMISSIONS TO THE ARCHITECT PRIOR TO COMMENCING WORK.
DO NOT SCALE THESE DRAWINGS.

ARCHITECT SEAL:

DEVELOPMENT PERMIT DECISION RENDERED ON THIS PLAN

ROOTSTOCK ARCHITECTURE INC.
PERMIT NO. AC 15701
ISSUED PURSUANT TO THE ARCHITECTS ACT OF ALBERTA

BLOCK KEY PLAN:



REFER TO SITE PLAN & FLOOR PLANS FOR CONSTRUCTION NORTH ORIENTATION OF EACH BLOCK

KEYPLAN
TRUE NORTH

CLIENT:

CANTIRO
Amazing Lives Happen Here

PROJECT:
48 HERRON RISE NE, CALGARY, ALBERTA

SHEET TITLE:
PARTIAL ENLARGED SITE PLAN - SOUTH

SCALE: 1/16" = 1'-0"
DRAWN BY: CB CHECKED BY: EK
PROJECT No.: 2520

DWG. No.: **A003.SITE**

INTENDED TO BE PRINTED ON ARCH D (24x36)

LIVINGSTON CLUSTER HOUSING

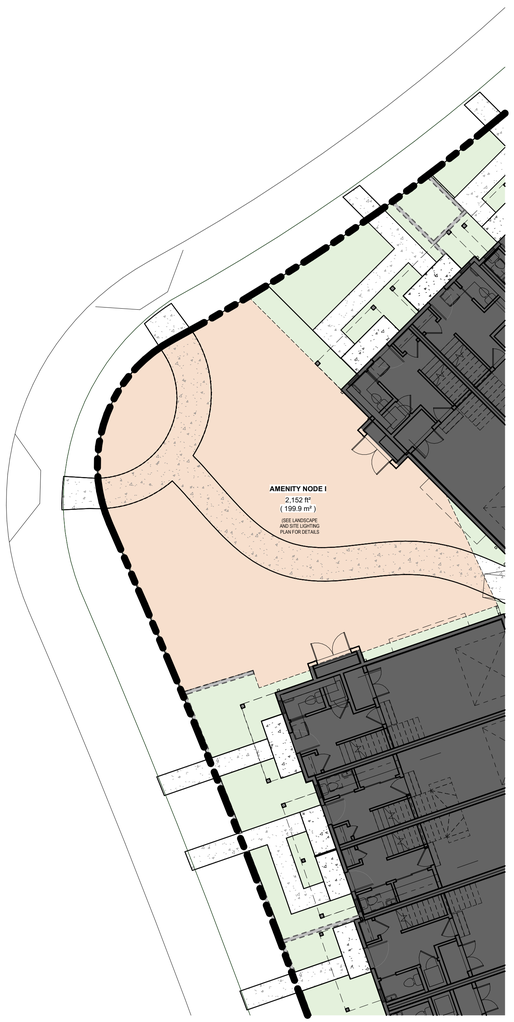

2 A004.SITE PARTIAL ENLARGED SITE PLAN - COMMON AMENITY I
3/32" = 1'-0"

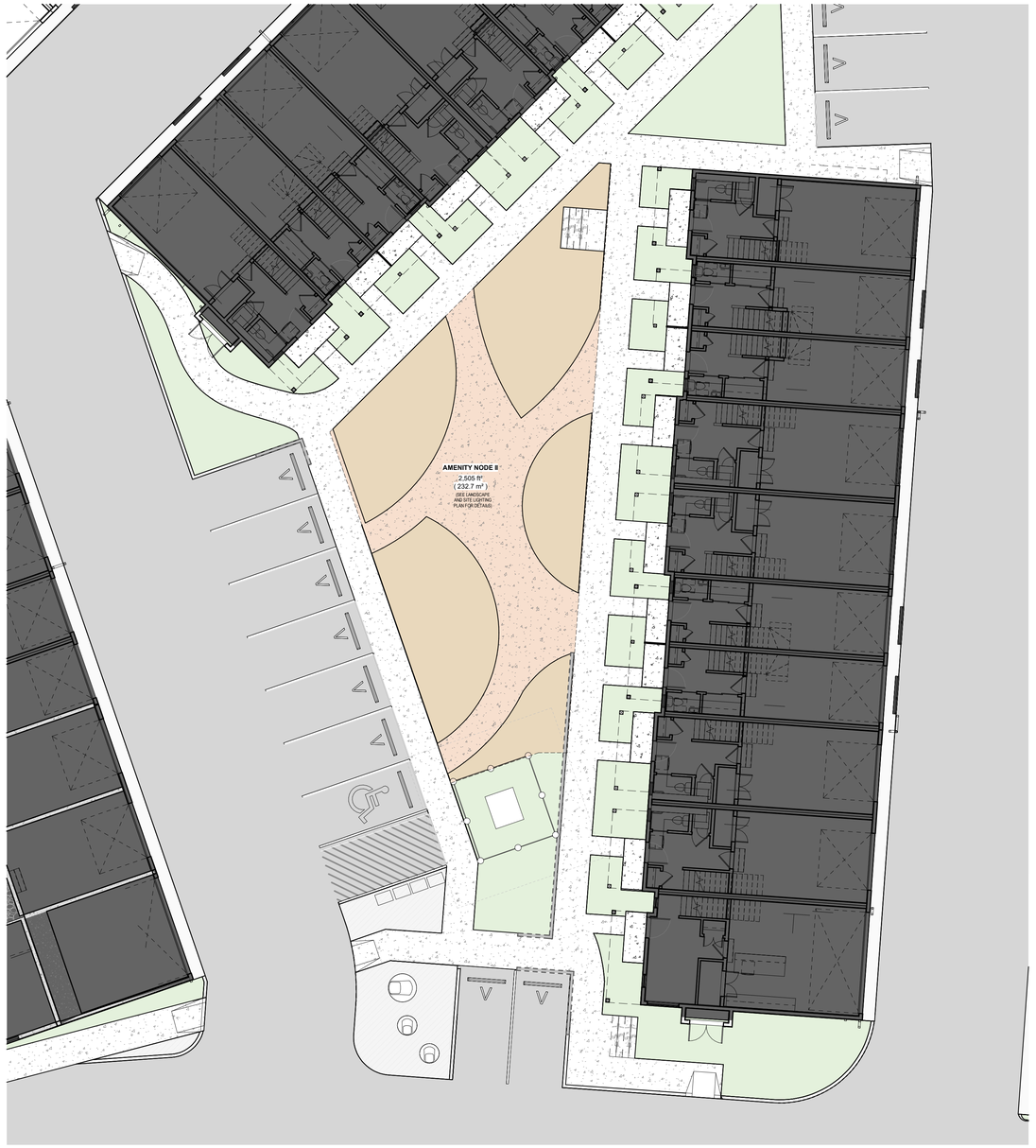

1 A004.SITE PARTIAL ENLARGED SITE PLAN - COMMMON AMENITY ii
3/32" = 1'-0"

LEGEND - SITE PLAN

- PROPOSED ROWHOUSING BUILDING - SEE FLOOR PLANS, ELEVATION AND SECTIONS
- PROPOSED CONCRETE SIDEWALK
- PROPOSED LANDSCAPING - REFER TO LANDSCAPE DRAWING
- PROPOSED ASPHALT DRIVE SURFACE
- PROPOSED PARKING STALL
  - SEE SITE PLAN FOR CONCRETE WHEEL STOP & BARRIER FREE STALL LOCATIONS
  - "V" DENOTES DESIGNATED VISITOR STALL
- PROPERTY LINE
- SETBACK LINE
- EASEMENT LINE
- PROPOSED COMMON AMENITY AREA

GENERAL NOTES:

-CONSTRUCTION LAYDOWN MUST BE CONTAINED TO ON SITE WITHIN PROPERTY LINE. ADDITIONALLY, NO LAYDOWN AS A MINIMUM OF 3M FROM BASE OF TREE TRUNKS ALONG THE PUBLIC TREES

-MUNICIPLE RESERVE PROTECTION FENCING TO BE ON BOUNDARY OF THE MUNICIPLE RESERVE. FENCING SHALL BE INSTALLED PRIOR TO COMMENCEMENT OF ANY DEVELOPMENT ACTIVITY OR STRIPPING AND GRADING OPERATIONS. THIS FENCING IS TO BE INSPECTED AND APPROVED BY PARKS DEVELOPMENT INSPECTOR AT 403-804-9397

RE-ISSUED FOR DEVELOPMENT PERMIT

ROOTSTOCK ARCHITECTURE

SUITE 344, 1253 91 St. SW,
EDMONTON, ALBERTA
T6X 1E9 CANADA
T: (780) 862-2777
E: TEAM@ROOTSTOCK.CA

ISSUE/REVISION SCHEDULE

	DATE	DESCRIPTION	ISSUED BY
1	2026.08.11	RE-ISSUED FOR DEVELOPMENT PERMIT	RSA
2	2026.09.16	RE-ISSUED FOR DEVELOPMENT PERMIT	RSA

THESE DRAWINGS AND DESIGN ARE THE EXCLUSIVE PROPERTY OF ROOTSTOCK ARCHITECTURE INC. AND SHALL NOT BE USED, REPRODUCED, OR REVISED WITHOUT WRITTEN PERMISSION OF THE ARCHITECT. IN WHICH CASE THE REPRODUCTION MUST BEAR THE NAME OF ROOTSTOCK ARCHITECTURE INC.
THE CONTRACTOR SHALL CHECK AND VERIFY ALL DIMENSIONS, DATUMS AND LEVELS PRIOR TO THE COMMENCEMENT OF WORK AND REPORT ALL DISCREPENCIES AND OMISSIONS TO THE ARCHITECT PRIOR TO COMMENCING WORK.
DO NOT SCALE THESE DRAWINGS.

ARCHITECT SEAL:

DEVELOPMENT PERMIT DECISION RENDERED ON THIS PLAN

ROOTSTOCK ARCHITECTURE INC.
PERMIT NO. AC 15701
ISSUED PURSUANT TO THE ARCHITECTS ACT OF ALBERTA

BLOCK KEY PLAN:



REFER TO SITE PLAN & FLOOR PLANS FOR CONSTRUCTION NORTH ORIENTATION OF EACH BLOCK

KEYPLAN
TRUE NORTH

CLIENT:

CANTIRO
Amazing Lives Happen Here

PROJECT:
48 HERRON RISE NE, CALGARY, ALBERTA

LIVINGSTON CLUSTER HOUSING

SHEET TITLE:
PARTIAL ENLARGED SITE PLAN - COMMON AMENITY AREA

SCALE: As indicated
DRAWN BY: CB CHECKED BY: EK
PROJECT No.: 2520

DWG. No.: **A004.SITE**

INTENDED TO BE PRINTED ON ARCH D (24x36)



OVERALL LANDSCAPE PLAN

SCALE: 1:300

0 2.5 5 10m

SITE FURNITURE



TRASH RECEPTACLES C/W ASH RECEPTACLE TO BE MAGLIN 'MTR-0650-00005' (OR APPROVED EQUAL)
SURFACE MOUNT, INSTALL TO MANUFACTURER SPECIFICATIONS.
FINISH COLOUR: TBD
QTY: 1
MANUFACTURER: MAGLIN (www.maglin.com)



BENCHES MANUFACTURER: MAGLIN 'MBE-0450-00003' (OR APPROVED EQUAL)
SURFACE MOUNT, INSTALL TO MANUFACTURER SPECIFICATIONS.
FINISH COLOUR: TBD
QTY: 3
MANUFACTURER: MAGLIN (www.maglin.com)



BICYCLE STANDS TO BE MAGLIN 'MBR-1600-00008' (OR APPROVED EQUAL)
SURFACE MOUNT, INSTALL TO MANUFACTURER SPECIFICATIONS.
FINISH COLOUR: TBD
QTY: 4
MANUFACTURER: MAGLIN (www.maglin.com)

NOTES:
- LANDSCAPE ARCHITECT TO DIRECT PLACEMENT ON SITE.
- ALL SITE FURNITURE TO BE REVIEWED AND APPROVED BY OWNER PRIOR TO ORDER PLACEMENT.

IRRIGATION SYSTEMS

1. THE CONTRACTOR SHALL SUPPLY AND INSTALL A FULLY FUNCTIONAL AUTOMATIC PROGRAMMABLE LOW WATER IRRIGATION SYSTEM. IRRIGATION SYSTEMS WILL BE DESIGNED IN SUCH A WAY THAT ONLY TREE AND SHRUB AREAS, WHETHER EXISTING OR NEW, ARE WATERED IN THE MOST EFFICIENT MANNER WHILE PROVIDING FULL COVERAGE. ONLY LANDSCAPE AREAS ARE TO RECEIVE WATER.
2. SYSTEM CONFIGURATION WILL VARY DEPENDING ON PLANT VARIETY AND LANDSCAPE AREA. ANY OVERLAPPING OR UNNECESSARY SPRAY PATTERNS ARE TO BE KEPT TO A MINIMUM. SYSTEM INSPECTION AND NOZZLE ADJUSTMENTS ARE TO BE MADE AFTER THE INSTALL IS COMPLETE AND AT THE START OF EVERY GROWING SEASON. NOZZLES SHOULD BE REPLACED EVERY FIVE YEARS. WATERING TIMES ARE TO BE SET FOR THE EARLY MORNING TO REDUCE EVAPORATION.
3. TREES, SHRUBS, PERENNIALS, AND ORNAMENTALS GRASSES WILL BE WATERED ACCORDING TO THEIR NEEDS. DRIP SYSTEMS ARE RECOMMENDED FOR TREES. CONTRACTOR WILL BE RESPONSIBLE FOR ANY DAMAGE TO PLANTS CAUSED BY OVER OR UNDER WATERING.
4. IRRIGATION PLANS SHALL BE PREPARED BY A QUALIFIED IRRIGATION CONSULTANT AND INSTALLED BY A PROFESSIONALLY CERTIFIED IRRIGATION INSTALLER. CONTRACTOR SHALL PROVIDE MANUALS AND TOOLS, REQUIRED FOR SYSTEM OPERATION, TO THE OWNER UPON SYSTEM COMPLETION. AS-BUILT DRAWINGS SHALL BE PROVIDED BY THE CONTRACTOR TO THE OWNER.
5. ALL UNDERGROUND IRRIGATION SYSTEMS ARE TO BE EQUIPPED WITH A HIGH FLOW SHUTOFF VALVE AND BACK FLOW PREVENTION VALVE. ALL DOWN SPOUTS ARE TO BE DIRECTED AWAY FROM FOUNDATIONS AND INTO SHRUB BEDS OR TREE WELLS WHERE PRACTICAL.

SOD BLEND

MANDERLEY LESS WATER SOD:

- FULL MOON KENTUCKY BLUEGRASS	25%
- DIVA KENTUCKY BLUEGRASS	25%
- TUMALO KENTUCKY BLUEGRASS	25%
- RIDGELINE KENTUCKY BLUEGRASS	25%

DEVELOPMENT REQUIREMENTS

BYLAW: IP2007 - SECTION 551
(1) ANY PART OF THE PARCEL USED TO MOTOR VEHICLE ACCESS, MOTOR VEHICLE PARKING STALLS, LOADING STALLS AND GARBAGE OR RECYCLING FACILITIES MUST NOT BE INCLUDED IN THE CALCULATION OF A LANDSCAPED AREA.
(2) A MINIMUM OF 40% OF THE AREA OF A PARCEL MUST BE LANDSCAPED AREA.

IP2007 - SECTION 555 - ENHANCED LANDSCAPING OPTION
REDUCTION OF 3.0 PER CENT OF THE AREA IMPLEMENTED

IP2007 - SECTION 556 - LOW WATER LANDSCAPING OPTION
REDUCTION OF 3.0 PER CENT OF THE AREA IMPLEMENTED
SEE IRRIGATION NOTES THIS SHEET

IP2007 - SECTION 555 - ENHANCED LANDSCAPING OPTION REQUIREMENTS:

TREES: 1 TREE PER 25m² OF PROVIDED LANDSCAPED AREA
(75:25 RATIO OF DECIDUOUS:CONIFEROUS TREES)
SHRUBS 2 SHRUBS PER 25m² OF PROVIDED LANDSCAPED AREA

LANDSCAPED AREA: 8863m² (PARCEL AREA) x AVAILABLE LANDSCAPE AREA OF 34% = 3013m²

CALCULATION: 3013² / 25m² = 121 TREES
(3013m² / 25m²) x 2 = 241 SHRUBS

REQUIRED: 121 TREES (90 DECIDUOUS: 31 CONIFEROUS) 241 SHRUBS
50% OF CONIFEROUS TREES MUST BE 4000mm HT; REMAINING 50% MUST BE 3000mm HT.
50% OF DECIDUOUS TREES MUST BE 85mm CAL.; REMAINING 50% MUST BE 65mm CAL.

PROVIDED: 121 TREES (90 DECIDUOUS: 31 CONIFEROUS) 291 SHRUBS (220 PERENNIALS)

MINIMUM SETBACK OF TREES

Deep Utilities	Poplar		Deciduous			Coniferous		
	Services	Mains Parallel to tree line	Services Medians	Services Blvds	Mains Parallel to tree line	Services Medians	Services Blvds	Mains Parallel to tree line
Sanitary	3.0 m	4.0 m	0 m [b]	2.5 m	3.0 m	0 m [b]	3.0 m	4.0 m
Storm (<4.5 m deep)	3.0 m	4.0 m	0 m [b]	2.5 m	3.0 m	0 m [b]	3.0 m	4.0 m
Water	3.0 m	4.0 m	0 m [b]	2.5 m	3.0 m	0 m [b]	3.0 m	4.0 m
Hydrants	3.0 m	4.0 m	N/A	2.5 m	2.5 m	N/A	3.0 m	4.0 m
Shallow Utilities	**Poplar**		**Deciduous**			**Coniferous**		
	Services	Mains Parallel to tree line	Services		Mains Parallel to tree line	Services		Mains Parallel to tree line
ATCO	2.0 m [a]	2.0 m [a]	2.0 m		2.0 m	2.0 m [a]		2.0 m [a]
TELUS	2.0 m [a]	2.0 m [a]	1.5 m		1.5 m	2.0 m [a]		2.0 m [a]
CTV	2.0 m [a]	2.0 m [a]	1.5 m		1.5 m	2.0 m [a]		2.0 m [a]
ENMAX	2.0 m [a]	2.0 m [a]	1.5 m		1.5 m	2.0 m [a]		2.0 m [a]
Enmax	**Poplar**		**Deciduous**			**Coniferous**		
Overhead (to outside conductor)	9.0 m		7.0 m - 9.0 m			7.0 m - 9.0 m		
Transformers (within Utility Rights of Way)	N/A (Tree planting not permitted within Utility Rights-of-Way)							
Street Light Poles	**Poplar**		**Deciduous**			**Coniferous**		
	5.0 m		4.0 m - 5.0 m			Min. 4.0 m		

SCHEDULE OF QUANTITIES

KEY	DESCRIPTION	QTY
CONTRACTOR TO CONFIRM QUANTITIES AT TIME OF TENDER		
	SOD ON 300mm SETTLED DEPTH TOPSOIL TOPSOIL AS PER CITY OF CALGARY MUNICIPAL STANDARDS	670 m²
	100mm DEPTH WOOD MULCH ON 600mm MIN. DEPTH TOPSOIL (SHRUB & TREE BED AREAS) MULCH & TOPSOIL AS PER CITY OF CALGARY MUNICIPAL STANDARDS	739 m²
1 / L-101	MAINTENANCE STRIP 100mm DEPTH 20-25mm DIA. LIMESTONE C/W H.D. GEOTEXTILE FABRIC. SOURCE TO BE DETERMINED. SUBMIT SAMPLES OF LIMESTONE AND FABRIC FOR APPROVAL PRIOR TO INSTALLATION	450 m²
1 / L-102	CONCRETE WALK DETAIL STANDARD CONCRETE - AMENITY AREAS	98 m²

KEY	DESCRIPTION	QTY
1 / L-103	ALUMINUM EDGER DETAIL 140mm HT. ALUMINUM EDGER. EDGER TO BE "PERMALOC PROLINE" OR APPROVED EQUAL	376 lm
	RETAINING WALL BY OTHERS	
2 / L-103	1.2m HT. CHAIN LINK FENCE FENCING SHALL BE INSTALLED PRIOR TO THE COMMENCEMENT OF ANY DEVELOPMENT ACTIVITY OR STRIPPING AND GRADING OPERATIONS. THIS FENCING IS TO BE INSPECTED AND APPROVED BY THE PARKS DEVELOPMENT INSPECTOR AT 403-804-9397	67 lm

DEVELOPMENT PERMIT DECISION RENDERED ON THIS PLAN



KEY PLAN

SCALE: N.T.S.

GENERAL NOTES

1. ALL DIMENSIONS ARE IN METRES UNLESS NOTED OTHERWISE.
2. ALL LANDSCAPE CONSTRUCTION TO MEET OR EXCEED CITY OF CALGARY STANDARDS.
3. PRIOR TO INSTALLATION, ALL LOCAL NURSERY STOCK MAY BE INSPECTED BY CIVIC REPRESENTATIVES TO ENSURE STOCK AVAILABILITY. LANDSCAPE ARCHITECT TO COORDINATE THIS OPTIONAL INSPECTION WITH THE DIRECTOR OF PROJECT MANAGEMENT
4. PRIOR TO INSTALLATION OF PLANT MATERIALS, THE CONTRACTOR SHALL ENSURE COORDINATION WITH ALBERTA FIRST CALL (1-800-242-3447) AND OTHER UTILITIES AS REQUIRED TO STAKE ALL BELOW GRADE UTILITIES. CONTRACTOR IS RESPONSIBLE FOR ALL DAMAGES TO UTILITIES.
5. PRIOR TO INSTALLATION OF PLANT MATERIALS, THE LANDSCAPE ARCHITECT WILL INSPECT STAKING OF ALL TREE AND SHRUB LOCATIONS HAVING REGARD FOR THE UTILITIES STAKED BY ALBERTA FIRST CALL AND OTHERS AND ALL SETBACKS.
6. ALL EXCAVATIONS ARE TO MAINTAIN THE MINIMUM DEFINED SETBACKS FROM UTILITIES.
7. IF EXCAVATIONS ARE REQUIRED CLOSER THAN 1.0m TO UNDERGROUND POWER, TELEPHONE AND GAS ALIGNMENTS, HAND DIGGING UNDER THE SUPERVISION OF THE AFFECTED UTILITY WILL BE REQUIRED. THE CONTRACTOR IS RESPONSIBLE TO CONTACT THE APPROPRIATE UTILITY TO APPROVE, REVIEW, AND/OR DEFINE SAFE PROCEDURES FOR THESE EXCAVATIONS.
8. CONTRACTOR RESPONSIBLE FOR SOIL TESTS AND AMENDMENTS FOR TOPSOIL FROM STOCKPILE. SOIL TEST RESULTS AND RECOMMENDATIONS TO BE SUBMITTED TO LANDSCAPE ARCHITECT PRIOR TO CONSTRUCTION.
9. ALL PLANT MATERIAL TO BE TRUE TO TYPE, SIZE, QUALITY, AND CONDITION AS SPECIFIED. ALL TREES MUST BE HIGH HEADED WITH FULL AND UNIFORM CROWNS AND SINGLE WELL DEVELOPED LEADERS. TREES WITH BROKEN LEADERS WILL NOT BE ACCEPTED. ALL ELM SPECIES MUST COME FROM A LOCAL DED FREE SOURCE.
10. CONTRACTOR RESPONSIBLE FOR VERIFYING ALL QUANTITIES AND NOTIFYING CONSULTANT OF ANY OMISSIONS.
11. TREE LOCATIONS TO BE ADJUSTED ON SITE WITH REGARD TO MINIMUM TREE SETBACKS FOR ABOVE AND BELOW GROUND UTILITIES AND DRIVEWAYS.
12. ALL ARCHITECTURAL FEATURES TO BE LOCATED ON PRIVATE PROPERTY. ALL FLANKAGE / CORNER CUT FEATURE LOCATIONS TO BE FIELD ADJUSTED WITH RELATION TO STREET FURNITURE AS PER LANDSCAPE ARCHITECT.
13. FENCING CONTRACTOR TO ENSURE THAT POSTING WILL STRADDLE LOT SERVICING.
14. ALL PINE SPECIES MUST COME FROM PITCH MOTH (PETROVA ALBICAPITANA) FREE SOURCE.
15. ALL ELM SPECIES MUST COME FROM A DUTCH ELM DISEASE (DED) FREE SOURCE.
16. THERE SHALL BE NO CONSTRUCTION ACCESS THROUGH THE ADJACENT PARK/MUNICIPAL RESERVE PARCEL. THERE SHALL BE NO DISTURBANCE OR ENCROACHMENT ONTO THE ADJACENT PARK.
17. CONSTRUCTION LAYDOWN MUST BE CONTAINED TO ON SITE WITHIN PROPERTY LINE. ADDITIONALLY, NO LAYDOWN AS A MINIMUM OF 3M FROM BASED OF TREE TRUNKS ALONG THE PUBLIC TREES

SITE AREA COVERAGE

SOFT LANDSCAPE AREAS	
SOD:	670m²
WOOD MULCH:	739m²
HARD LANDSCAPE AREAS	
CONCRETE WALK - SEE ARCH:	1063m²
AMENITY AREA CONCRETE	98m²
LIMESTONE ROCK MULCH	450m²
TOTAL LANDSCAPED AREA:	3020m²

BROWNING DESIGN INC.
Unit #210, 12 St. Joseph Street
St. Albert, Alberta T8N 7L9
T: 780.460.7990

© Copyright

This drawing is and at all times remains the exclusive property of BROWNING DESIGN INC. and shall not be used without their consent. The contractor shall check and verify all dimensions and report all errors and omissions to the consultant. This drawing is not to be scaled and shall not be used for construction purposes until signed.

Revisions

Description	No.	Date	By
Issued for DP Approval	A	2026/02/18	GB
Re-Issued for DP Approval	B	2026/05/29	GB
Re-Issued for DP Approval	C	2026/07/17	SP
Re-Issued for DP Approval	D	2026/07/27	SP
Re-Issued for DP Approval	E	2026/08/11	SP
Re-Issued for DP Approval	F	2026/09/10	SP

Seals & Permits

The Alberta Association of Landscape Architects
Gary E. Browning
09.10.2026

Notes

THE LANDSCAPE CONSULTANT reserves the right to make changes onsite in order to improve the landscape design, or aesthetics at any time during the construction operation, as long as that construction operation is still in progress, at no cost to the OWNER, the LANDSCAPE CONSULTANT or any other professional associated with the project. Refer to specification for further clarification.

Client

CANTIRO COMMUNITIES

Project Title

Livingston Townhomes

Drawing Title

Overall Landscape Plan

Project No:	25-34
Date:	2026-02-18
Designed By:	DB
Drawn By:	GB / SP
Checked By:	BG
Scale:	AS SHOWN
Sheet:	Issue/Revison
L-100	F



1 DP300 BLOCK 01 - EAST ELEVATION
1/8" = 1'-0"



2 DP300 BLOCK 01 - NORTH ELEVATION
1/8" = 1'-0"



3 DP300 BLOCK 01 - WEST ELEVATION
1/8" = 1'-0"



4 DP300 BLOCK 01 - SOUTH ELEVATION
1/8" = 1'-0"

MATERIAL LEGEND

E1 — **FIBRE CEMENT BOARD SIDING**
BASIS OF DESIGN: JAMES HARDIE PANEL
COLOUR: COBBLESTONE
PROFILE + FINISH: 5" HORIZONTAL (CEDARMILL)
TRIMS: JAMES HARDIE, COLOUR MATCH TO PANEL
FLASHING: TO MATCH PANEL, CONFIRM w/ ARCHITECT

E2 — **THIN BRICK**
BASIS OF DESIGN: ENDICOTT, C/W SOLDIER COURSE AT TOP
COLOUR: GRAY SANDS
FLASHING: TO MATCH BRICK, CONFIRM w/ ARCHTECT

E3 — **FIBRE CEMENT BOARD SIDING**
BASIS OF DESIGN: JAMES HARDIE
COLOUR: IRON GRAY
PROFILE + FINISH: 5" HORIZONTAL (CEDARMILL)
TRIMS: JAMES HARDIE, COLOUR MATCH TO SIDING
FLASHING: TO MATCH PANEL, CONFIRM w/ ARCHTECT

E4 — **FIBRE CEMENT BOARD SIDING**
BASIS OF DESIGN: JAMES HARDIE
COLOUR: BOOTHBAY BLUE
PROFILE + FINISH: 5" HORIZONTAL (CEDARMILL)
TRIMS: JAMES HARDIE, COLOUR MATCH TO SIDING
FLASHING: TO MATCH PANEL, CONFIRM w/ ARCHTECT

E5 — **ALUMINUM PRIVACY SCREEN**
BASIS OF DESIGN: HIDEAWAY
COLOUR: BLACK
PROFILE + FINISH: HORIZONTAL PLANK

E6 — **FIBRE CEMENT PANEL**
BASIS OF DESIGN: HARDIE PANEL c/w EXPOSED FASTENERS (MATCHED)
COLOUR: IRON GRAY
PROFILE + FINISH: SMOOTH, 2' x 4" PANELS, STACKED BOND
TRIMS: EZTRIM, COLOUR TO MATCH PANEL
FLASHING: TO MATCH PANEL, CONFIRM w/ ARCHTECT
INDICATES PANEL JOINT LOCATION

E7 — **COMPOSITE WOODGRAIN PANEL**
BASIS OF DESIGN: CHAMCLAD
COLOUR: SUNBLEACHED OAK
PROFILE + FINISH: 12" SHADOWLINE PANEL w/ 2" REVEAL
TRIMS: CHAMCLAD, COLOUR TO MATCH PANEL
FLASHING: TO MATCH PANEL, CONFIRM w/ ARCHTECT

E8 — **CONCRETE MICRO-CEMENT TOPPING**
BASIS OF DESIGN: STYLE TO BE CONFIRMED W/ ARCHITECT

E9 — **OVERHEAD (GARAGE) DOOR & METER ROOM - EXTERIOR PAINT**
BASIS OF DESIGN: STYLE TO BE CONFIRMED W/ ARCHITECT; PAINT TO MATCH JAMES HARDIE IRON GRAY

E10 — **TRIM, BALCONY COLUMNS, RAILINGS & FASCIA**
BASIS OF DESIGN: MONARCH, ROYAL
COLOUR: BLACK

E11 — **ROOF FASCIA, SOFFIT & RAINWARE**
BASIS OF DESIGN: MONARCH, ROYAL
COLOUR: BLACK

E12 — **ASPHALT SHINGLES**
BASIS OF DESIGN: IKO SHINGLES
COLOUR: HARVARD SLATE

E13 — **ENTRY DOOR - EXTERIOR PAINT**
BASIS OF DESIGN: CLOVERDALE PAINT "SEASON FINALE C0267"
BASIS OF DESIGN: CLOVERDALE PAINTED TO MATCH JAMES HARDIE IRON GRAY

NOTE: DOOR COLOR TO MATCH SURROUNDING MATERIAL. PAINTED "SEASON FINALE" WHEN ADJACENT TO BRICK. PAINTED COLOR MATCH TO IRON GRAY WHEN ADJACENT TO IRON GRAY MATERIALS

REISSUED FOR DEVELOPMENT PERMIT

ROOTSTOCK ARCHITECTURE
SUITE 103, 10310 - 124 STREET
EDMONTON, ALBERTA
T5N 1R2 CANADA
T: (780) 862-2777
E: HELLO@ROOTSTOCK.CA

ISSUE/REVISION SCHEDULE

	DATE	DESCRIPTION	ISSUED BY
1	2026.09.14	REISSUED FOR DEVELOPMENT PERMIT	RSA

THESE DRAWINGS AND DESIGN ARE THE EXCLUSIVE PROPERTY OF ROOTSTOCK ARCHITECTURE INC. AND SHALL NOT BE USED, REPRODUCED, OR REVISED WITHOUT WRITTEN PERMISSION OF THE ARCHITECT. IN WHICH CASE THE REPRODUCTION MUST BEAR THE NAME OF ROOTSTOCK ARCHITECTURE INC.
THE CONTRACTOR SHALL CHECK AND VERIFY ALL DIMENSIONS, DATUMS AND LEVELS PRIOR TO THE COMMENCEMENT OF WORK AND REPORT ALL DISCREPENCIES AND OMISSIONS TO THE ARCHITECT PRIOR TO COMMENCING WORK.
DO NOT SCALE THESE DRAWINGS.

ARCHITECT SEAL:

DEVELOPMENT PERMIT DECISION RENDERED ON THIS PLAN

BLOCK KEY PLAN:



REFER TO SITE PLAN & FLOOR PLANS FOR CONSTRUCTION NORTH ORIENTATION OF EACH BLOCK

KEYPLAN
TRUE NORTH

CLIENT:

CANTIRO
Amazing Lives Happen Here

CANTIRO LIVINGSTON

PROJECT:
48 HERRON RI NE, Lot 28, Block 57, Plan 2410328

SHEET TITLE:
BLDG 01 - PROPOSED ELEVATIONS

SCALE: 1/8" = 1'-0"
DRAWN BY: CHBUD CHECKED BY: ERK
PROJECT No.: 2520

DWG. No.: DP300

INTENDED TO BE PRINTED ON ARCH D (24x36)



1 DP301 BLOCK 02 - NORTH WEST ELEVATION
1/8" = 1'-0"



2 DP301 BLOCK 02 - SOUTH WEST ELEVATION
1/8" = 1'-0"



3 DP301 BLDG 02 -SOUTH EAST ELEVATION
1/8" = 1'-0"



4 DP301 BLOCK 02 - NORTH EAST ELEVATION
1/8" = 1'-0"

MATERIAL LEGEND

E1 — **FIBRE CEMENT BOARD SIDING**
BASIS OF DESIGN: JAMES HARDIE PANEL
COLOUR: COBBLESTONE
PROFILE + FINISH: 5" HORIZONTAL (CEDARMILL)
TRIMS: JAMES HARDIE, COLOUR MATCH TO PANEL
FLASHING: TO MATCH PANEL, CONFIRM w/ ARCHITECT

E2 — **THIN BRICK**
BASIS OF DESIGN: ENDICOTT
COLOUR: GRAY SANDS
FLASHING: TO MATCH BRICK, CONFIRM w/ ARCHITECT

E3 — **FIBRE CEMENT BOARD SIDING**
BASIS OF DESIGN: JAMES HARDIE
COLOUR: IRON GRAY
PROFILE + FINISH: 5" HORIZONTAL (CEDARMILL)
TRIMS: JAMES HARDIE, COLOUR MATCH TO SIDING
FLASHING: TO MATCH PANEL, CONFIRM w/ ARCHITECT

E4 — **FIBRE CEMENT BOARD SIDING**
BASIS OF DESIGN: JAMES HARDIE
COLOUR: MOUNTAIN SAGE
PROFILE + FINISH: 5" HORIZONTAL (CEDARMILL)
TRIMS: JAMES HARDIE, COLOUR MATCH TO SIDING
FLASHING: TO MATCH PANEL, CONFIRM w/ ARCHITECT

E5 — **ALUMINUM PRIVACY SCREEN**
BASIS OF DESIGN: HIDEAWAY
COLOUR: BLACK
PROFILE + FINISH: HORIZONTAL PLANK

E6 — **FIBRE CEMENT PANEL**
BASIS OF DESIGN: HARDIE PANEL c/w EXPOSED FASTENERS (MATCHED)
COLOUR: IRON GRAY
PROFILE + FINISH: SMOOTH, 2' x 4" PANELS, STACKED BOND
TRIMS: EZTRIM, COLOUR TO MATCH PANEL
FLASHING: TO MATCH PANEL, CONFIRM w/ ARCHITECT
INDICATES PANEL JOINT LOCATION

E7 — **COMPOSITE WOODGRAIN PANEL**
BASIS OF DESIGN: CHAMCLAD
COLOUR: SUNBLEACHED OAK
PROFILE + FINISH: 12" SHADOWLINE PANEL w/ 2" REVEAL
TRIMS: CHAMCLAD, COLOUR TO MATCH PANEL
FLASHING: TO MATCH PANEL, CONFIRM w/ ARCHITECT

E8 — **CONCRETE MICRO-CEMENT TOPPING**
BASIS OF DESIGN: STYLE TO BE CONFIRMED W/ ARCHITECT

E9 — **OVERHEAD (GARAGE) DOOR & METER ROOM - EXTERIOR PAINT**
BASIS OF DESIGN: STYLE TO BE CONFIRMED W/ ARCHITECT, PAINT TO MATCH JAMES HARDIE IRON GRAY

E10 — **TRIM, BALCONY COLUMNS, RAILINGS & FASCIA**
BASIS OF DESIGN: MONARCH, ROYAL
COLOUR: BLACK

E11 — **ROOF FASCIA, SOFFIT & RAINWARE**
BASIS OF DESIGN: MONARCH, ROYAL
COLOUR: BLACK

E12 — **ASPHALT SHINGLES**
BASIS OF DESIGN: IKO SHINGLES
COLOUR: HARVARD SLATE

E13 — **ENTRY DOOR - EXTERIOR PAINT**
BASIS OF DESIGN: CLOVERDALE PAINT "SEASON FINALE C0267"
BASIS OF DESIGN: CLOVERDALE PAINTED TO MATCH JAMES HARDIE IRON GRAY
NOTE: DOOR COLOR TO MATCH SURROUNDING MATERIAL. PAINTED "SEASON FINALE" WHEN ADJACENT TO BRICK. PAINTED COLOR MATCH TO IRON GRAY WHEN ADJACENT TO IRON GRAY MATERIALS

REISSUED FOR DEVELOPMENT PERMIT

ROOTSTOCK ARCHITECTURE
SUITE 103, 10310 - 124 STREET
EDMONTON, ALBERTA
T5N 1R2 CANADA
T: (780) 862-2777
E: HELLO@ROOTSTOCK.CA

ISSUE/REVISION SCHEDULE

DATE	DESCRIPTION	ISSUED BY
1 2026.09.14	REISSUED FOR DEVELOPMENT PERMIT	RSA

THESE DRAWINGS AND DESIGN ARE THE EXCLUSIVE PROPERTY OF ROOTSTOCK ARCHITECTURE INC. AND SHALL NOT BE USED, REPRODUCED, OR REVISED WITHOUT WRITTEN PERMISSION OF THE ARCHITECT. IN WHICH CASE THE REPRODUCTION MUST BEAR THE NAME OF ROOTSTOCK ARCHITECTURE INC.
THE CONTRACTOR SHALL CHECK AND VERIFY ALL DIMENSIONS, DATUMS AND LEVELS PRIOR TO THE COMMENCEMENT OF WORK AND REPORT ALL DISCREPENCIES AND OMISSIONS TO THE ARCHITECT PRIOR TO COMMENCING WORK.
DO NOT SCALE THESE DRAWINGS.

ARCHITECT SEAL:

DEVELOPMENT PERMIT DECISION RENDERED ON THIS PLAN

BLOCK KEY PLAN:



REFER TO SITE PLAN & FLOOR PLANS FOR CONSTRUCTION NORTH ORIENTATION OF EACH BLOCK

KEYPLAN
TRUE NORTH

CLIENT:

CANTIRO
Amazing Lives Happen Here

PROJECT:
48 HERRON RI NE, Lot 28, Block 57, Plan 2410328

CANTIRO LIVINGSTON

SHEET TITLE:
BLDG 02 - PROPOSED ELEVATIONS

SCALE: 1/8" = 1'-0"
DRAWN BY: CHBUD CHECKED BY: ERK
PROJECT No.: 2520

DWG. No.: DP301

INTENDED TO BE PRINTED ON ARCH D (24x36)



1 DP302 BLOCK 03 - EAST ELEVATION
1/8" = 1'-0"



3 DP302 BLDG 03 - SOUTH ELEVATION
1/8" = 1'-0"

2 DP302 BLDG 03 - WEST ELEVATION
1/8" = 1'-0"



4 DP302 BLDG 03 - NORTH ELEVATION
1/8" = 1'-0"

MATERIAL LEGEND

E1 — **FIBRE CEMENT BOARD SIDING**
BASIS OF DESIGN: JAMES HARDIE PANEL
COLOUR: COBBLESTONE
PROFILE + FINISH: 5" HORIZONTAL (CEDARMILL)
TRIMS: JAMES HARDIE, COLOUR MATCH TO PANEL
FLASHING: TO MATCH PANEL, CONFIRM w/ ARCHITECT

E2 — **THIN BRICK**
BASIS OF DESIGN: ENDICOTT
COLOUR: GRAY SANDS
FLASHING: TO MATCH BRICK, CONFIRM w/ ARCHTECT

E3 — **FIBRE CEMENT BOARD SIDING**
BASIS OF DESIGN: JAMES HARDIE
COLOUR: IRON GRAY
PROFILE + FINISH: 5" HORIZONTAL (CEDARMILL)
TRIMS: JAMES HARDIE, COLOUR MATCH TO SIDING
FLASHING: TO MATCH PANEL, CONFIRM w/ ARCHITECT

E4 — **FIBRE CEMENT BOARD SIDING**
BASIS OF DESIGN: JAMES HARDIE
COLOUR: MOUNTAIN SAGE
PROFILE + FINISH: 5" HORIZONTAL (CEDARMILL)
TRIMS: JAMES HARDIE, COLOUR MATCH TO SIDING
FLASHING: TO MATCH PANEL, CONFIRM w/ ARCHITECT

E5 — **ALUMINUM PRIVACY SCREEN**
BASIS OF DESIGN: HIDEAWAY
COLOUR: BLACK
PROFILE + FINISH: HORIZONTAL PLANK

E6 — **FIBRE CEMENT PANEL**
BASIS OF DESIGN: HARDIE PANEL c/w EXPOSED FASTENERS (MATCHED)
COLOUR: IRON GRAY
PROFILE + FINISH: SMOOTH, 2' x 4' PANELS, STACKED BOND
TRIMS: EZTRIM, COLOUR TO MATCH PANEL
FLASHING: TO MATCH PANEL, CONFIRM w/ ARCHITECT
INDICATES PANEL JOINT LOCATION

E7 — **COMPOSITE WOODGRAIN PANEL**
BASIS OF DESIGN: CHAMCLAD
COLOUR: SUNBLEACHED OAK
PROFILE + FINISH: 12" SHADOWLINE PANEL w/ 2" REVEAL
TRIMS: CHAMCLAD, COLOUR TO MATCH PANEL
FLASHING: TO MATCH PANEL, CONFIRM w/ ARCHITECT

E8 — **CONCRETE MICRO-CEMENT TOPPING**
BASIS OF DESIGN: STYLE TO BE CONFIRMED W/ ARCHITECT

E9 — **OVERHEAD (GARAGE) DOOR & METER ROOM - EXTERIOR PAINT**
BASIS OF DESIGN: STYLE TO BE CONFIRMED W/ ARCHITECT, PAINT TO MATCH JAMES HARDIE IRON GRAY

E10 — **TRIM, BALCONY COLUMNS, RAILINGS & FASCIA**
BASIS OF DESIGN: MONARCH, ROYAL
COLOUR: BLACK

E11 — **ROOF FASCIA, SOFFIT & RAINWARE**
BASIS OF DESIGN: MONARCH, ROYAL
COLOUR: BLACK

E12 — **ASPHALT SHINGLES**
BASIS OF DESIGN: IKO SHINGLES
COLOUR: HARVARD SLATE

E13 — **ENTRY DOOR - EXTERIOR PAINT**
BASIS OF DESIGN: CLOVERDALE PAINT "SEASON FINALE C0267"
BASIS OF DESIGN: CLOVERDALE PAINTED TO MATCH JAMES HARDIE IRON GRAY

NOTE: DOOR COLOR TO MATCH SURROUNDING MATERIAL. PAINTED "SEASON FINALE" WHEN ADJACENT TO BRICK, PAINTED COLOR MATCH TO IRON GRAY WHEN ADJACENT TO IRON GRAY MATERIALS

REISSUED FOR DEVELOPMENT PERMIT

ROOTSTOCK ARCHITECTURE
SUITE 103, 10310 - 124 STREET
EDMONTON, ALBERTA
T5N 1R2 CANADA
T: (780) 862-2777
E: HELLO@ROOTSTOCK.CA

ISSUE/REVISION SCHEDULE

DATE	DESCRIPTION	ISSUED BY
1 2026.09.14	REISSUED FOR DEVELOPMENT PERMIT	RSA

THESE DRAWINGS AND DESIGN ARE THE EXCLUSIVE PROPERTY OF ROOTSTOCK ARCHITECTURE INC. AND SHALL NOT BE USED, REPRODUCED, OR REVISED WITHOUT WRITTEN PERMISSION OF THE ARCHITECT. IN WHICH CASE THE REPRODUCTION MUST BEAR THE NAME OF ROOTSTOCK ARCHITECTURE INC.
THE CONTRACTOR SHALL CHECK AND VERIFY ALL DIMENSIONS, DATUMS AND LEVELS PRIOR TO THE COMMENCEMENT OF WORK AND REPORT ALL DISCREPENCIES AND OMISSIONS TO THE ARCHITECT PRIOR TO COMMENCING WORK.
DO NOT SCALE THESE DRAWINGS.

ARCHITECT SEAL:

DEVELOPMENT PERMIT DECISION RENDERED ON THIS PLAN

BLOCK KEY PLAN:



REFER TO SITE PLAN & FLOOR PLANS FOR CONSTRUCTION NORTH ORIENTATION OF EACH BLOCK

KEYPLAN
TRUE NORTH

CLIENT:

CANTIRO
Amazing Lives Happen Here

PROJECT:
48 HERRON RI NE, Lot 28, Block 57, Plan 2410328

CANTIRO LIVINGSTON

SHEET TITLE:
BLDG 03 - PROPOSED ELEVATIONS

SCALE: 1/8" = 1'-0"
DRAWN BY: CHB/JD CHECKED BY: ERK
PROJECT No.: 2520

DWG. No.: **DP302**

INTENDED TO BE PRINTED ON ARCH D (24x36)



1 DP303 BLDG 04 -SOUTH EAST ELEVATION
1/8" = 1'-0"



2 DP303 BLDG 04 - SOUTH WEST ELEVATION
1/8" = 1'-0"



3 DP303 BLDG 04 - NORTH WEST ELEVATION
1/8" = 1'-0"

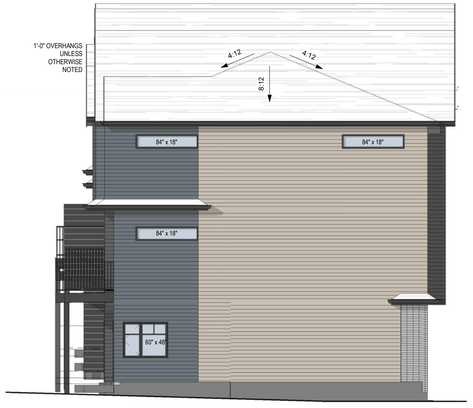

4 DP303 BLDG 04 -NORTH EAST ELEVATION
1/8" = 1'-0"

MATERIAL LEGEND

E1 — **FIBRE CEMENT BOARD SIDING**
BASIS OF DESIGN: JAMES HARDIE PANEL
COLOUR: COBBLESTONE
PROFILE + FINISH: 5" HORIZONTAL (CEDARMILL)
TRIMS: JAMES HARDIE, COLOUR MATCH TO PANEL
FLASHING: TO MATCH PANEL, CONFIRM w/ ARCHITECT

E2 — **THIN BRICK**
BASIS OF DESIGN: ENDICOTT, C/W SOLDIER COURSE AT TOP
COLOUR: GRAY SANDS
FLASHING: TO MATCH BRICK, CONFIRM w/ ARCHITECT

E3 — **FIBRE CEMENT BOARD SIDING**
BASIS OF DESIGN: JAMES HARDIE
COLOUR: IRON GRAY
PROFILE + FINISH: 5" HORIZONTAL (CEDARMILL)
TRIMS: JAMES HARDIE, COLOUR MATCH TO SIDING
FLASHING: TO MATCH PANEL, CONFIRM w/ ARCHITECT

E4 — **FIBRE CEMENT BOARD SIDING**
BASIS OF DESIGN: JAMES HARDIE
COLOUR: BOOTHBAY BLUE
PROFILE + FINISH: 5" HORIZONTAL (CEDARMILL)
TRIMS: JAMES HARDIE, COLOUR MATCH TO SIDING
FLASHING: TO MATCH PANEL, CONFIRM w/ ARCHITECT

E5 — **ALUMINUM PRIVACY SCREEN**
BASIS OF DESIGN: HIDEAWAY
COLOUR: BLACK
PROFILE + FINISH: HORIZONTAL PLANK

E6 — **FIBRE CEMENT PANEL**
BASIS OF DESIGN: HARDIE PANEL c/w EXPOSED FASTENERS (MATCHED)
COLOUR: IRON GRAY
PROFILE + FINISH: SMOOTH, 2' x 4" PANELS, STACKED BOND
TRIMS: EZTRIM, COLOUR TO MATCH PANEL
FLASHING: TO MATCH PANEL, CONFIRM w/ ARCHITECT
INDICATES PANEL JOINT LOCATION

E7 — **COMPOSITE WOODGRAIN PANEL**
BASIS OF DESIGN: CHAMCLAD
COLOUR: SUNBLEACHED OAK
PROFILE + FINISH: 12" SHADOWLINE PANEL w/ 2" REVEAL
TRIMS: CHAMCLAD, COLOUR TO MATCH PANEL
FLASHING: TO MATCH PANEL, CONFIRM w/ ARCHITECT

E8 — **CONCRETE MICRO-CEMENT TOPPING**
BASIS OF DESIGN: STYLE TO BE CONFIRMED W/ ARCHITECT

E9 — **OVERHEAD (GARAGE) DOOR & METER ROOM - EXTERIOR PAINT**
BASIS OF DESIGN: STYLE TO BE CONFIRMED W/ ARCHITECT, PAINT TO MATCH JAMES HARDIE IRON GRAY

E10 — **TRIM, BALCONY COLUMNS, RAILINGS & FASCIA**
BASIS OF DESIGN: MONARCH, ROYAL
COLOUR: BLACK

E11 — **ROOF FASCIA, SOFFIT & RAINWARE**
BASIS OF DESIGN: MONARCH, ROYAL
COLOUR: BLACK

E12 — **ASPHALT SHINGLES**
BASIS OF DESIGN: IKO SHINGLES
COLOUR: HARVARD SLATE

E13 — **ENTRY DOOR - EXTERIOR PAINT**
BASIS OF DESIGN: CLOVERDALE PAINT "SEASON FINALE C0267"
BASIS OF DESIGN: CLOVERDALE PAINTED TO MATCH JAMES HARDIE IRON GRAY

NOTE: DOOR COLOR TO MATCH SURROUNDING MATERIAL. PAINTED "SEASON FINALE" WHEN ADJACENT TO BRICK. PAINTED COLOR MATCH TO IRON GRAY WHEN ADJACENT TO IRON GRAY MATERIALS

REISSUED FOR DEVELOPMENT PERMIT

ROOTSTOCK ARCHITECTURE
SUITE 103, 10310 - 124 STREET
EDMONTON, ALBERTA
T5N 1R2 CANADA
T: (780) 862-2777
E: HELLO@ROOTSTOCK.CA

ISSUE/REVISION SCHEDULE

	DATE	DESCRIPTION	ISSUED BY
1	2026.09.14	REISSUED FOR DEVELOPMENT PERMIT	RSA

THESE DRAWINGS AND DESIGN ARE THE EXCLUSIVE PROPERTY OF ROOTSTOCK ARCHITECTURE INC. AND SHALL NOT BE USED, REPRODUCED, OR REVISED WITHOUT WRITTEN PERMISSION OF THE ARCHITECT. IN WHICH CASE THE REPRODUCTION MUST BEAR THE NAME OF ROOTSTOCK ARCHITECTURE INC.
THE CONTRACTOR SHALL CHECK AND VERIFY ALL DIMENSIONS, DATUMS AND LEVELS PRIOR TO THE COMMENCEMENT OF WORK AND REPORT ALL DISCREPENCIES AND OMISSIONS TO THE ARCHITECT PRIOR TO COMMENCING WORK.
DO NOT SCALE THESE DRAWINGS.

ARCHITECT SEAL:

DEVELOPMENT PERMIT DECISION RENDERED ON THIS PLAN

BLOCK KEY PLAN:



REFER TO SITE PLAN & FLOOR PLANS FOR CONSTRUCTION NORTH ORIENTATION OF EACH BLOCK

KEYPLAN
TRUE NORTH

CLIENT:

CANTIRO
Amazing Lives Happen Here

CANTIRO LIVINGSTON

PROJECT:
48 HERRON RI NE, Lot 28, Block 57, Plan 2410328

SHEET TITLE:
BLDG 04 - PROPOSED ELEVATIONS

SCALE: 1/8" = 1'-0"
DRAWN BY: CHB/JD CHECKED BY: ERK
PROJECT No.: 2520

DWG. No.: **DP303**

INTENDED TO BE PRINTED ON ARCH D (24x36)



1 DP304 BLOCK 05 - NORTH WEST ELEVATION
1/8" = 1'-0"

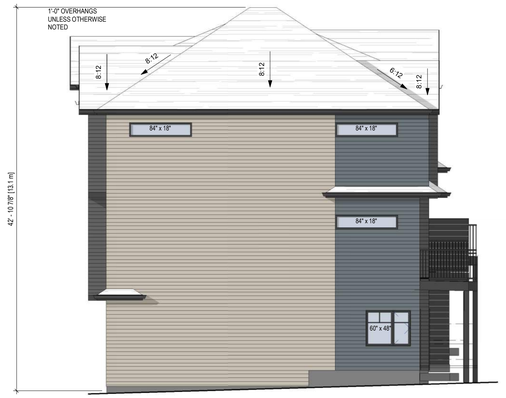

2 DP304 BLOCK 05 - NORTH EAST ELEVATION
1/8" = 1'-0"



3 DP304 BLOCK 05 - SOUTH EAST ELEVATION
1/8" = 1'-0"



4 DP304 BLOCK 05 - SOUTH WEST ELEVATION
1/8" = 1'-0"

MATERIAL LEGEND

E1 — **FIBRE CEMENT BOARD SIDING**
BASIS OF DESIGN: JAMES HARDIE PANEL
COLOUR: COBBLESTONE
PROFILE + FINISH: 5" HORIZONTAL (CEDARMILL)
TRIMS: JAMES HARDIE, COLOUR MATCH TO PANEL
FLASHING: TO MATCH PANEL, CONFIRM w/ ARCHITECT

E2 — **THIN BRICK**
BASIS OF DESIGN: ENDICOTT, C/W SOLDIER COURSE AT TOP
COLOUR: GRAY SANDS
FLASHING: TO MATCH BRICK, CONFIRM w/ ARCHITECT

E3 — **FIBRE CEMENT BOARD SIDING**
BASIS OF DESIGN: JAMES HARDIE
COLOUR: IRON GRAY
PROFILE + FINISH: 5" HORIZONTAL (CEDARMILL)
TRIMS: JAMES HARDIE, COLOUR MATCH TO SIDING
FLASHING: TO MATCH PANEL, CONFIRM w/ ARCHITECT

E4 — **FIBRE CEMENT BOARD SIDING**
BASIS OF DESIGN: JAMES HARDIE
COLOUR: BOOTHBAY BLUE
PROFILE + FINISH: 5" HORIZONTAL (CEDARMILL)
TRIMS: JAMES HARDIE, COLOUR MATCH TO SIDING
FLASHING: TO MATCH PANEL, CONFIRM w/ ARCHITECT

E5 — **ALUMINUM PRIVACY SCREEN**
BASIS OF DESIGN: HIDEAWAY
COLOUR: BLACK
PROFILE + FINISH: HORIZONTAL PLANK

E6 — **FIBRE CEMENT PANEL**
BASIS OF DESIGN: HARDIE PANEL c/w EXPOSED FASTENERS (MATCHED)
COLOUR: IRON GRAY
PROFILE + FINISH: SMOOTH, 2' x 4' PANELS, STACKED BOND
TRIMS: EZTRIM, COLOUR TO MATCH PANEL
FLASHING: TO MATCH PANEL, CONFIRM w/ ARCHITECT
INDICATES PANEL JOINT LOCATION

E7 — **COMPOSITE WOODGRAIN PANEL**
BASIS OF DESIGN: CHAMCLAD
COLOUR: SUNBLEACHED OAK
PROFILE + FINISH: 12" SHADOWLINE PANEL w/ 2" REVEAL
TRIMS: CHAMCLAD, COLOUR TO MATCH PANEL
FLASHING: TO MATCH PANEL, CONFIRM w/ ARCHITECT

E8 — **CONCRETE MICRO-CEMENT TOPPING**
BASIS OF DESIGN: STYLE TO BE CONFIRMED W/ ARCHITECT

E9 — **OVERHEAD (GARAGE) DOOR & METER ROOM - EXTERIOR PAINT**
BASIS OF DESIGN: STYLE TO BE CONFIRMED W/ ARCHITECT; PAINT TO MATCH JAMES HARDIE IRON GRAY

E10 — **TRIM, BALCONY COLUMNS, RAILINGS & FASCIA**
BASIS OF DESIGN: MONARCH, ROYAL
COLOUR: BLACK

E11 — **ROOF FASCIA, SOFFIT & RAINWARE**
BASIS OF DESIGN: MONARCH, ROYAL
COLOUR: BLACK

E12 — **ASPHALT SHINGLES**
BASIS OF DESIGN: IKO SHINGLES
COLOUR: HARVARD SLATE

E13 — **ENTRY DOOR - EXTERIOR PAINT**
BASIS OF DESIGN: CLOVERDALE PAINT "SEASON FINALE C0267"
BASIS OF DESIGN: CLOVERDALE PAINTED TO MATCH JAMES HARDIE IRON GRAY

NOTE: DOOR COLOR TO MATCH SURROUNDING MATERIAL. PAINTED "SEASON FINALE" WHEN ADJACENT TO BRICK. PAINTED COLOR MATCH TO IRON GRAY WHEN ADJACENT TO IRON GRAY MATERIALS

REISSUED FOR DEVELOPMENT PERMIT

ROOTSTOCK ARCHITECTURE
SUITE 103, 10310 - 124 STREET
EDMONTON, ALBERTA
T5N 1R2 CANADA
T: (780) 862-2777
E: HELLO@ROOTSTOCK.CA

ISSUE/REVISION SCHEDULE

	DATE	DESCRIPTION	ISSUED BY
1	2026.09.14	REISSUED FOR DEVELOPMENT PERMIT	RSA

THESE DRAWINGS AND DESIGN ARE THE EXCLUSIVE PROPERTY OF ROOTSTOCK ARCHITECTURE INC. AND SHALL NOT BE USED, REPRODUCED, OR REVISED WITHOUT WRITTEN PERMISSION OF THE ARCHITECT. IN WHICH CASE THE REPRODUCTION MUST BEAR THE NAME OF ROOTSTOCK ARCHITECTURE INC.
THE CONTRACTOR SHALL CHECK AND VERIFY ALL DIMENSIONS, DATUMS AND LEVELS PRIOR TO THE COMMENCEMENT OF WORK AND REPORT ALL DISCREPENCIES AND OMISSIONS TO THE ARCHITECT PRIOR TO COMMENCING WORK.
DO NOT SCALE THESE DRAWINGS.

ARCHITECT SEAL:

DEVELOPMENT PERMIT DECISION RENDERED ON THIS PLAN

BLOCK KEY PLAN:



REFER TO SITE PLAN & FLOOR PLANS FOR CONSTRUCTION NORTH ORIENTATION OF EACH BLOCK

KEYPLAN
TRUE NORTH

CLIENT:

CANTIRO
Amazing Lives Happen Here

CANTIRO LIVINGSTON

PROJECT:
48 HERRON RI NE, Lot 28, Block 57, Plan 2410328

SHEET TITLE:
BLDG 05 - PROPOSED ELEVATIONS

SCALE: 1/8" = 1'-0"
DRAWN BY: CHBUD CHECKED BY: ERK
PROJECT No.: 2520

DWG. No.: **DP304**

INTENDED TO BE PRINTED ON ARCH D (24x36)



1 DP305 BLDG 06 - WEST ELEVATION
1/8" = 1'-0"



2 DP305 BLDG 06 - NORTH ELEVATION
1/8" = 1'-0"



3 DP305 BLDG 06 - EAST ELEVATION
1/8" = 1'-0"



4 DP305 BLDG 06 - SOUTH ELEVATION
1/8" = 1'-0"

MATERIAL LEGEND

E1 **FIBRE CEMENT BOARD SIDING**
BASIS OF DESIGN: JAMES HARDIE PANEL
COLOUR: COBBLESTONE
PROFILE + FINISH: 5" HORIZONTAL (CEDARMILL)
TRIMS: JAMES HARDIE, COLOUR MATCH TO PANEL
FLASHING: TO MATCH PANEL, CONFIRM w/ ARCHITECT

E2 **THIN BRICK**
BASIS OF DESIGN: ENDICOTT
COLOUR: GRAY SANDS
FLASHING: TO MATCH BRICK, CONFIRM w/ ARCHITECT

E3 **FIBRE CEMENT BOARD SIDING**
BASIS OF DESIGN: JAMES HARDIE
COLOUR: IRON GRAY
PROFILE + FINISH: 5" HORIZONTAL (CEDARMILL)
TRIMS: JAMES HARDIE, COLOUR MATCH TO SIDING
FLASHING: TO MATCH PANEL, CONFIRM w/ ARCHITECT

E4 **FIBRE CEMENT BOARD SIDING**
BASIS OF DESIGN: JAMES HARDIE
COLOUR: MOUNTAIN SAGE
PROFILE + FINISH: 5" HORIZONTAL (CEDARMILL)
TRIMS: JAMES HARDIE, COLOUR MATCH TO SIDING
FLASHING: TO MATCH PANEL, CONFIRM w/ ARCHITECT

E5 **ALUMINUM PRIVACY SCREEN**
BASIS OF DESIGN: HIDEAWAY
COLOUR: BLACK
PROFILE + FINISH: HORIZONTAL PLANK

E6 **FIBRE CEMENT PANEL**
BASIS OF DESIGN: HARDIE PANEL c/w EXPOSED FASTENERS (MATCHED)
COLOUR: IRON GRAY
PROFILE + FINISH: SMOOTH, 2' x 4" PANELS, STACKED BOND
TRIMS: EZTRIM, COLOUR TO MATCH PANEL
FLASHING: TO MATCH PANEL, CONFIRM w/ ARCHITECT
INDICATES PANEL JOINT LOCATION

E7 **COMPOSITE WOODGRAIN PANEL**
BASIS OF DESIGN: CHAMCLAD
COLOUR: SUNBLEACHED OAK
PROFILE + FINISH: 12" SHADOWLINE PANEL w/ 2" REVEAL
TRIMS: CHAMCLAD, COLOUR TO MATCH PANEL
FLASHING: TO MATCH PANEL, CONFIRM w/ ARCHITECT

E8 **CONCRETE MICRO-CEMENT TOPPING**
BASIS OF DESIGN: STYLE TO BE CONFIRMED W/ ARCHITECT

E9 **OVERHEAD (GARAGE) DOOR & METER ROOM - EXTERIOR PAINT**
BASIS OF DESIGN: STYLE TO BE CONFIRMED W/ ARCHITECT, PAINT TO MATCH JAMES HARDIE IRON GRAY

E10 **TRIM, BALCONY COLUMNS, RAILINGS & FASCIA**
BASIS OF DESIGN: MONARCH, ROYAL
COLOUR: BLACK

E11 **ROOF FASCIA, SOFFIT & RAINWARE**
BASIS OF DESIGN: MONARCH, ROYAL
COLOUR: BLACK

E12 **ASPHALT SHINGLES**
BASIS OF DESIGN: IKO SHINGLES
COLOUR: HARVARD SLATE

E13 **ENTRY DOOR - EXTERIOR PAINT**
BASIS OF DESIGN: CLOVERDALE PAINT "SEASON FINALE C0267"
BASIS OF DESIGN: CLOVERDALE PAINTED TO MATCH JAMES HARDIE IRON GRAY

NOTE: DOOR COLOR TO MATCH SURROUNDING MATERIAL. PAINTED "SEASON FINALE" WHEN ADJACENT TO BRICK. PAINTED COLOR MATCH TO IRON GRAY WHEN ADJACENT TO IRON GRAY MATERIALS

REISSUED FOR DEVELOPMENT PERMIT

ROOTSTOCK ARCHITECTURE
SUITE 103, 10310 - 124 STREET
EDMONTON, ALBERTA
T5N 1R2 CANADA
T: (780) 862-2777
E: HELLO@ROOTSTOCK.CA

ISSUE/REVISION SCHEDULE

DATE	DESCRIPTION	ISSUED BY
1 2026.09.14	REISSUED FOR DEVELOPMENT PERMIT	RSA

THESE DRAWINGS AND DESIGN ARE THE EXCLUSIVE PROPERTY OF ROOTSTOCK ARCHITECTURE INC. AND SHALL NOT BE USED, REPRODUCED, OR REVISED WITHOUT WRITTEN PERMISSION OF THE ARCHITECT. IN WHICH CASE THE REPRODUCTION MUST BEAR THE NAME OF ROOTSTOCK ARCHITECTURE INC.
THE CONTRACTOR SHALL CHECK AND VERIFY ALL DIMENSIONS, DATUMS AND LEVELS PRIOR TO THE COMMENCEMENT OF WORK AND REPORT ALL DISCREPENCIES AND OMISSIONS TO THE ARCHITECT PRIOR TO COMMENCING WORK.
DO NOT SCALE THESE DRAWINGS.

ARCHITECT SEAL:

DEVELOPMENT PERMIT DECISION RENDERED ON THIS PLAN

BLOCK KEY PLAN:



REFER TO SITE PLAN & FLOOR PLANS FOR CONSTRUCTION NORTH ORIENTATION OF EACH BLOCK

KEYPLAN
TRUE NORTH

CLIENT:

CANTIRO
Amazing Lives Happen Here

PROJECT:
48 HERRON RI NE, Lot 28, Block 57, Plan 2410328

CANTIRO LIVINGSTON

SHEET TITLE:
BLDG 06 - PROPOSED ELEVATIONS

SCALE: 1/8" = 1'-0"
DRAWN BY: CHBUD CHECKED BY: ERK
PROJECT No.: 2520
DWG. No.: DP305
INTENDED TO BE PRINTED ON ARCH D (24x36)



1 DP306 BLOCK 07 - SOUTH ELEVATION
1/8" = 1'-0"



2 DP306 BLDG 07 - EAST ELEVATION
1/8" = 1'-0"



3 DP306 BLOCK 07 -NORTH ELEVATION
1/8" = 1'-0"

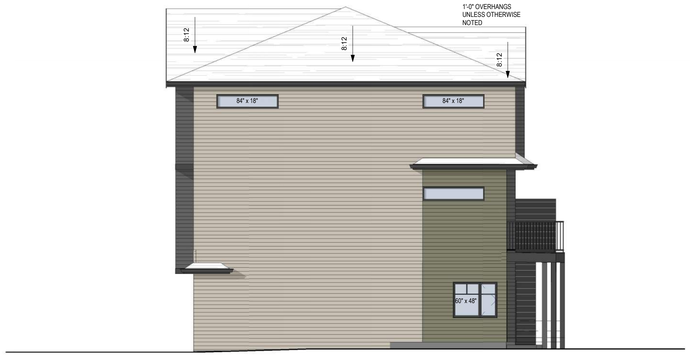

4 DP306 BLOCK 07 - WEST ELEVATION
1/8" = 1'-0"

MATERIAL LEGEND

E1 — **FIBRE CEMENT BOARD SIDING**
BASIS OF DESIGN: JAMES HARDIE PANEL
COLOUR: COBBLESTONE
PROFILE + FINISH: 5" HORIZONTAL (CEDARMILL)
TRIMS: JAMES HARDIE, COLOUR MATCH TO PANEL
FLASHING: TO MATCH PANEL, CONFIRM w/ ARCHITECT

E2 — **THIN BRICK**
BASIS OF DESIGN: ENDICOTT
COLOUR: GRAY SANDS
FLASHING: TO MATCH BRICK, CONFIRM w/ ARCHITECT

E3 — **FIBRE CEMENT BOARD SIDING**
BASIS OF DESIGN: JAMES HARDIE
COLOUR: IRON GRAY
PROFILE + FINISH: 5" HORIZONTAL (CEDARMILL)
TRIMS: JAMES HARDIE, COLOUR MATCH TO SIDING
FLASHING: TO MATCH PANEL, CONFIRM w/ ARCHITECT

E4 — **FIBRE CEMENT BOARD SIDING**
BASIS OF DESIGN: JAMES HARDIE
COLOUR: MOUNTAIN SAGE
PROFILE + FINISH: 5" HORIZONTAL (CEDARMILL)
TRIMS: JAMES HARDIE, COLOUR MATCH TO SIDING
FLASHING: TO MATCH PANEL, CONFIRM w/ ARCHITECT

E5 — **ALUMINUM PRIVACY SCREEN**
BASIS OF DESIGN: HIDEAWAY
COLOUR: BLACK
PROFILE + FINISH: HORIZONTAL PLANK

E6 — **FIBRE CEMENT PANEL**
BASIS OF DESIGN: HARDIE PANEL c/w EXPOSED FASTENERS (MATCHED)
COLOUR: IRON GRAY
PROFILE + FINISH: SMOOTH, 2' x 4" PANELS, STACKED BOND
TRIMS: EZTRIM, COLOUR TO MATCH PANEL
FLASHING: TO MATCH PANEL, CONFIRM w/ ARCHITECT
INDICATES PANEL JOINT LOCATION

E7 — **COMPOSITE WOODGRAIN PANEL**
BASIS OF DESIGN: CHAMCLAD
COLOUR: SUNBLEACHED OAK
PROFILE + FINISH: 12" SHADOWLINE PANEL w/ 2" REVEAL
TRIMS: CHAMCLAD, COLOUR TO MATCH PANEL
FLASHING: TO MATCH PANEL, CONFIRM w/ ARCHITECT

E8 — **CONCRETE MICRO-CEMENT TOPPING**
BASIS OF DESIGN: STYLE TO BE CONFIRMED W/ ARCHITECT

E9 — **OVERHEAD (GARAGE) DOOR & METER ROOM - EXTERIOR PAINT**
BASIS OF DESIGN: STYLE TO BE CONFIRMED W/ ARCHITECT, PAINT TO MATCH JAMES HARDIE IRON GRAY

E10 — **TRIM, BALCONY COLUMNS, RAILINGS & FASCIA**
BASIS OF DESIGN: MONARCH, ROYAL
COLOUR: BLACK

E11 — **ROOF FASCIA, SOFFIT & RAINWARE**
BASIS OF DESIGN: MONARCH, ROYAL
COLOUR: BLACK

E12 — **ASPHALT SHINGLES**
BASIS OF DESIGN: IKO SHINGLES
COLOUR: HARVARD SLATE

E13 — **ENTRY DOOR - EXTERIOR PAINT**
BASIS OF DESIGN: CLOVERDALE PAINT "SEASON FINALE C0267"
BASIS OF DESIGN: CLOVERDALE PAINTED TO MATCH JAMES HARDIE IRON GRAY

NOTE: DOOR COLOR TO MATCH SURROUNDING MATERIAL. PAINTED "SEASON FINALE" WHEN ADJACENT TO BRICK. PAINTED COLOR MATCH TO IRON GRAY WHEN ADJACENT TO IRON GRAY MATERIALS

REISSUED FOR DEVELOPMENT PERMIT

ROOTSTOCK ARCHITECTURE
SUITE 103, 10310 - 124 STREET
EDMONTON, ALBERTA
T5N 1R2 CANADA
T: (780) 862-2777
E: HELLO@ROOTSTOCK.CA

ISSUE/REVISION SCHEDULE

	DATE	DESCRIPTION	ISSUED BY
1	2026.09.14	REISSUED FOR DEVELOPMENT PERMIT	RSA

THESE DRAWINGS AND DESIGN ARE THE EXCLUSIVE PROPERTY OF ROOTSTOCK ARCHITECTURE INC. AND SHALL NOT BE USED, REPRODUCED, OR REVISED WITHOUT WRITTEN PERMISSION OF THE ARCHITECT. IN WHICH CASE THE REPRODUCTION MUST BEAR THE NAME OF ROOTSTOCK ARCHITECTURE INC.
THE CONTRACTOR SHALL CHECK AND VERIFY ALL DIMENSIONS, DATUMS AND LEVELS PRIOR TO THE COMMENCEMENT OF WORK AND REPORT ALL DISCREPENCIES AND OMISSIONS TO THE ARCHITECT PRIOR TO COMMENCING WORK.
DO NOT SCALE THESE DRAWINGS.

ARCHITECT SEAL:

DEVELOPMENT PERMIT DECISION RENDERED ON THIS PLAN

BLOCK KEY PLAN:



REFER TO SITE PLAN & FLOOR PLANS FOR CONSTRUCTION NORTH ORIENTATION OF EACH BLOCK

KEYPLAN
TRUE NORTH

CLIENT:

CANTIRO
Amazing Lives Happen Here

PROJECT:
48 HERRON RI NE, Lot 28, Block 57, Plan 2410328

SHEET TITLE:
BLDG 07 - PROPOSED ELEVATIONS

SCALE: 1/8" = 1'-0"
DRAWN BY: CHB/JD CHECKED BY: ERK
PROJECT No.: 2520

DWG. No.: **DP306**

INTENDED TO BE PRINTED ON ARCH D (24x36)

CANTIRO LIVINGSTON



1 DP307 BLDG 08- EAST ELEVATION
1/8" = 1'-0"



2 DP307 BLDG 08 - NORTH ELEVATION
1/8" = 1'-0"



3 DP307 BLLDG 08 -WEST ELEVATION
1/8" = 1'-0"



4 DP307 BLDG 08 - SOUTH ELEVATION
1/8" = 1'-0"

MATERIAL LEGEND

E1 — **FIBRE CEMENT BOARD SIDING**
BASIS OF DESIGN: JAMES HARDIE PANEL
COLOUR: COBBLESTONE
PROFILE + FINISH: 5" HORIZONTAL (CEDARMILL)
TRIMS: JAMES HARDIE, COLOUR MATCH TO PANEL
FLASHING: TO MATCH PANEL, CONFIRM w/ ARCHITECT

E2 — **THIN BRICK**
BASIS OF DESIGN: ENDICOTT, C/W SOLDIER COURSE AT TOP
COLOUR: GRAY SANDS
FLASHING: TO MATCH BRICK, CONFIRM w/ ARCHTECT

E3 — **FIBRE CEMENT BOARD SIDING**
BASIS OF DESIGN: JAMES HARDIE
COLOUR: IRON GRAY
PROFILE + FINISH: 5" HORIZONTAL (CEDARMILL)
TRIMS: JAMES HARDIE, COLOUR MATCH TO SIDING
FLASHING: TO MATCH PANEL, CONFIRM w/ ARCHTECT

E4 — **FIBRE CEMENT BOARD SIDING**
BASIS OF DESIGN: JAMES HARDIE
COLOUR: BOOTHBAY BLUE
PROFILE + FINISH: 5" HORIZONTAL (CEDARMILL)
TRIMS: JAMES HARDIE, COLOUR MATCH TO SIDING
FLASHING: TO MATCH PANEL, CONFIRM w/ ARCHTECT

E5 — **ALUMINUM PRIVACY SCREEN**
BASIS OF DESIGN: HIDEAWAY
COLOUR: BLACK
PROFILE + FINISH: HORIZONTAL PLANK

E6 — **FIBRE CEMENT PANEL**
BASIS OF DESIGN: HARDIE PANEL c/w EXPOSED FASTENERS (MATCHED)
COLOUR: IRON GRAY
PROFILE + FINISH: SMOOTH, 2' x 4' PANELS, STACKED BOND
TRIMS: EZTRIM, COLOUR TO MATCH PANEL
FLASHING: TO MATCH PANEL, CONFIRM w/ ARCHTECT
INDICATES PANEL JOINT LOCATION

E7 — **COMPOSITE WOODGRAIN PANEL**
BASIS OF DESIGN: CHAMCLAD
COLOUR: SUNBLEACHED OAK
PROFILE + FINISH: 12" SHADOWLINE PANEL w/ 2" REVEAL
TRIMS: CHAMCLAD, COLOUR TO MATCH PANEL
FLASHING: TO MATCH PANEL, CONFIRM w/ ARCHTECT

E8 — **CONCRETE MICRO-CEMENT TOPPING**
BASIS OF DESIGN: STYLE TO BE CONFIRMED W/ ARCHITECT

E9 — **OVERHEAD (GARAGE) DOOR & METER ROOM - EXTERIOR PAINT**
BASIS OF DESIGN: STYLE TO BE CONFIRMED W/ ARCHITECT, PAINT TO MATCH JAMES HARDIE IRON GRAY

E10 — **TRIM, BALCONY COLUMNS, RAILINGS & FASCIA**
BASIS OF DESIGN: MONARCH, ROYAL
COLOUR: BLACK

E11 — **ROOF FASCIA, SOFFIT & RAINWARE**
BASIS OF DESIGN: MONARCH, ROYAL
COLOUR: BLACK

E12 — **ASPHALT SHINGLES**
BASIS OF DESIGN: IKO SHINGLES
COLOUR: HARVARD SLATE

E13 — **ENTRY DOOR - EXTERIOR PAINT**
BASIS OF DESIGN: CLOVERDALE PAINT "SEASON FINALE C0267"
BASIS OF DESIGN: CLOVERDALE PAINTED TO MATCH JAMES HARDIE IRON GRAY

NOTE: DOOR COLOR TO MATCH SURROUNDING MATERIAL. PAINTED "SEASON FINALE" WHEN ADJACENT TO BRICK. PAINTED COLOR MATCH TO IRON GRAY WHEN ADJACENT TO IRON GRAY MATERIALS

REISSUED FOR DEVELOPMENT PERMIT

ROOTSTOCK ARCHITECTURE
SUITE 103, 10310 - 124 STREET
EDMONTON, ALBERTA
T5N 1R2 CANADA
T: (780) 862-2777
E: HELLO@ROOTSTOCK.CA

ISSUE/REVISION SCHEDULE

	DATE	DESCRIPTION	ISSUED BY
1	2026.09.14	REISSUED FOR DEVELOPMENT PERMIT	RSA

THESE DRAWINGS AND DESIGN ARE THE EXCLUSIVE PROPERTY OF ROOTSTOCK ARCHITECTURE INC. AND SHALL NOT BE USED, REPRODUCED, OR REVISED WITHOUT WRITTEN PERMISSION OF THE ARCHITECT. IN WHICH CASE THE REPRODUCTION MUST BEAR THE NAME OF ROOTSTOCK ARCHITECTURE INC.
THE CONTRACTOR SHALL CHECK AND VERIFY ALL DIMENSIONS, DATUMS AND LEVELS PRIOR TO THE COMMENCEMENT OF WORK AND REPORT ALL DISCREPENCIES AND OMISSIONS TO THE ARCHITECT PRIOR TO COMMENCING WORK.
DO NOT SCALE THESE DRAWINGS.

ARCHITECT SEAL:

DEVELOPMENT PERMIT DECISION RENDERED ON THIS PLAN

BLOCK KEY PLAN:



REFER TO SITE PLAN & FLOOR PLANS FOR CONSTRUCTION NORTH ORIENTATION OF EACH BLOCK

KEYPLAN
TRUE NORTH

CLIENT:

CANTIRO
Amazing Lives Happen Here

CANTIRO LIVINGSTON

PROJECT:
48 HERRON RI NE, Lot 28, Block 57, Plan 2410328

SHEET TITLE:
BLDG 08 - PROPOSED ELEVATIONS

SCALE: 1/8" = 1'-0"
DRAWN BY: CHB/JD CHECKED BY: ERK
PROJECT No.: 2520

DWG. No.: **DP307**

INTENDED TO BE PRINTED ON ARCH D (24x36)



1 DP308 BLDG 09 - WEST ELEVATION
1/8" = 1'-0"



2 DP308 BLDG 09 - NORTH ELEVATION
1/8" = 1'-0"



3 DP308 BLLDG 09 - EAST ELEVATION
1/8" = 1'-0"



4 DP308 BLDG 09 - SOUTH ELEVATION
1/8" = 1'-0"

MATERIAL LEGEND

E1 — **FIBRE CEMENT BOARD SIDING**
BASIS OF DESIGN: JAMES HARDIE PANEL
COLOUR: COBBLESTONE
PROFILE + FINISH: 5" HORIZONTAL (CEDARMILL)
TRIMS: JAMES HARDIE, COLOUR MATCH TO PANEL
FLASHING: TO MATCH PANEL, CONFIRM w/ ARCHITECT

E2 — **THIN BRICK**
BASIS OF DESIGN: ENDICOTT
COLOUR: GRAY SANDS
FLASHING: TO MATCH BRICK, CONFIRM w/ ARCHITECT

E3 — **FIBRE CEMENT BOARD SIDING**
BASIS OF DESIGN: JAMES HARDIE
COLOUR: IRON GRAY
PROFILE + FINISH: 5" HORIZONTAL (CEDARMILL)
TRIMS: JAMES HARDIE, COLOUR MATCH TO SIDING
FLASHING: TO MATCH PANEL, CONFIRM w/ ARCHITECT

E4 — **FIBRE CEMENT BOARD SIDING**
BASIS OF DESIGN: JAMES HARDIE
COLOUR: MOUNTAIN SAGE
PROFILE + FINISH: 5" HORIZONTAL (CEDARMILL)
TRIMS: JAMES HARDIE, COLOUR MATCH TO SIDING
FLASHING: TO MATCH PANEL, CONFIRM w/ ARCHITECT

E5 — **ALUMINUM PRIVACY SCREEN**
BASIS OF DESIGN: HIDEAWAY
COLOUR: BLACK
PROFILE + FINISH: HORIZONTAL PLANK

E6 — **FIBRE CEMENT PANEL**
BASIS OF DESIGN: HARDIE PANEL c/w EXPOSED FASTENERS (MATCHED)
COLOUR: IRON GRAY
PROFILE + FINISH: SMOOTH, 2' x 4" PANELS, STACKED BOND
TRIMS: EZTRIM, COLOUR TO MATCH PANEL
FLASHING: TO MATCH PANEL, CONFIRM w/ ARCHITECT
INDICATES PANEL JOINT LOCATION

E7 — **COMPOSITE WOODGRAIN PANEL**
BASIS OF DESIGN: CHAMCLAD
COLOUR: SUNBLEACHED OAK
PROFILE + FINISH: 12" SHADOWLINE PANEL w/ 2" REVEAL
TRIMS: CHAMCLAD, COLOUR TO MATCH PANEL
FLASHING: TO MATCH PANEL, CONFIRM w/ ARCHITECT

E8 — **CONCRETE MICRO-CEMENT TOPPING**
BASIS OF DESIGN: STYLE TO BE CONFIRMED W/ ARCHITECT

E9 — **OVERHEAD (GARAGE) DOOR & METER ROOM - EXTERIOR PAINT**
BASIS OF DESIGN: STYLE TO BE CONFIRMED W/ ARCHITECT, PAINT TO MATCH JAMES HARDIE IRON GRAY

E10 — **TRIM, BALCONY COLUMNS, RAILINGS & FASCIA**
BASIS OF DESIGN: MONARCH, ROYAL
COLOUR: BLACK

E11 — **ROOF FASCIA, SOFFIT & RAINWARE**
BASIS OF DESIGN: MONARCH, ROYAL
COLOUR: BLACK

E12 — **ASPHALT SHINGLES**
BASIS OF DESIGN: IKO SHINGLES
COLOUR: HARVARD SLATE

E13 — **ENTRY DOOR - EXTERIOR PAINT**
BASIS OF DESIGN: CLOVERDALE PAINT "SEASON FINALE C0267"
BASIS OF DESIGN: CLOVERDALE PAINTED TO MATCH JAMES HARDIE IRON GRAY

NOTE: DOOR COLOR TO MATCH SURROUNDING MATERIAL. PAINTED "SEASON FINALE" WHEN ADJACENT TO BRICK. PAINTED COLOR MATCH TO IRON GRAY WHEN ADJACENT TO IRON GRAY MATERIALS

REISSUED FOR DEVELOPMENT PERMIT

ROOTSTOCK ARCHITECTURE
SUITE 103, 10310 - 124 STREET
EDMONTON, ALBERTA
T5N 1R2 CANADA
T: (780) 862-2777
E: HELLO@ROOTSTOCK.CA

ISSUE/REVISION SCHEDULE

	DATE	DESCRIPTION	ISSUED BY
1	2026.09.14	REISSUED FOR DEVELOPMENT PERMIT	RSA

THESE DRAWINGS AND DESIGN ARE THE EXCLUSIVE PROPERTY OF ROOTSTOCK ARCHITECTURE INC. AND SHALL NOT BE USED, REPRODUCED, OR REVISED WITHOUT WRITTEN PERMISSION OF THE ARCHITECT. IN WHICH CASE THE REPRODUCTION MUST BEAR THE NAME OF ROOTSTOCK ARCHITECTURE INC.
THE CONTRACTOR SHALL CHECK AND VERIFY ALL DIMENSIONS, DATUMS AND LEVELS PRIOR TO THE COMMENCEMENT OF WORK AND REPORT ALL DISCREPENCIES AND OMISSIONS TO THE ARCHITECT PRIOR TO COMMENCING WORK.
DO NOT SCALE THESE DRAWINGS.

ARCHITECT SEAL:

DEVELOPMENT PERMIT DECISION RENDERED ON THIS PLAN

BLOCK KEY PLAN:



REFER TO SITE PLAN & FLOOR PLANS FOR CONSTRUCTION NORTH ORIENTATION OF EACH BLOCK

KEYPLAN
TRUE NORTH

CLIENT:

CANTIRO
Amazing Lives Happen Here

CANTIRO LIVINGSTON

PROJECT:
48 HERRON RI NE, Lot 28, Block 57, Plan 2410328

SHEET TITLE:
BLDG 09 - PROPOSED ELEVATIONS

SCALE: 1/8" = 1'-0"
DRAWN BY: CHB/JD CHECKED BY: ERK
PROJECT No.: 2520

DWG. No.: **DP308**

INTENDED TO BE PRINTED ON ARCH D (24x36)



1 DP309 BLOCK 10 - SOUTH ELEVATION
1/8" = 1'-0"



2 DP309 BLOCK 10 - WEST ELEVATION
1/8" = 1'-0"



3 DP309 BLOCK 10 - NORTH ELEVATION
1/8" = 1'-0"

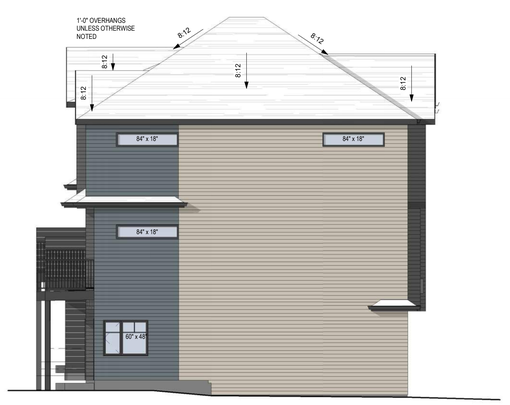

4 DP309 BLOCK 10 - EAST ELEVATION
1/8" = 1'-0"

MATERIAL LEGEND

E1 — **FIBRE CEMENT BOARD SIDING**
BASIS OF DESIGN: JAMES HARDIE PANEL
COLOUR: COBBLESTONE
PROFILE + FINISH: 5" HORIZONTAL (CEDARMILL)
TRIMS: JAMES HARDIE, COLOUR MATCH TO PANEL
FLASHING: TO MATCH PANEL, CONFIRM w/ ARCHITECT

E2 — **THIN BRICK**
BASIS OF DESIGN: ENDICOTT, C/W SOLDIER COURSE AT TOP
COLOUR: GRAY SANDS
FLASHING: TO MATCH BRICK, CONFIRM w/ ARCHITECT

E3 — **FIBRE CEMENT BOARD SIDING**
BASIS OF DESIGN: JAMES HARDIE
COLOUR: IRON GRAY
PROFILE + FINISH: 5" HORIZONTAL (CEDARMILL)
TRIMS: JAMES HARDIE, COLOUR MATCH TO SIDING
FLASHING: TO MATCH PANEL, CONFIRM w/ ARCHITECT

E4 — **FIBRE CEMENT BOARD SIDING**
BASIS OF DESIGN: JAMES HARDIE
COLOUR: BOOTHBAY BLUE
PROFILE + FINISH: 5" HORIZONTAL (CEDARMILL)
TRIMS: JAMES HARDIE, COLOUR MATCH TO SIDING
FLASHING: TO MATCH PANEL, CONFIRM w/ ARCHITECT

E5 — **ALUMINUM PRIVACY SCREEN**
BASIS OF DESIGN: HIDEAWAY
COLOUR: BLACK
PROFILE + FINISH: HORIZONTAL PLANK

E6 — **FIBRE CEMENT PANEL**
BASIS OF DESIGN: HARDIE PANEL c/w EXPOSED FASTENERS (MATCHED)
COLOUR: IRON GRAY
PROFILE + FINISH: SMOOTH, 2' x 4" PANELS, STACKED BOND
TRIMS: EZTRIM, COLOUR TO MATCH PANEL
FLASHING: TO MATCH PANEL, CONFIRM w/ ARCHITECT
INDICATES PANEL JOINT LOCATION

E7 — **COMPOSITE WOODGRAIN PANEL**
BASIS OF DESIGN: CHAMCLAD
COLOUR: SUNBLEACHED OAK
PROFILE + FINISH: 12" SHADOWLINE PANEL w/ 2" REVEAL
TRIMS: CHAMCLAD, COLOUR TO MATCH PANEL
FLASHING: TO MATCH PANEL, CONFIRM w/ ARCHITECT

E8 — **CONCRETE MICRO-CEMENT TOPPING**
BASIS OF DESIGN: STYLE TO BE CONFIRMED W/ ARCHITECT

E9 — **OVERHEAD (GARAGE) DOOR & METER ROOM - EXTERIOR PAINT**
BASIS OF DESIGN: STYLE TO BE CONFIRMED W/ ARCHITECT, PAINT TO MATCH JAMES HARDIE IRON GRAY

E10 — **TRIM, BALCONY COLUMNS, RAILINGS & FASCIA**
BASIS OF DESIGN: MONARCH, ROYAL
COLOUR: BLACK

E11 — **ROOF FASCIA, SOFFIT & RAINWARE**
BASIS OF DESIGN: MONARCH, ROYAL
COLOUR: BLACK

E12 — **ASPHALT SHINGLES**
BASIS OF DESIGN: IKO SHINGLES
COLOUR: HARVARD SLATE

E13 — **ENTRY DOOR - EXTERIOR PAINT**
BASIS OF DESIGN: CLOVERDALE PAINT "SEASON FINALE C0267"
BASIS OF DESIGN: CLOVERDALE PAINTED TO MATCH JAMES HARDIE IRON GRAY

NOTE: DOOR COLOR TO MATCH SURROUNDING MATERIAL. PAINTED "SEASON FINALE" WHEN ADJACENT TO BRICK. PAINTED COLOR MATCH TO IRON GRAY WHEN ADJACENT TO IRON GRAY MATERIALS

REISSUED FOR DEVELOPMENT PERMIT

ROOTSTOCK ARCHITECTURE
SUITE 103, 10310 - 124 STREET
EDMONTON, ALBERTA
T5N 1R2 CANADA
T: (780) 862-2777
E: HELLO@ROOTSTOCK.CA

ISSUE/REVISION SCHEDULE

	DATE	DESCRIPTION	ISSUED BY
1	2026.09.14	REISSUED FOR DEVELOPMENT PERMIT	RSA

THESE DRAWINGS AND DESIGN ARE THE EXCLUSIVE PROPERTY OF ROOTSTOCK ARCHITECTURE INC. AND SHALL NOT BE USED, REPRODUCED, OR REVISED WITHOUT WRITTEN PERMISSION OF THE ARCHITECT. IN WHICH CASE THE REPRODUCTION MUST BEAR THE NAME OF ROOTSTOCK ARCHITECTURE INC.
THE CONTRACTOR SHALL CHECK AND VERIFY ALL DIMENSIONS, DATUMS AND LEVELS PRIOR TO THE COMMENCEMENT OF WORK AND REPORT ALL DISCREPENCIES AND OMISSIONS TO THE ARCHITECT PRIOR TO COMMENCING WORK.
DO NOT SCALE THESE DRAWINGS.

ARCHITECT SEAL:

DEVELOPMENT PERMIT DECISION RENDERED ON THIS PLAN

BLOCK KEY PLAN:



REFER TO SITE PLAN & FLOOR PLANS FOR CONSTRUCTION NORTH ORIENTATION OF EACH BLOCK

KEYPLAN
TRUE NORTH

CLIENT:

CANTIRO
Amazing Lives Happen Here

CANTIRO LIVINGSTON

PROJECT:
48 HERRON RI NE, Lot 28, Block 57, Plan 2410328

SHEET TITLE:
BLDG 10 - PROPOSED ELEVATIONS

SCALE: 1/8" = 1'-0"
DRAWN BY: CHBUD CHECKED BY: ERK
PROJECT No.: 2520

DWG. No.: **DP309**

INTENDED TO BE PRINTED ON ARCH D (24x36)

Legend of Symbols	
General	
⌣	ARMORED CABLE (COLOR BY SYSTEM)
—	CONDUIT (COLOR BY SYSTEM)
-----	CONDUIT CONCEALED IN SLAB (COLOR BY SYSTEM)
⌣	NON METALLIC DRY CABLE (COLOR BY SYSTEM)
Lights	
◉	Bollard
999	Fixture Tag
	Pole Mounted – 1 Head
	Wall Fixture



SITE PLAN
1:300

Calgary • Alberta • T3G 5H2
403-547-7230
www.stebeng.com

Stebnicki Engineering Ltd

NOTES

VERIFY ALL DIMENSIONS, ELEVATIONS, AND DATUM; REPORT ANY ERRORS AND/OR DISCREPANCIES TO THE ENGINEER PRIOR TO CONSTRUCTION.

ALL DRAWINGS REMAIN PROPERTY OF THE ENGINEER.

THIS DESIGN AND DRAWING MAY NOT BE REPRODUCED WITHOUT PERMISSION OF THE ENGINEER.

DO NOT SCALE DRAWINGS.

THIS DRAWING SUPERCEDES PREVIOUS ISSUES.

Revisions

No.	Description	Date
1	ISSUED FOR – DP	2026-02-20

PERMIT TO PRACTICE
STEBNICKI ENGINEERING LTD.
Signature
Date Feb 20, 2026
PERMIT NUMBER: P 4155
The Association of Professional Engineers and Geoscientists of Alberta

PROFESSIONAL ENGINEER ALBERTA G. F. STEBNICKI

CANTIRO

DEVELOPMENT PERMIT DECISION RENDERED ON THIS PLAN

CALGARY, ALBERTA

Drawing Title:

SITE PLAN OVERALL

Drawn By: GS/DL	Date: 2026-02-20
Designed By: GFS	Scale: AS SHOWN
Engineer: GFS	Job number: 26-006

Drawing Number: **E1.01**

Rev. No.: △

PLOT DATE:2026-09-11 2:58 PM
FILE NAME:C:\jos stebnicki engineering projects\livingston 80 unit town house project\elect dwgs\site plan\elect site plan.dwg