DP/Architectural - 36"x24"

Title Sheet
- A:1 Title Sheet

Site Plan
- A:2 Site Plan
- A:3 Landscape Plan

Exterior 3D Model
- A:4 3D Elevations

Exterior Elevations
- A:5 Front Elevation
- A:6 Rear Elevation
- A:7 Left Elevation
- A:8 Right Elevation
- A:9 Left & Right Elevation - Garage

Floor Plans
- A:10 Basement Plan
- A:11 1st Floor Plan
- A:12 2nd Floor Plan

Building Sections
- A:13 Building Section A-A

Proposed New Project
@
2201 26a Street SW
Calgary, AB



AMENDED DRAWINGS

DP No	Date Received
DP2026-00397	2026-11-09

THESE DRAWINGS REFER TO THE ABOVE DEVELOPMENT PERMIT NO.

DP/Arch Approval Drawings
Not for Construction

DESIGNER:

Gaillard Design & Plan
Architectural Design & Plans Drawing for Residential Projects
CALGARY, ALBERTA
CELL: 403-703-7322
E-MAIL: tom@gaillardesignandplan.com
WEB SITE: gaillardesignandplan.com

BUILDER:

TBD

NOTES:

THESE DOCUMENTS ARE INSTRUMENTS OF SERVICE AND AS SUCH REMAIN THE PROPERTY OF GAILLARD DESIGN & PLAN USE OR PUBLICATION REQUIRES WRITTEN APPROVAL FROM GAILLARD DESIGN & PLAN.

THESE DRAWINGS ARE A GRAPHIC REPRESENTATION AND ARE NOT INTENDED TO PROVIDE DIMENSIONAL INFORMATION EXCEPT WHERE DIMENSIONS ARE SPECIFICALLY INDICATED. SHOULD YOU REQUIRE ADDITIONAL DIMENSIONS, PLEASE CONTACT GAILLARD DESIGN & PLAN.

PROJECT INFO:

PROJECT ADDRESS:
2201 26a Street SW
Calgary, AB

LEGAL DESCRIPTION:
Lot 1 & 2 Block 22 Plan 56610

PROJECT FILE:
GDP2025-300-00m.pln

PROJECT TYPE:
Proposed New Project

BUILDING INFO:

FLOOR PLAN AREAS

1st FLOOR PLAN	2,556
2nd FLOOR PLAN	2,617
	5,173 ft²

GARAGE & BASEMENT AREAS:

DRAWING INFO:
DP & Arch Approval
Title Sheet

1" ACTUAL

IF THE ABOVE DIMENSION DOES NOT MEASURE ONE INCH (1") EXACTLY, THIS DRAWING WILL HAVE BEEN ENLARGED OR REDUCED, AFFECTING ALL LABELED SCALES.

DATE:	MM/DD/YYYY 11/3/2026
SCALE:	AS NOTED
SHEET SIZE:	36"x24"
DRAWN BY:	TDG

NOTE: ALL DIMENSIONS ARE TO FRAMING &/OR CONCRETE UNLESS INDICATED OTHERWISE

SHEET INDEX: ARCHITECTURAL PLANS
A:1

Title Sheet

PRINTED: Tuesday, November 3, 2026 - 8:33:00

LANDMARK
DOORS AND STORAGE SOLUTION



BEST EVER Bike Locker

C$843.00

Quantity *

1

Add to Cart

****SHIPPING NOT INCLUDED****

Introducing our heavy-duty, weatherproof bike locker— safeguard your bicycle, gear, and valuables. Crafted from durable 18-ga steel throughout, this locker offers uncompromising strength and resilience. It comes complete with a robust steel flooring system for added stability and protection. Our bike locker is equipped with high-security door bar locks and lever mechanisms designed to accommodate any standard lock, with an optional deadbolt lock available for enhanced security. Heavy-duty hinges and tamper-resistant hardware provide additional layers of protection against unauthorized access. For added convenience, each locker includes a wall mount bracket to securely hold your bike in place, preventing tipping or movement during storage. These lockers are designed to stand alone or can be bolted together side by side to accommodate multiple units. Please note that the locker ships unassembled, allowing for easy transportation and installation according to your preferences and needs. Safeguard your bicycle and belongings with confidence using our reliable and durable bike locker solution. Specifications: Outside dimensions (W x L x H) 33.5" x 48.5" x 78". Inside Dimensions (W x L x H) 29.5" x 48.5" x 77". Door opening (W x H) 27" x 77". Weight 250 lb. Shipping dimensions (W x L x H) 44.5" x 24.5" x 83".

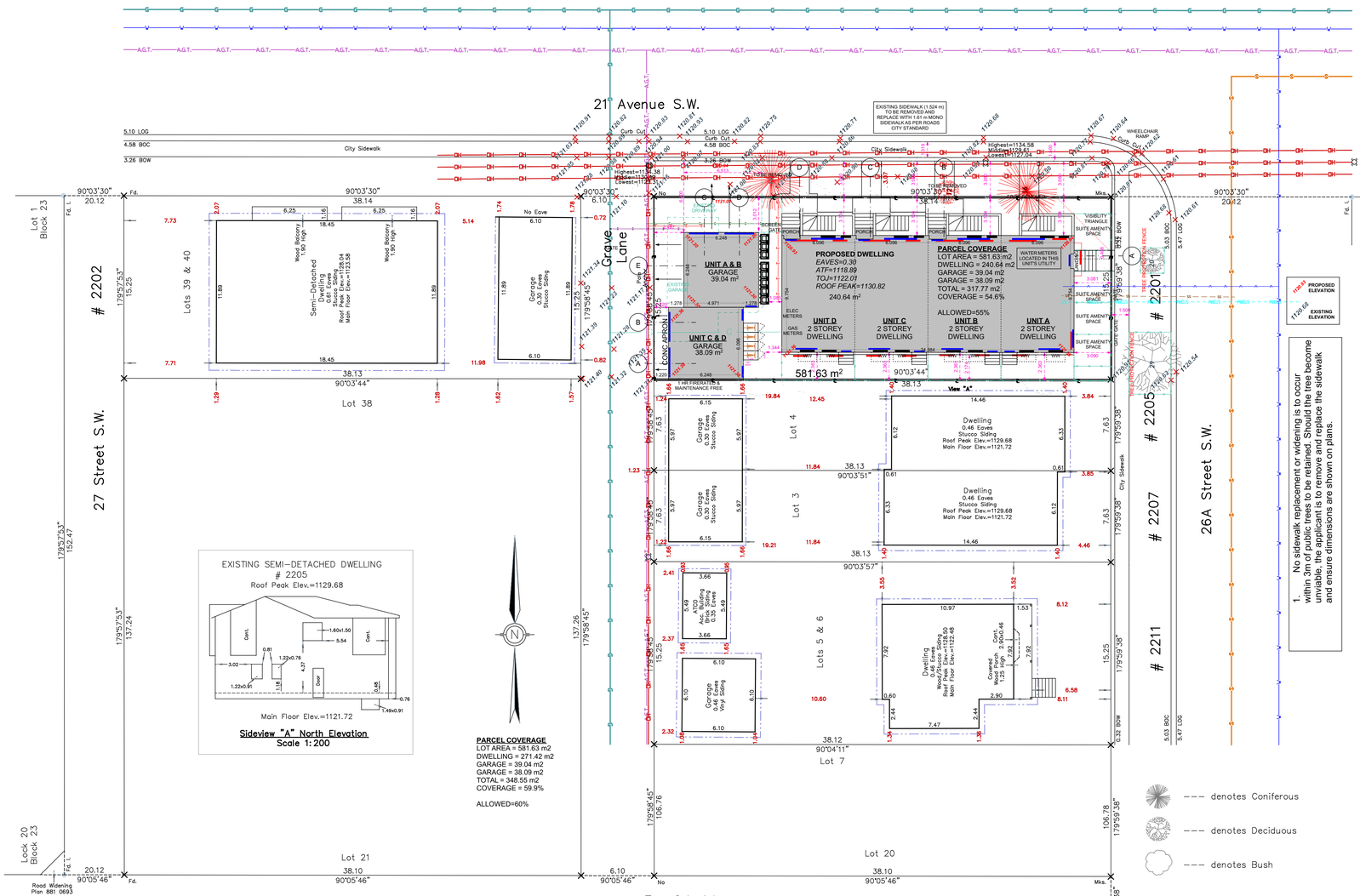



PARCEL COVERAGE
LOT AREA = 581.63 m2
DWELLING = 271.42 m2
GARAGE = 39.04 m2
GARAGE = 38.09 m2
TOTAL = 348.55 m2
COVERAGE = 59.9%

ALLOWED=60%

"An Urban Forestry Technician must be on-site, with confirmed meeting, to mitigate possible root damage to adjacent public trees during the foundation and walkway excavation." Prior to construction, contact Urban Forestry at 311 and ask to speak to an Urban Forestry Technician. Urban Forestry requires minimum two business days' notice prior to meeting onsite.

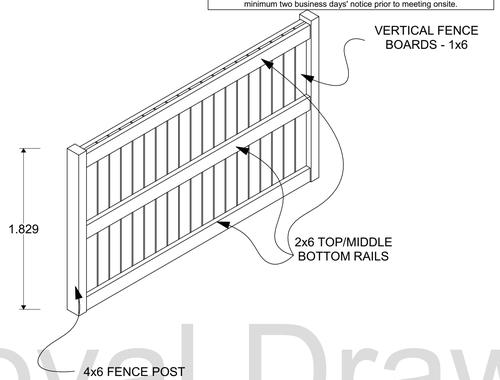

FENCE/SCREEN
SCALE: 3/8" = 1'-0"

Tree Schedule

Tree No.	Tree Type	Trunk Dia.	Canopy Dia	Height	
1	Coniferous	0.30	4.00	11.00	REMOVE
2	Coniferous	0.30	4.00	11.00	REMOVE
3	Coniferous	0.30	4.00	11.00	REMOVE
4	Coniferous	0.30	4.00	11.00	REMOVE
5	Coniferous	0.10	4.00	11.00	REMOVE
6	Coniferous	0.30	4.00	11.00	REMOVE
7	Coniferous	0.50	6.00	12.00	REMOVE
8	Coniferous	0.50	6.00	12.00	REMOVE
9	Coniferous	0.40	5.00	12.00	REMOVE
10	Deciduous	0.10	1.00	3.00	REMOVE
11	Deciduous	0.20	4.00	8.00	REMOVE
12	Deciduous	0.10	2.00	1.00	REMOVE - PUBLIC TREE
13	Deciduous	0.36	2.00	9.00	REMOVE
14	Deciduous	0.70	5.00	8.00	REMOVE
15	Coniferous	0.50	6.00	11.00	REMOVE
16	Coniferous	0.40	5.00	10.00	REMOVE - PUBLIC TREE
17	Coniferous	0.50	6.00	11.00	REMOVE
18	Coniferous	0.40	4.00	10.00	REMOVE
19	Coniferous	0.60	5.00	12.00	REMOVE - PUBLIC TREE
20	Deciduous	0.10	2.00	3.00	PROTECT - PUBLIC TREE
21	Bush	---	1.00	1.00	REMOVE
22	Coniferous	0.30	4.00	11.00	REMOVE
23	Bush	---	2.00	2.00	REMOVE
24	Bush	---	2.00	1.00	REMOVE
25	Bush	---	0.50	1.00	REMOVE
26	Bush	---	1.00	1.00	REMOVE
27	Bush	---	1.00	1.00	REMOVE
28	Bush	---	2.00	1.00	REMOVE
29	Deciduous	0.20	5.00	7.00	PROTECT - PUBLIC TREE

Trunk Diameter (CM): 37
Scientific Name: PICEA PUNGENS
Size at Maturity: LARGE
Maintained by: CALGARY PARKS
Tree ID #: T-32042821

Trunk Diameter (CM): 40
Scientific Name: PICEA GLAUCA
Size at Maturity: LARGE
Maintained by: CALGARY PARKS
Tree ID #: T-32020836

Trunk Diameter (CM): 42
Scientific Name: PICEA PUNGENS
Size at Maturity: LARGE
Maintained by: CALGARY PARKS
Tree ID #: T-32042822

Trunk Diameter (CM): 8
Scientific Name: PRUNUS VIRGINIANA
Size at Maturity: SMALL
Maintained by: CALGARY PARKS
Tree ID #: T-32220995

Trunk Diameter (CM): 18
Scientific Name: ULMUS AMERICANA
Size at Maturity: LARGE
Maintained by: CALGARY PARKS
Tree ID #: T-32220996

AMENDED DRAWINGS

DP No	Date Received
DP2026-00397	2026-11-09

THESE DRAWINGS REFER TO THE ABOVE DEVELOPMENT PERMIT NO.

2D Plan - Block
SCALE: 1:200

DP/Arch Approval Drawings
Not for Construction

DESIGNER:

Gaillard Design & Plan
IMAGINE · CREATE · VISUALIZE · ILLUSTRATE · INFORM
Architectural Design & Permit Drawings for Residential Projects
CALGARY, ALBERTA
CELL: 403-703-7322
E-MAIL: TG@gaillarddesignandplan.com
WEB SITE: gaillarddesignandplan.com

BUILDER:

TBD

NOTES:

THESE DOCUMENTS ARE INSTRUMENTS OF SERVICE AND AS SUCH REMAIN THE PROPERTY OF GAILLARD DESIGN & PLAN. USE OR PUBLICATION REQUIRES WRITTEN APPROVAL FROM GAILLARD DESIGN & PLAN.

THESE DRAWINGS ARE A GRAPHIC REPRESENTATION AND ARE NOT INTENDED TO PROVIDE DIMENSIONAL INFORMATION, EXCEPT WHERE DIMENSIONS ARE SPECIFICALLY NOTED. DO NOT SCALE DRAWINGS FOR DIMENSIONS. PLEASE CONTACT GAILLARD DESIGN & PLAN.

PROJECT INFO:

PROJECT ADDRESS:
2201 26a Street SW
Calgary, AB

LEGAL DESCRIPTION:
Lot 1 & 2 Block 22 Plan 5661O

PROJECT FILE:
GDP2025-300-01a.pln

PROJECT TYPE:

Proposed New Project

BUILDING INFO:

FLOOR PLAN AREAS

1st FLOOR PLAN	2,556
2nd FLOOR PLAN	2,617
	5,173 ft²

GARAGE & BASEMENT AREAS:

DRAWING INFO:

DP & Arch Approval
DP Site Plans - 36x24

— "A" ASSTMA —
IF THE ABOVE DIMENSION DOES NOT MEASURE ONE INCH (1"), THEN THE DRAWING SCALE MAY HAVE BEEN ENLARGED OR REDUCED, AFFECTING ALL LABELED SCALES.

DATE:	MM/DD/YYYY 11/5/2026
SCALE:	AS NOTED
SHEET SIZE:	36"x24"
DRAWN BY:	TDG

NOTE: ALL DIMENSIONS ARE TO FRAMING &/OR CONCRETE UNLESS INDICATED OTHERWISE

SHEET NAME: ARCHITECTURAL PLANS
C:1

DP Block Plan

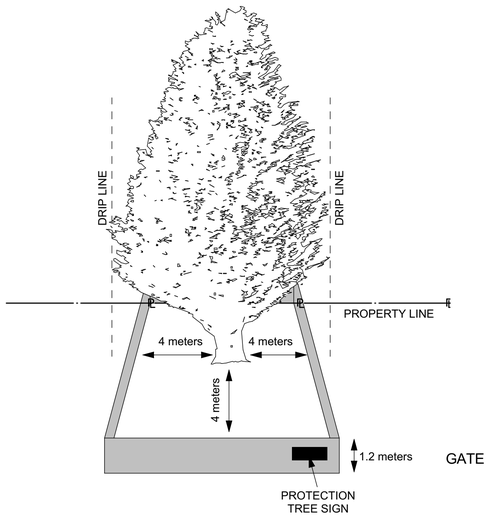

TREE PROTECTION FENCE

Tree Protection
SCALE: 1/8" = 1'-0"

EXISTING SIDEWALK (1.524 m) TO BE REMOVED AND REPLACE WITH 1.61 m MONO SIDEWALK AS PER ROADS CITY STANDARD

21 AVENUE SW

GRAVEL LANE

1.610

CITY SIDEWALK

EXISTING CONC DRIVEWAY

SIDEWALK

SIDEWALK

SIDEWALK

SIDEWALK

PORCH

PORCH

PORCH

UNIT A & B
GARAGE

UNIT D
2 STOREY
DWELLING

UNIT C
2 STOREY
DWELLING

UNIT B
2 STOREY
DWELLING

UNIT A
2 STOREY
DWELLING

SUITE AMENITY SPACE

SUITE AMENITY SPACE

SUITE AMENITY SPACE

SUITE AMENITY SPACE

PORCH

STEP

1.737

GATE

GATE

GATE

GATE

1.2 m HIGH FENCE

CITY SIDEWALK

EXISTING TREE

EXISTING TREE

CONC APRON

UNIT C & D
GARAGE

562.56 m²

WW WW WW WW WW WW WW WW WW WW

H H H H H H H H H H H H

C

1 HR FIRERATED & MAINTENANCE FREE

2 m HIGH FENCE

LOT 4

2201 26a STREET SW

TREE LEGEND

C	1	LOGPOLE PINE	CONIFIROUS	85 mm CALLIPER	MIN 2 m HEIGHT
H	12	ASPEN COLUMN	DECIDUOUS	85 mm CALLIPER	3.5 m HEIGHT
	12	JUNIPER	SHRUB	0.6 m TALL	

	CONCRETE	57.14 m2	30.5%
	GRASS	130.51 m2	69.5%

"An Urban Forestry Technician must be on-site, with confirmed meeting, to mitigate possible root damage to adjacent public trees during the foundation and walkway excavation." Prior to construction, contact Urban Forestry at 311 and ask to speak to an Urban Forestry Technician. Urban Forestry requires minimum two business days' notice prior to meeting onsite.

AMENDED DRAWINGS
DP No: DP2026-00397
Date Received: 2026-11-09
THESE DRAWINGS REFER TO THE ABOVE DEVELOPMENT PERMIT NO.

DP/Arch Approval Drawings
Not for Construction

DESIGNER:
Gaillard Design & Plan
ENGINE · CREATE · VISUALIZE · ILLUSTRATE · INFORM
Residential Design & Panel Drawings for Residential Projects
CALGARY, ALBERTA
CELL: 403-703-7303
E-MAIL: gaillarddesignandplan@live.com
WEB SITE: gaillarddesignandplan.com

BUILDER:
TBD

NOTES:
THESE DOCUMENTS ARE INSTRUMENTS OF SERVICE AND SHOW REMAIN THE PROPERTY OF GAILLARD DESIGN & PLAN. USE OR PUBLICATION REQUIRES WRITTEN APPROVAL FROM GAILLARD DESIGN & PLAN.

THESE DRAWINGS ARE A GRAPHIC REPRESENTATION AND ARE INTENDED TO PROVIDE DIMENSIONAL INFORMATION. EXCEPT WHERE DIMENSIONS ARE SPECIFICALLY INDICATED, DO NOT SCALE DRAWINGS FOR DIMENSIONS. PLEASE CONTACT GAILLARD DESIGN & PLAN.

PROJECT INFO:
PROJECT ADDRESS:
2201 26a Street SW
Calgary, AB
LEGAL DESCRIPTION:
Lot 1 & 2 Block 22 Plan 5661O
PROJECT FILE:
GDP2025-300-00m.pln

PROJECT TYPE:
Proposed New Project

BUILDING INFO:
FLOOR PLAN AREAS
1st FLOOR PLAN 2,556
2nd FLOOR PLAN 2,617
5,173 ft²
GARAGE & BASEMENT AREAS

DRAWING INFO:
DP & Arch Approval
Site Plan

1" ACTUAL
IF THE ABOVE DIMENSION DOES NOT MEASURE ONE INCH (1") EXACTLY THIS DRAWING WILL HAVE BEEN ENLARGED OR REDUCED, AFFECTING ALL LABELED SCALES

DATE:	11/3/2026
SCALE:	AS NOTED
SHEET SIZE:	36"x24"
DRAWN BY:	TDG

NOTE: ALL DIMENSIONS ARE TO FRAMING & OR CONCRETE UNLESS INDICATED OTHERWISE

SHEET NUMBER: ARCHITECTURAL PLANS A:3

Landscape Plan

PRINTED: Tuesday, November 3, 2026 - 4:33 PM



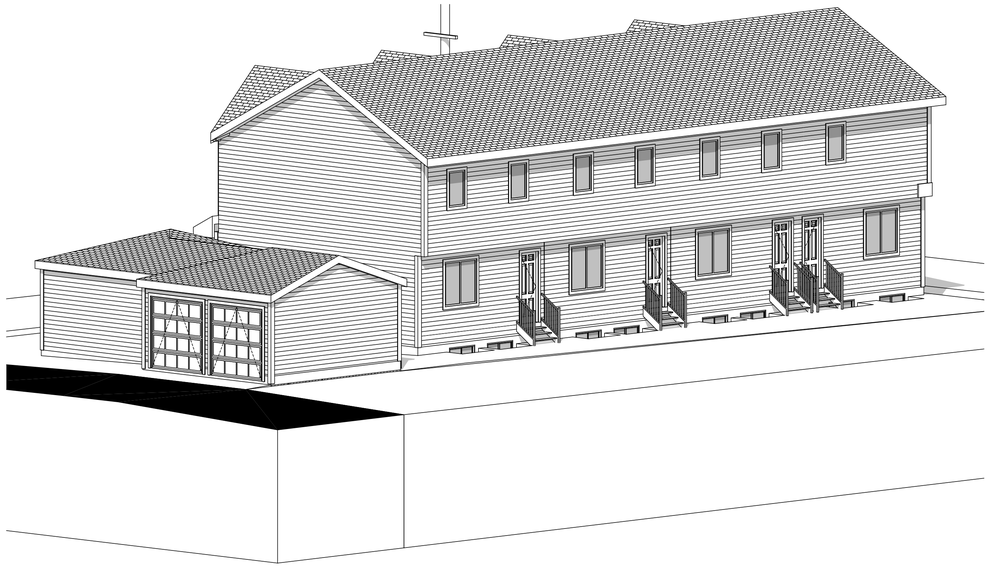





AMENDED DRAWINGS

DP No	Date Received
DP2026-00397	2026-11-09

THESE DRAWINGS REFER TO THE ABOVE DEVELOPMENT PERMIT NO.

DP/Arch Approval Drawings

Not for Construction

DESIGNER:

Gaillard Design & Plan
RESIDENTIAL | MULTI HOUSING | ALTERATIONS | REPAIRS
Professional Drafting Services for Residential Projects
CALGARY, ALBERTA
CELL: 403-703-7322
E-MAIL: tdgaillard@gaillarddesign.com
WEB SITE: gaillarddesignandplan.com

BUILDER:

TBD

NOTES:

THESE DOCUMENTS, AND INSTRUMENTS OF SERVICE PREPARED BY AND ON THE RESULTS OF GAILLARD DESIGN & PLAN ARE FOR PUBLICATION REQUIRES WRITTEN APPROVAL FROM GAILLARD DESIGN & PLAN.

THESE DRAWINGS ARE A DIAGRAMMATIC REPRESENTATION ONLY AND INTENDED TO PROVIDE DIMENSIONAL INFORMATION, EXCEPT WHERE DIMENSIONS ARE EXPRESSLY STATED, THEY SHOULD NOT BE RELIED UPON FOR SCALING. PLEASE CONTACT GAILLARD DESIGN & PLAN.

PROJECT INFO:

PROJECT ADDRESS:
2201 26a Street SW

Calgary, AB

LEGAL DESCRIPTION:
Lot 1 & 2 Block 22 Plan 5661O

PROJECT FILE:
GDP2025-300-00m.pln

PROJECT TYPE:

Proposed New Project

BUILDING INFO:

FLOOR PLAN AREAS

1st FLOOR PLAN	2,556
2nd FLOOR PLAN	2,617
	5,173 ft²

GARAGE & BASEMENT AREAS

DRAWING INFO:

DP & Arch Approval

Exterior 3D Model

1" ACTUAL

IF THE ABOVE DIMENSION DOES NOT MEASURE ONE INCH (1") THEN THE DRAWING HAS EITHER BEEN ENLARGED OR REDUCED. AFFECTING ALL LABELED SCALES.

DATE: (MM/DD/YYYY)	11/3/2026
SCALE:	AS NOTED
SHEET SIZE:	36"x24"
DRAWN BY:	TDG

NOTE: ALL DIMENSIONS ARE TO FRAMING &/OR CONCRETE UNLESS INDICATED OTHERWISE

SHEET MODEL: ARCHITECTURAL PLANS

A:4

3D Elevations

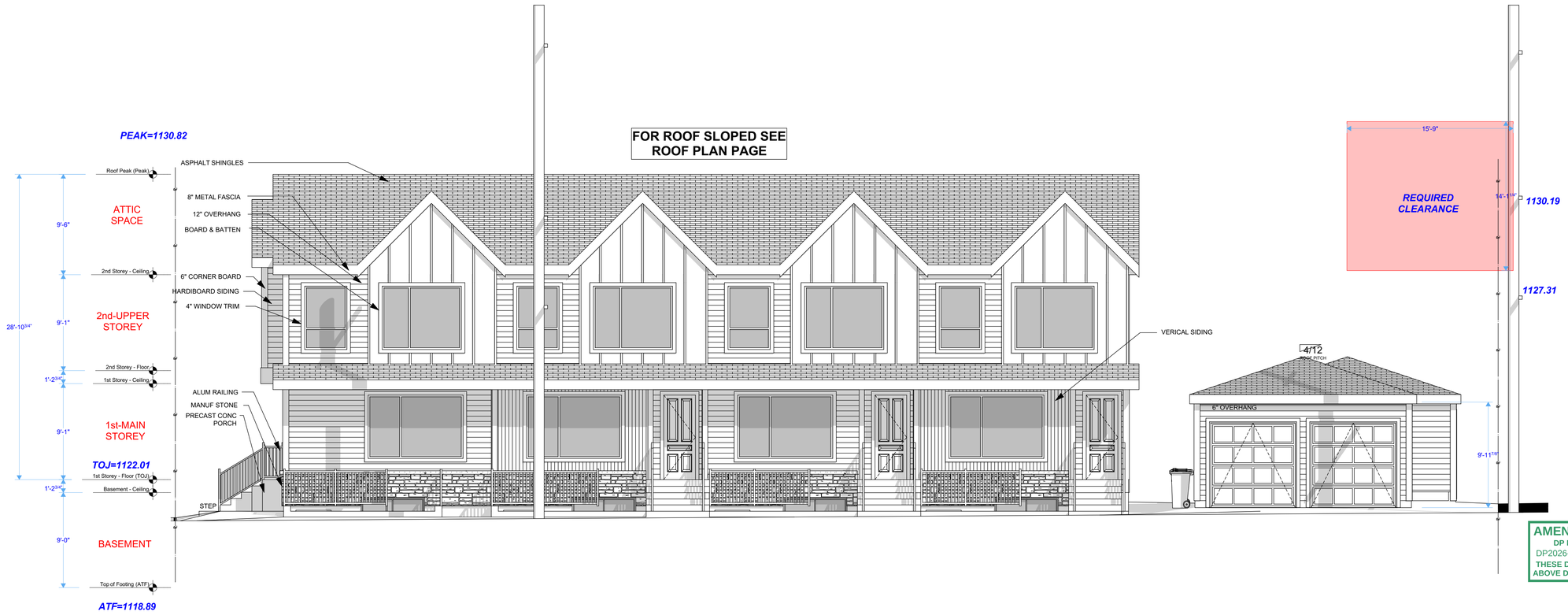

Front Elevation - Proposed

SCALE: 3/16" = 1'-0"

AMENDED DRAWINGS

DP No	Date Received
DP2026-00397	2026-11-09

THESE DRAWINGS REFER TO THE ABOVE DEVELOPMENT PERMIT NO.

Exterior Windows, Doors & Skylights: Performance Requirements (ABC 9.7.4.3)

- Geographical Location:	Zones 6 & 7A
- Product Height above grade:	10 m
- Terrain Exposure Type:	Rough
- Min Performance Class:	R
- Min Performance Grade:	25
- Min Possitive Design Pressure:	1200 Pa
- Min Negative Design Pressure:	1200 Pa
- Min Water Penetration Test Pressure:	260 Pa
- Min Canadian Air Infiltration/Exfiltration Rating:	A2*
- Max U-Value (Doors & Windows):	1.6
- Max U-Value (Skylights):	2.7
- Max U-Value (Glass Block):	2.9
- Max U-Value (Overhead Doors):	1.1

* An A3 or fixed rating exeeds the performance of an A2 rating.

Supplier to ensure conformity to AAMA/WDMA/CSA 101/I.S.2/A440 "NAFS - North American Fenestration Standard/Specification for Windows, Doors & Skylight" (Harmonized Standard)

DP/Arch Approval Drawings
Not for Construction

DESIGNER:
Gaillard Design & Plan
Architectural Design & Permit Drawings for Residential Projects
CALGARY, ALBERTA
CELL: 403-703-7322
E-MAIL: tom@gaillardesignandplan.com
WEB SITE: gaillardesignandplan.com

BUILDER:
TBD

NOTES:
THESE DOCUMENTS ARE INSTRUMENTS OF SERVICE AND AS SUCH REMAIN THE PROPERTY OF GAILLARD DESIGN & PLAN USE OR PUBLICATION REQUIRES WRITTEN APPROVAL FROM GAILLARD DESIGN & PLAN.

THESE DRAWINGS ARE A GRAPHIC REPRESENTATION AND ARE NOT INTENDED TO PROVIDE DIMENSIONAL INFORMATION EXCEPT WHERE DIMENSIONS ARE SPECIFICALLY INDICATED. SHOULD YOU REQUIRE ADDITIONAL DIMENSIONS, PLEASE CONTACT GAILLARD DESIGN & PLAN.

PROJECT INFO:
PROJECT ADDRESS:
2201 26a Street SW
Calgary, AB
LEGAL DESCRIPTION:
Lot 1 & 2 Block 22 Plan 56610
PROJECT FILE:
GDP2025-300-00m.pln

PROJECT TYPE:
Proposed New Project

BUILDING INFO:
FLOOR PLAN AREAS:

1st FLOOR PLAN	2,556
2nd FLOOR PLAN	2,617
	5,173.8'

GARAGE & BASEMENT AREAS:

DRAWING INFO:
DP & Arch Approval
Exterior Elevations

1" ACTUAL
IF THE ABOVE DIMENSION DOES NOT MEASURE ONE INCH (1") EXACTLY, THIS DRAWING WILL HAVE BEEN ENLARGED OR REDUCED, AFFECTING ALL LABELED SCALES.

DATE:	MM/DD/YYYY 11/3/2026
SCALE:	AS NOTED
SHEET SIZE:	36"x24"
DRAWN BY:	TDG

NOTE: ALL DIMENSIONS ARE TO FRAMING &/OR CONCRETE UNLESS INDICATED OTHERWISE

SHEET INDEX: ARCHITECTURAL PLANS A:5

Front Elevation

PRINTED: Tuesday, November 3, 2026 - 8:33:00

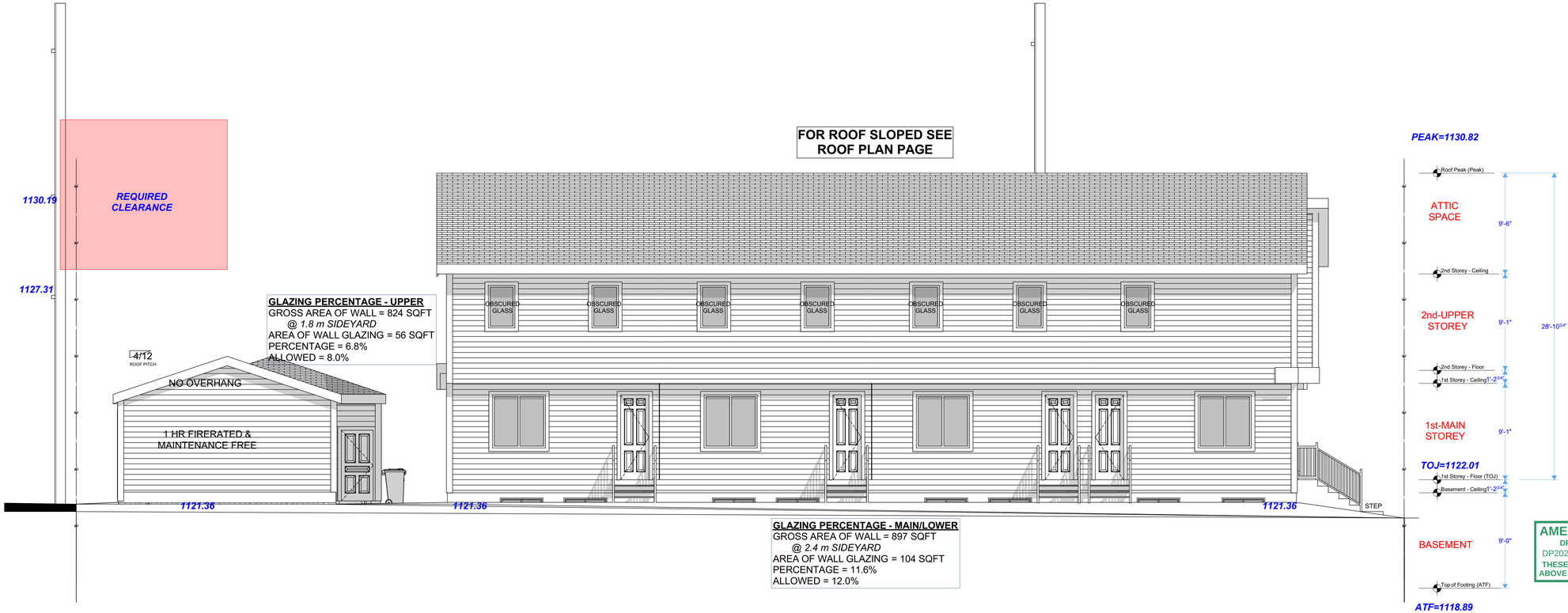

GLAZING PERCENTAGE - UPPER
GROSS AREA OF WALL = 824 SQFT
@ 1.8 m SIDEYARD
AREA OF WALL GLAZING = 56 SQFT
PERCENTAGE = 6.8%
ALLOWED = 8.0%

GLAZING PERCENTAGE - MAIN/LOWER
GROSS AREA OF WALL = 897 SQFT
@ 2.4 m SIDEYARD
AREA OF WALL GLAZING = 104 SQFT
PERCENTAGE = 11.6%
ALLOWED = 12.0%

Rear Elevation - Proposed

SCALE: 3/16" = 1'-0"

AMENDED DRAWINGS
DP No: DP2026-00397
Date Received: 2026-11-09
THESE DRAWINGS REFER TO THE ABOVE DEVELOPMENT PERMIT NO.

Exterior Windows, Doors & Skylights: Performance Requirements (ABC 9.7.4.3)

- Geographical Location:	Zones 6 & 7A
- Product Height above grade:	10 m
- Terrain Exposure Type:	Rough
- Min Performance Class:	R
- Min Performance Grade:	25
- Min Possitive Design Pressure:	1200 Pa
- Min Negative Design Pressure:	1200 Pa
- Min Water Penetration Test Pressure:	260 Pa
- Min Canadian Air Infiltration/Exfiltration Rating:	A2*
- Max U-Value (Doors & Windows):	1.6
- Max U-Value (Skylights):	2.7
- Max U-Value (Glass Block):	2.9
- Max U-Value (Overhead Doors):	1.1

* An A3 or fixed rating exeeds the performance of an A2 rating.

Supplier to ensure conformity to AAMA/WDMA/CSA 101/I.S.2/A440 "NAFS - North American Fenestration Standard/Specification for Windows, Doors & Skylight" (Harmonized Standard)

DP/Arch Approval Drawings
Not for Construction

DESIGNER:

Gaillard Design & Plan
IMAGINE · CREATE · VISUALIZE · ILLUSTRATE · INFORM
Architectural Design & Permit Drawings for Residential Projects
CALGARY, ALBERTA
CELL: 403-703-7303
E-MAIL: gaillarddesignandplan@shaw.com
WEB SITE: gaillarddesignandplan.com

BUILDER:

TBD

NOTES:

THESE DOCUMENTS ARE INSTRUMENTS OF SERVICE AND SHALL REMAIN THE PROPERTY OF GAILLARD DESIGN & PLAN. USE OR PUBLICATION REQUIRES WRITTEN APPROVAL FROM GAILLARD DESIGN & PLAN.

THESE DRAWINGS ARE A GRAPHIC REPRESENTATION AND ARE NOT INTENDED TO PROVIDE DIMENSIONAL INFORMATION, EXCEPT WHERE DIMENSIONS ARE SPECIFICALLY INDICATED. DO NOT SCALE DRAWINGS FOR DIMENSIONS. PLEASE CONTACT GAILLARD DESIGN & PLAN.

PROJECT INFO:

PROJECT ADDRESS:
2201 26a Street SW
Calgary, AB

LEGAL DESCRIPTION:
Lot 1 & 2 Block 22 Plan 56610

PROJECT FILE:
GDP2025-300-00m.pln

PROJECT TYPE:

Proposed New Project

BUILDING INFO:

FLOOR PLAN AREAS

1st FLOOR PLAN	2,596
2nd FLOOR PLAN	2,617
	5,173 ft²

GARAGE & BASEMENT AREAS

DRAWING INFO:

DP & Arch Approval
Exterior Elevations

1/4" ACTUAL

IF THE ABOVE DIMENSION DOES NOT MEASURE ONE INCH (1") EXACTLY, THIS DRAWING WILL HAVE BEEN ENLARGED OR REDUCED, AFFECTING ALL LABELED SCALES

DATE:	MM/DD/YYYY 11/3/2026
SCALE:	AS NOTED
SHEET SIZE:	36"x24"
DRAWN BY:	TDG

NOTE: ALL DIMENSIONS ARE TO FRAMING &/OR CONCRETE UNLESS INDICATED OTHERWISE

SHEET INDEX: ARCHITECTURAL PLANS
A:6

Rear Elevation

PRINTED: Tuesday, November 3, 2026 3:13 PM

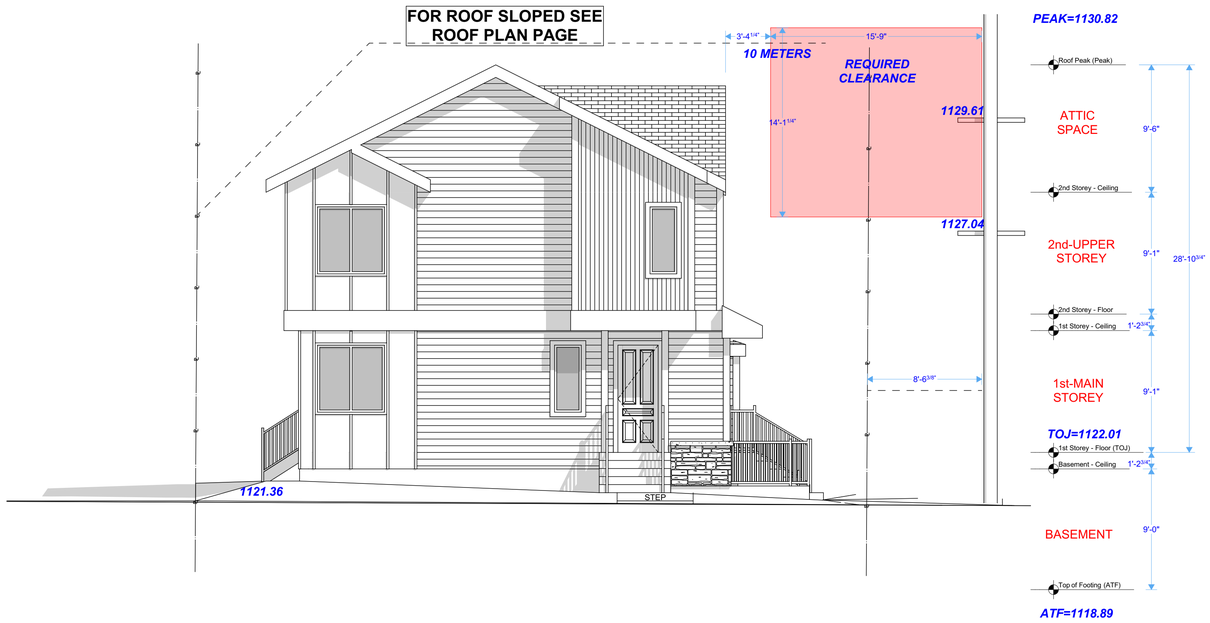

Left Elevation - Proposed

SCALE: 3/16" = 1'-0"

AMENDED DRAWINGS
DP No: DP2026-00397
Date Received: 2026-11-09
THESE DRAWINGS REFER TO THE ABOVE DEVELOPMENT PERMIT NO.

Exterior Windows, Doors & Skylights: Performance Requirements (ABC 9.7.4.3)

- Geographical Location:	Zones 6 & 7A
- Product Height above grade:	10 m
- Terrain Exposure Type:	Rough
- Min Performance Class:	R
- Min Performance Grade:	25
- Min Possitive Design Pressure:	1200 Pa
- Min Negative Design Pressure:	1200 Pa
- Min Water Penetration Test Pressure:	260 Pa
- Min Canadian Air Infiltration/Exfiltration Rating:	A2*
- Max U-Value (Doors & Windows):	1.6
- Max U-Value (Skylights):	2.7
- Max U-Value (Glass Block):	2.9
- Max U-Value (Overhead Doors):	1.1

* An A3 or fixed rating exeeds the performance of an A2 rating.

Supplier to ensure conformity to AAMA/WDMA/CSA 101/I.S.2/A440 "NAFS - North American Fenestration Standard/Specification for Windows, Doors & Skylight" (Harmonized Standard)

DP/Arch Approval Drawings
Not for Construction

DESIGNER:
Gaillard Design & Plan
IMAGINE · CREATE · VISUALIZE · ILLUSTRATE · INFORM
Architectural Design & Permit Drawings for Residential Projects
CALGARY, ALBERTA
CELL: 403-703-7303
E-MAIL: gaillarddesign@hotmail.com
WEB SITE: gaillarddesignandplan.com

BUILDER:
TBD

NOTES:
THESE DOCUMENTS ARE INSTRUMENTS OF SERVICE AND SUCH REMAIN THE PROPERTY OF GAILLARD DESIGN & PLAN. USE OR PUBLICATION REQUIRES WRITTEN APPROVAL FROM GAILLARD DESIGN & PLAN.

THESE DRAWINGS ARE A GRAPHIC REPRESENTATION AND ARE NOT INTENDED TO PROVIDE DIMENSIONAL INFORMATION, EXCEPT WHERE DIMENSIONS ARE SPECIFICALLY INDICATED. DO NOT SCALE DRAWINGS FOR DIMENSIONS. PLEASE CONTACT GAILLARD DESIGN & PLAN.

PROJECT INFO:
PROJECT ADDRESS:
2201 26a Street SW
Calgary, AB
LEGAL DESCRIPTION:
Lot 1 & 2 Block 22 Plan 5661O
PROJECT FILE:
GDP2025-300-00m.pln

PROJECT TYPE:
Proposed New Project

BUILDING INFO:
FLOOR PLAN AREAS
1st FLOOR PLAN 2,556
2nd FLOOR PLAN 2,617
5,173 ft²
GARAGE & BASEMENT AREAS

DRAWING INFO:
DP & Arch Approval
Exterior Elevations

1" ACTUAL
IF THE ABOVE DIMENSION DOES NOT MEASURE 1" ACTUAL, THE EXACTNESS OF THIS DRAWING HAS HAVE BEEN ENLARGED OR REDUCED. AFFECTING ALL LABELED SCALES.

DATE:	MM/DD/YYYY 11/3/2026
SCALE:	AS NOTED
SHEET SIZE:	36"x24"
DRAWN BY:	TDG

NOTE: ALL DIMENSIONS ARE TO FRAMING &/OR CONCRETE UNLESS INDICATED OTHERWISE

Left Elevation

SHEET INDEX
ARCHITECTURAL PLANS
A:7

PRINTED: Tuesday, November 3, 2026 - 9:33 AM

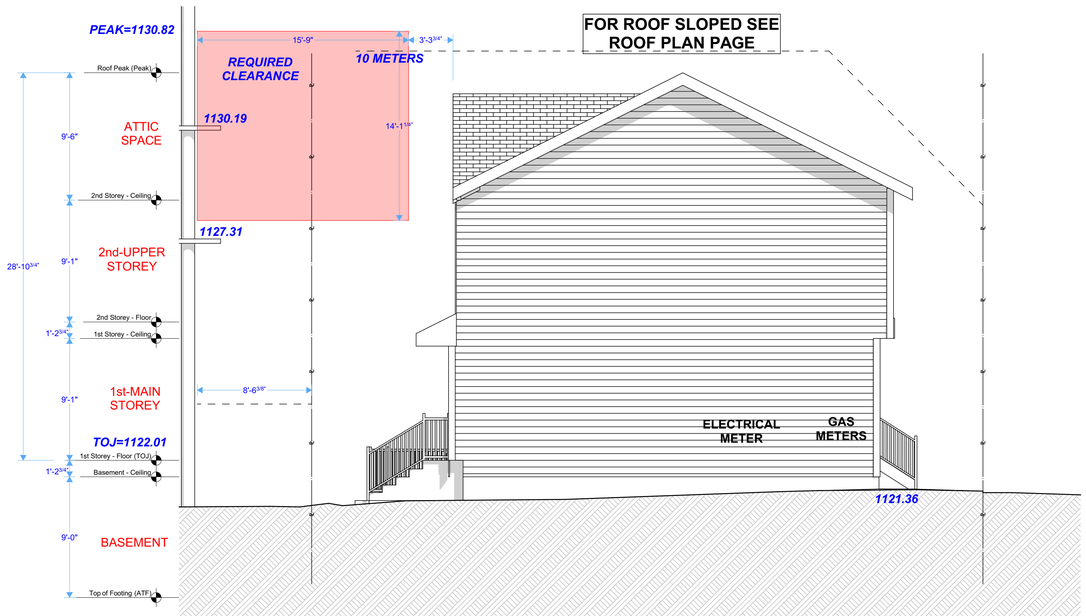

Right Elevation - Proposed

SCALE: 3/16" = 1'-0"

AMENDED DRAWINGS
DP No: DP2026-00397
Date Received: 2026-11-09
THESE DRAWINGS REFER TO THE ABOVE DEVELOPMENT PERMIT NO.

Exterior Windows, Doors & Skylights: Performance Requirements (ABC 9.7.4.3)

- Geographical Location:	Zones 6 & 7A
- Product Height above grade:	10 m
- Terrain Exposure Type:	Rough
- Min Performance Class:	R
- Min Performance Grade:	25
- Min Possitive Design Pressure:	1200 Pa
- Min Negative Design Pressure:	1200 Pa
- Min Water Penetration Test Pressure:	260 Pa
- Min Canadian Air Infiltration/Exfiltration Rating:	A2*
- Max U-Value (Doors & Windows):	1.6
- Max U-Value (Skylights):	2.7
- Max U-Value (Glass Block):	2.9
- Max U-Value (Overhead Doors):	1.1

* An A3 or fixed rating exeeds the performance of an A2 rating.

Supplier to ensure conformity to AAMA/WDMA/CSA 101/I.S.2/A440 "NAFS - North American Fenestration Standard/Specification for Windows, Doors & Skylight" (Harmonized Standard)

DP/Arch Approval Drawings
Not for Construction

DESIGNER:
Gaillard Design & Plan
IMAGINE · CREATE · VISUALIZE · ILLUSTRATE · INFORM
Architectural Design & Permit Drawings for Residential Projects
CALGARY, ALBERTA
CELL: 403-703-7303
E-MAIL: gaillarddesignandplan@telus.com
WEB SITE: gaillarddesignandplan.com

BUILDER:
TBD

NOTES:
THESE DOCUMENTS ARE INSTRUMENTS OF SERVICE AND SUCH REMAIN THE PROPERTY OF GAILLARD DESIGN & PLAN. USE OR PUBLICATION REQUIRES WRITTEN APPROVAL FROM GAILLARD DESIGN & PLAN.

THESE DRAWINGS ARE A GRAPHIC REPRESENTATION AND ARE NOT INTENDED TO PROVIDE DIMENSIONAL INFORMATION, EXCEPT WHERE DIMENSIONS ARE SPECIFICALLY INDICATED. DO NOT SCALE DRAWINGS FOR DIMENSIONS. PLEASE CONTACT GAILLARD DESIGN & PLAN.

PROJECT INFO:
PROJECT ADDRESS:
2201 26a Street SW
Calgary, AB
LEGAL DESCRIPTION:
Lot 1 & 2 Block 22 Plan 5661O
PROJECT FILE:
GDP2025-300-00m pln

PROJECT TYPE:
Proposed New Project

BUILDING INFO:
FLOOR PLAN AREAS]

1st FLOOR PLAN	2,556
2nd FLOOR PLAN	2,617
	5,173 ft²

GARAGE & BASEMENT AREAS]

DRAWING INFO:
DP & Arch Approval
Exterior Elevations

1" ACTUAL
IF THE ABOVE DIMENSION DOES NOT MEASURE 1" ON THIS DRAWING, THE EXACTLY THIS DRAWING WILL HAVE BEEN ENLARGED OR REDUCED. AFFECTING ALL LABELED SCALES.

DATE:	MM/DD/YYYY 11/3/2026
SCALE:	AS NOTED
SHEET SIZE:	36"x24"
DRAWN BY:	TDG

NOTE: ALL DIMENSIONS ARE TO FRAMING &/OR CONCRETE UNLESS INDICATED OTHERWISE

Right Elevation

SHEET NUMBER
ARCHITECTURAL PLANS
A:8

PRINTED: Tuesday, November 3, 2026 - 9:33 AM

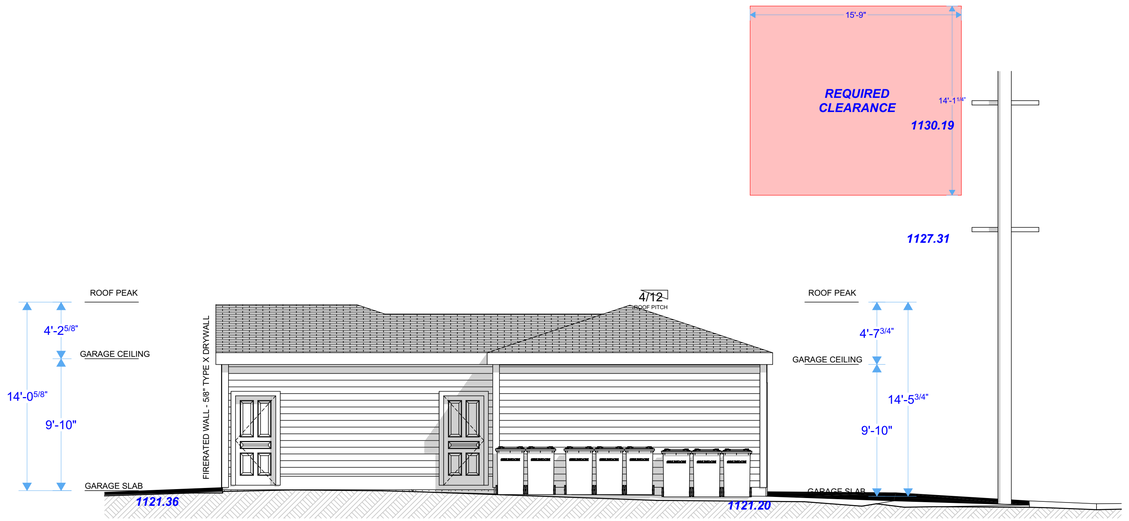

Left Elevation - Garage

SCALE: 3/16" = 1'-0"

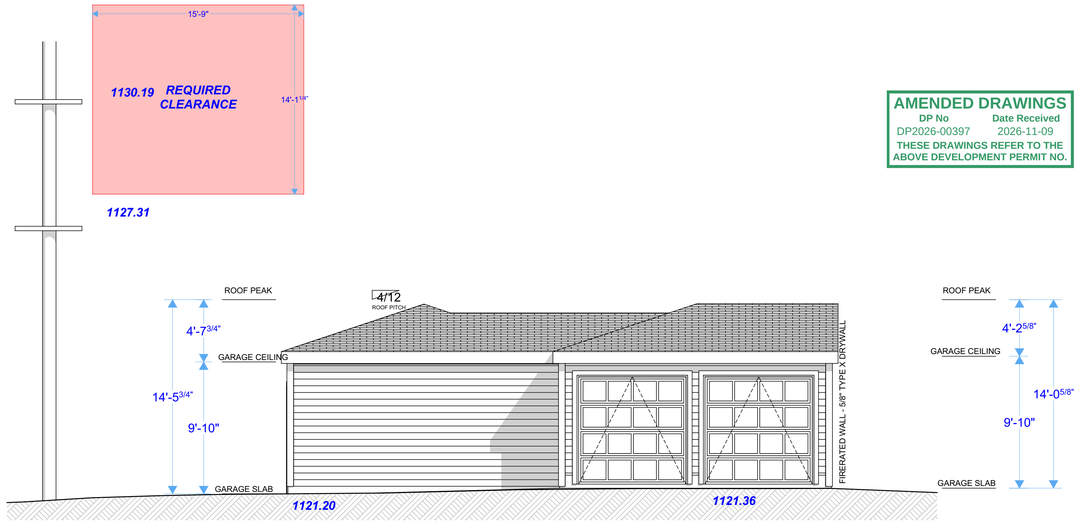

Right Elevation - Garage

SCALE: 3/16" = 1'-0"

AMENDED DRAWINGS

DP No	Date Received
DP2026-00397	2026-11-09

THESE DRAWINGS REFER TO THE ABOVE DEVELOPMENT PERMIT NO.

Exterior Windows, Doors & Skylights: Performance Requirements (ABC 9.7.4.3)

- Geographical Location:	Zones 6 & 7A
- Product Height above grade:	10 m
- Terrain Exposure Type:	Rough
- Min Performance Class:	R
- Min Performance Grade:	25
- Min Possitive Design Pressure:	1200 Pa
- Min Negative Design Pressure:	1200 Pa
- Min Water Penetration Test Pressure:	260 Pa
- Min Canadian Air Infiltration/Exfiltration Rating:	A2*
- Max U-Value (Doors & Windows):	1.6
- Max U-Value (Skylights):	2.7
- Max U-Value (Glass Block):	2.9
- Max U-Value (Overhead Doors):	1.1

* An A3 or fixed rating exeeds the performance of an A2 rating.

Supplier to ensure conformity to AAMA/WDMA/CSA 101/I.S.2/A440 "NAFS - North American Fenestration Standard/Specification for Windows, Doors & Skylight" (Harmonized Standard)

DP/Arch Approval Drawings
Not for Construction

DESIGNER:
Gaillard Design & Plan
CALGARY, ALBERTA
CELL: 403-703-7322
E-MAIL: tom@gaillarddesignandplan.com
WEB SITE: gaillarddesignandplan.com

BUILDER:
TBD

NOTES:
THESE DOCUMENTS ARE INSTRUMENTS OF SERVICE AND AS SUCH REMAIN THE PROPERTY OF GAILLARD DESIGN & PLAN USE OR PUBLICATION REQUIRES WRITTEN APPROVAL FROM GAILLARD DESIGN & PLAN.
THESE DRAWINGS ARE A GRAPHIC REPRESENTATION AND ARE NOT INTENDED TO PROVIDE DIMENSIONAL INFORMATION EXCEPT WHERE DIMENSIONS ARE SPECIFICALLY INDICATED. SHOULD YOU REQUIRE ADDITIONAL DIMENSIONS, PLEASE CONTACT GAILLARD DESIGN & PLAN.

PROJECT INFO:
PROJECT ADDRESS:
2201 26a Street SW
Calgary, AB
LEGAL DESCRIPTION:
Lot 1 & 2 Block 22 Plan 56610
PROJECT FILE:
GDP2025-300-00m.pln

PROJECT TYPE:
Proposed New Project

BUILDING INFO:
FLOOR PLAN AREAS:

1st FLOOR PLAN	2,556
2nd FLOOR PLAN	2,617
	5,173 ft²

GARAGE & BASEMENT AREAS:

DRAWING INFO:
DP & Arch Approval
Exterior Elevations

1" ACTUAL
IF THE ABOVE DIMENSION DOES NOT MEASURE ONE INCH (1") EXACTLY, THIS DRAWING WILL HAVE BEEN ENLARGED OR REDUCED, AFFECTING ALL LABELED SCALES.

DATE:	MM/DD/YYYY 11/3/2026
SCALE:	AS NOTED
SHEET SIZE:	36"x24"
DRAWN BY:	TDG

NOTE: ALL DIMENSIONS ARE TO FRAMING &/OR CONCRETE UNLESS INDICATED OTHERWISE

SHEET INDEX: ARCHITECTURAL PLANS
A:9

Left & Right Elevation - Garage

PRINTED: Tuesday, November 3, 2026 - 8:33:00

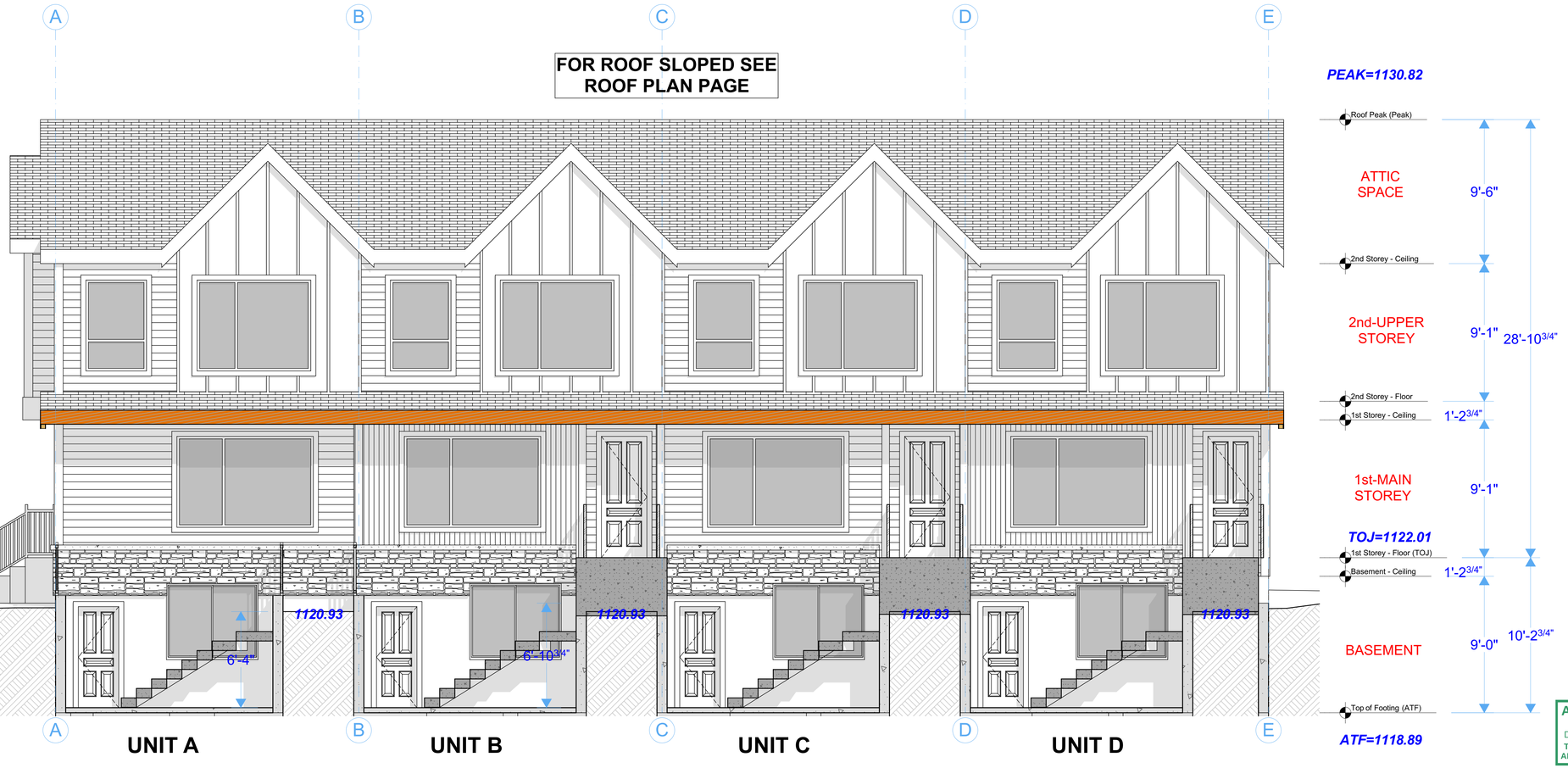

Building Section A - Proposed

SCALE: 1/4" = 1'-0"

AMENDED DRAWINGS

DP No	Date Received
DP2026-00397	2026-11-09

THESE DRAWINGS REFER TO THE ABOVE DEVELOPMENT PERMIT NO.

DP/Arch Approval Drawings

Not for Construction

DESIGNER:

Gaillard Design & Plan
IMAGINE · CREATE · VISUALIZE · ILLUSTRATE · INFORM
Architectural Design & Permit Drawings for Residential Projects
CALGARY, ALBERTA
CELL: 403-703-7303
E-MAIL: CGD@gaillarddesignandplan.com
WEB SITE: gaillarddesignandplan.com

BUILDER:

TBD

NOTES:

THESE DOCUMENTS ARE INSTRUMENTS OF SERVICE AND SUCH REMAIN THE PROPERTY OF GAILLARD DESIGN & PLAN. USE OR PUBLICATION REQUIRES WRITTEN APPROVAL FROM GAILLARD DESIGN & PLAN.

THESE DRAWINGS ARE A GRAPHIC REPRESENTATION AND ARE INTENDED TO PROVIDE DIMENSIONAL INFORMATION, EXCEPT WHERE DIMENSIONS ARE SPECIFICALLY STATED, DO NOT SCALE DRAWINGS FOR DIMENSIONS. PLEASE CONTACT GAILLARD DESIGN & PLAN.

PROJECT INFO:

PROJECT ADDRESS:
2201 26a Street SW
Calgary, AB

LEGAL DESCRIPTION:
Lot 1 & 2 Block 22 Plan 5661O

PROJECT FILE:
GDP2025-300-00m.pln

PROJECT TYPE:
Proposed New Project

BUILDING INFO:

FLOOR PLAN AREAS

1st FLOOR PLAN	2,556
2nd FLOOR PLAN	2,617
	5,173 ft²

GARAGE & BASEMENT AREAS

DRAWING INFO:
DP & Arch Approval
Building Sections

IF ACTUAL
IF THE ABOVE DIMENSION DOES NOT MEASURE ONE INCH (1") EXACTLY, THIS DRAWING WILL BE INCORRECTLY ENLARGED OR REDUCED. AFFECTING ALL LABELED SCALES

	MM/DD/YYYY
DATE:	11/3/2026
SCALE:	AS NOTED
SHEET SIZE:	36"X24"
DRAWN BY:	TDG

NOTE: ALL DIMENSIONS ARE TO FRAMING &/OR CONCRETE UNLESS INDICATED OTHERWISE

SHEET MARK: ARCHITECTURAL PLANS
A:13

Building Section A-A

PRINTED: Tuesday, November 3, 2026 - 8:33 AM