DRAWING SYMBOLS LEGEND

ROOM TAGS

ROOM TAG

Name — ROOM NAME
101 — ROOM NUMBER

ROOM FINISH TAG

Name — ROOM NAME
101 — ROOM NUMBER
WALL FINISH — W 1 WWWW | F 3 WWWW — FLOOR FINISH
DOOR & TRIM FINISH — D 2 WWWW | B 4 WWWW — BASEBOARD FINISH
C 5 WWWW — CEILING FINISH

ASSEMBLY TAGS

FLOOR TAG: XX — FLOOR NO.
WALL TAG: XX — WALL NO.
CEILING TAG: CLG. NO. XX — CLG. HEIGHT 1' - 0"

EXITING TAGS

EXIT DOOR TAG: NEW EXIT "A"
EXIT PATH TAG: XX

OPENING TAGS

DOOR TAG: XX — DOOR NO.
WINDOW TAG: 1 | xxx" — WINDOW NO. — LINTEL HEIGHT

ANNOTATION TAGS

DRAWING NOTE TAGS: XX-XX
MATERIAL TAGS: XX.XX.XX

VIEW TITLE

PN — TRUE NORTH / PROJECT NORTH
TN
VIEW No. 1 / REF. PAGE A.X.X.X — VIEW TITLE X/XX" = 1'-0" — VIEW SCALE

DOOR SYMBOLS

EXISTING DOOR

NEW DOOR

CALLOUT SYMBOLS

DETAIL CALLOUT: VIEW No. 1 / REF. PAGE A.X.X.X
SECTION CALLOUT: VIEW No. 1 / REF. PAGE A.X.X.X
ELEVATION CALLOUT: VIEW No. 1 / REF. PAGE A.X.X.X

GENERAL NOTES

- CONTRACTOR SHALL UNDERTAKE ALL WORK IN ACCORDANCE WITH THE NBC (AE) 2023

- CONTRACTOR SHALL BE RESPONSIBLE FOR PERMITS AND INSPECTIONS REQUIRED BY THE AUTHORITY WITHIN THE RESPECTED JURISDICTION

- CONTRACTOR SHALL BE RESPONSIBLE FOR ALL NECESSARY STAMPED DRAWINGS REQUIRED FOR PLAN CHECKERS

- CONTRACTOR IS RESPONSIBLE FOR ALL EXTRA COSTS INCURRED FOR CHANGES REQUIRED BY PLAN CHECKERS IF CONSTRUCTION STARTS PRIOR TO BUILDING PERMIT APPROVAL

- NO CONTRACT REVISIONS OR EXTRAS WILL BE ALLOWED FOR FAILURE TO VERIFY SITE CONDITIONS AND DIMENSIONS. REPORT TO DESIGNER IF CLARIFICATION BETWEEN DRAWINGS AND/OR SPECIFICATIONS IS REQUIRED. A MINIMUM OF SEVEN (7) DAYS PRIOR TO THE COMMENCEMENT OF WORK. CONTRACTOR SHALL, AT HIS OWN EXPENSE, ALTER ANY COMPLETED WORK TO THE SATISFACTION OF THE DESIGNER AS A RESULT OF FAILURE TO NOTIFY THE DESIGNER OF CONFLICTS BETWEEN INDIVIDUAL DRAWINGS AND/OR EXISTING SITE CONDITIONS

- CONTRACTOR SHALL BE FAMILIARIZED WITH THE SITE CONDITIONS AND THE LANDLORD'S CONSTRUCTION REQUIREMENTS, PRIOR TO BID SUBMISSION. CONTRACTOR SHALL ACCEPT SITE AS IS AND ASSUME ALL COSTS TO ENSURE PREMISES ARE COMPLETED FOR INTENDED USE

- CONTRACTOR SHALL CONDUCT A MANDATORY SITE REVIEW PRIOR TO COMMENCEMENT OF WORK. ANY SITE CONDITIONS WHICH ARE DIFFERENT THAN SHOWN SHALL BE REPORTED TO THE CONSULTANT IMMEDIATELY

- DIMENSIONS SHOWN ARE FROM THE FACE OF DRYWALL TO THE FACE OF DRYWALL UNLESS NOTED OTHERWISE. ANY DIMENSIONS NOT SHOWN OR DEEMED QUESTIONABLE IS TO BE VERIFIED BY DESIGNER. DO NOT SCALE DRAWINGS

- INSTALL CONCEALED BLOCKING IN WALLS PRIOR TO INSTALLATION OF DRYWALL AT ALL AREAS REQUIRING SUPPORT FOR SURFACE MOUNTED EQUIPMENT OR MATERIALS, INCLUDING BUT NOT LIMITED TO MILLWORK, CASEWORK, TRIM AND FURNITURE

- CONTRACTOR SHALL ENSURE PARTITIONS AND DOORS ARE ADJUSTED IN THICKNESS TO FULLY RECESS DOOR HARDWARE AND ELECTRICAL EQUIPMENT

- DESIGN CONSULTANTS DRAWINGS SHALL BE READ IN CONJUNCTION WITH MECHANICAL AND ELECTRICAL CONSULTANT'S DRAWINGS IF AVAILABLE

BUILDING CODE ANALYSIS — NBC (AE) 2023 REFERENCE

PROJECT:	25-141 EC - NORTHAM - CURTAIN WALL
PROJECT SCOPE/DESCRIPTION:	EXTERIOR CURTAIN WALL RENOVATION
CIVIL ADDRESS:	#135, 10 SMED LANE SE, CALGARY, AB
LEGAL ADDRESS:	PLAN: 4870JK, BLOCK: 8
LAND USE DESIGNATION:	I-G (INDUSTRIAL GENERAL)

BUILDING HEIGHT:	30FT				
PROJECT AREAS:	SCOPE OF WORK AREA:	65FT - LINEAR			
	UNIT AREA:	17,982.3FT² (1,670.61M²)			
	BUILDING FOOTPRINT:	762,569FT² (70,845M²)			
	MEZZANINE AREAS:	N/A			
# OF STORIES:	ABOVE GRADE:	2	BELOW GRADE:	0	
BUILDING CLASSIFICATION:	3.2.2.76, GROUP F, DIVISION 2, ANY HEIGHT, ANY AREA, SPRINKLERED				
MAJOR OCCUPANCY:	F2 - WAREHOUSE		MINOR OCCUPANCY(IES):	GROUP D - OFFICES	
# OF STREETS FACING:	1				
PERMITTED CONSTRUCTION:	NON-COMBUSTIBLE				
FLOOR FRR:	2HR				
DEMISING WALL FRR:	1HR				
MEZZANINE FRR:	1HR				
ROOF FRR:	NO RATING REQUIRED IF FIRE SUPPRESSION SUPERVISED				
LOADBEARING ASSEMBLY FRR:	NOT LESS THAN REQUIRED BY ASSEMBLY SUPPORTING STRUCTURE				

FIRE SAFETY SYSTEMS	REQUIRED:	PROVIDED:	
FIRE ALARM:	Yes	Yes	
SPRINKLER:	Yes	Yes	
STANDPIPE:	Yes	Yes	

NUMBER OF EXITS:	UNIT = 4	MAXIMUM EXIT PATH OF TRAVEL:	45M
OCCUPANT LOAD:		LOAD SPECIFIED BY:	

BARRIER FREE CONSTRUCTION:	Yes	NOTES:	BASE BUILDING BARRIER FREE ELEMENTS ARE NIS, EXISTING & TO REMAIN

WASHROOM REQUIREMENTS & PROVISION — 3.7.2.2.(16) - WASHROOM COUNTS BASED ON STAFF LOAD

# REQUIRED BY CODE	MEN'S	WOMEN'S	UNIVERSAL	
WATERCLOSETS:				
LAVATORIES:				

# PROVIDED	MEN'S	WOMEN'S	UNIVERSAL	UNISEX	
WATERCLOSETS:					
URINALS:					
LAVATORIES:					

ALL W/CS AND LAVS REQUIRED ARE PROVIDED IN THE EXISTING BASE BUILDING

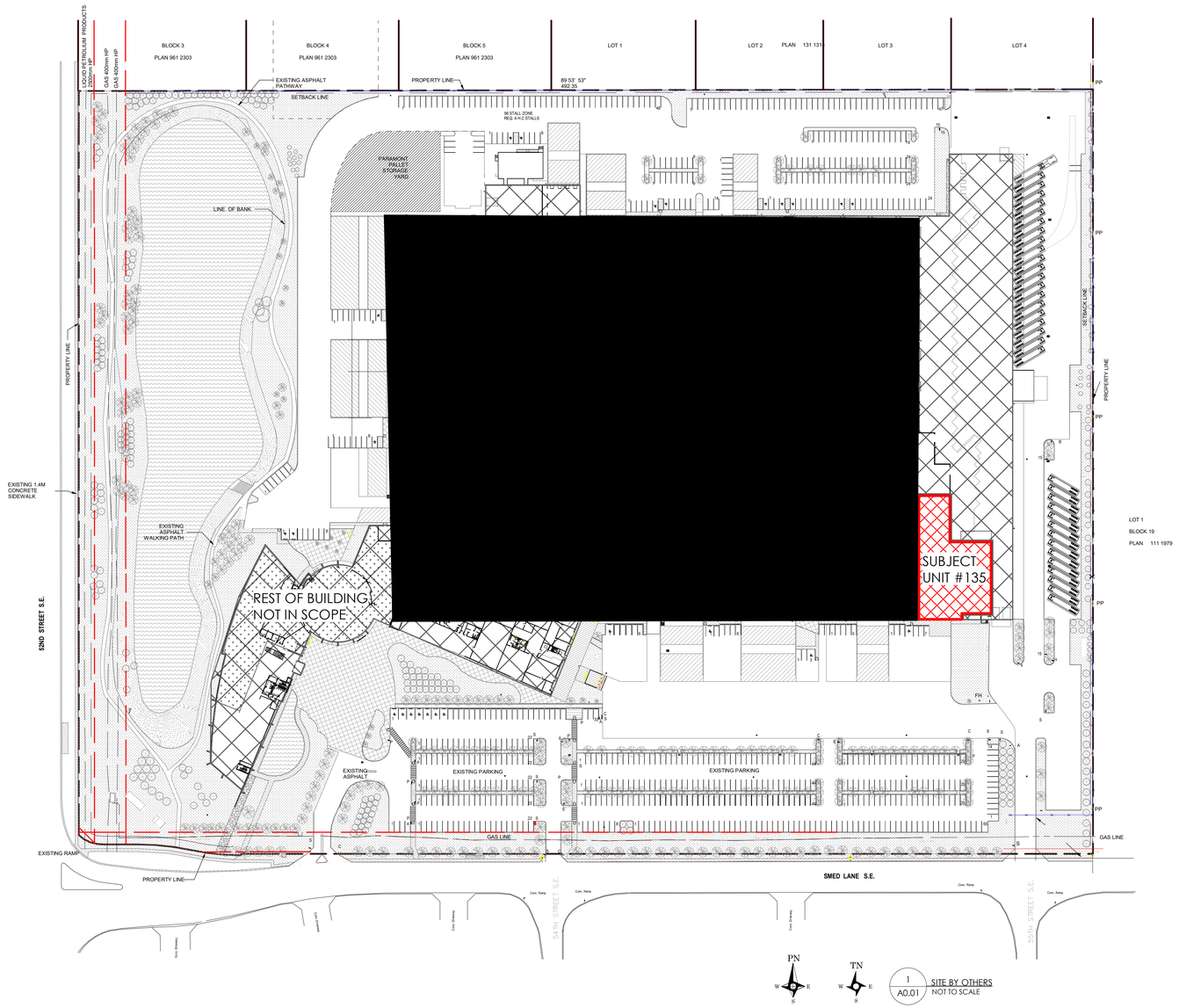

PROJECT CONSULTANT CONTACTS:

ARCHITECTURAL DESIGN

PDG PEAKE DESIGN GROUP

KEN STAVES - PRINCIPAL
EMAIL: KEN@PEAKEDESIGN.CA
PHONE: 1.825.904.9893

KIAN HEBENTON - PROJECT MANAGER
EMAIL: KIAN@PEAKEDESIGN.CA
PHONE: 1.825.904.9900

GENERAL CONTRACTOR

ENGELHART CONSTRUCTION

TOD ENGELHART - PRINCIPAL
EMAIL: TOD@ENGELHARTCONSTRUCTION.CA
PHONE: 1.587.747.0539
CELLULAR: 1.403.608.0558

MATT LAFFERTY - PROJECT MANAGER
EMAIL: MATT@ENGELHARTCONSTRUCTION.CA
PHONE: 1.587.747.0549
CELLULAR: 1.403.878.6800

LINE TYPE LEGEND

- HIDDEN ELEMENT ABOVE
- ROOF O/H
- HIDDEN ELEMENT BELOW
- ELEMENT BEING CUT THROUGH
- ELEMENT IN VIEW
- CENTER LINE
- DEMOLISHED LINE
- DIMENSION LINE (5'-6")
- BREAK LINE

WALL TYPE LEGEND

- EXISTING WALL
- NEW WALL

PLANS FOR EXTERIOR RENOVATIONS TO

10 SMED LANE - CURTAIN WALL

#135, 10 SMED LANE, CALGARY, AB

SHEET LIST

No.	SHEET NAME
A0.01	PROJECT INFORMATION
A0.02	SITE PHOTOS
A1.00	EXISTING SITE PLAN
A1.10	DEMO FLOOR PLAN
A1.20	DEMO EXTERIOR ELEVATION
A2.00	PROPOSED FLOOR PLAN
A3.00	PROPOSED EXTERIOR ELEVATION

No.	REVISION 26-2-4
	DESCRIPTION
2	WASTE & RECYCLING SERVICES

MUNICIPAL

PDG
PEAKE DESIGN GROUP
27, 5080 12A Street S.E. Calgary, AB, T2G 5K9
Phone: (403) 271-8333
Email: info@peakedesign.ca
www.peakedesign.ca

CLIENT / BUILDER

ENGELHART CONSTRUCTION

PROFESSIONAL SEAL

CONSULTANTS

NOTE

DISCLAIMER:
THIS DRAWING IS PROTECTED BY COPYRIGHT LAW AND SHOULD NOT BE REPRODUCED IN ANY MANNER OR FOR ANY PURPOSE EXCEPT BY WRITTEN PERMISSION OF PEAKE DESIGN GROUP

CONTRACTOR SHALL VERIFY AND BE RESPONSIBLE FOR ALL DIMENSIONS AND TO REPORT ANY ERRORS AND/OR OMISSIONS TO PEAKE DESIGN GROUP

DRAWINGS AND SPECIFICATIONS FROM PEAKE DESIGN GROUP COMPRISING THE ENUMERATED ISSUANCE ARE OUR BEST, ACCURATE REPRESENTATION OF DOCUMENTED REVISIONS. IN THE CASE OF ANY DISCREPANCY, OMISSION, OR CONFLICT BETWEEN THE ENUMERATED ISSUANCE DOCUMENTS AND THE PREVIOUS CONTRACT DOCUMENTS, THE CONTRACTOR IS TO PROMPTLY NOTIFY PEAKE DESIGN GROUP.

ISSUE SCHEDULE

No.	DESCRIPTION	DATE
1	ISSUE FOR DP REVIEW	25-12-11
2	ISSUE FOR DP	25-12-15
3	ISSUE FOR BP	26-1-12
4	DTR REVISION	26-2-4

PROJECT

DATE	PROJECT No.
26-2-4	25-141

CLIENT NAME: ENGELHART CONSTRUCTION
PROJECT NAME: 10 SMED LANE - CURTAIN WALL
ADDRESS: #135, 10 SMED LANE, CALGARY, AB

DRAWING

DRAWN	CHECKED
KMH	SBL

DRAWING TITLE: PROJECT INFORMATION

SHEET: A0.01

10 SMED LANE - CURTAIN WALL

25-141



1 A0.02 SITE PHOTO 1
NOT TO SCALE



2 A0.02 SITE PHOTO 2
NOT TO SCALE



3 A0.02 SITE PHOTO 3
NOT TO SCALE



4 A0.02 SITE PHOTO 4
NOT TO SCALE

MUNICIPAL

PDG
PEAKE DESIGN GROUP
27, 5080 12A Street S.E. Calgary, AB, T2G 5K9
Phone: (403) 271-8333
Email: info@peakedesign.ca
www.peakedesign.ca

CLIENT / BUILDER

ENGELHART CONSTRUCTION

PROFESSIONAL SEAL

CONSULTANTS

NOTE

DISCLAIMER:
THIS DRAWING IS PROTECTED BY COPYRIGHT LAW AND SHOULD NOT BE REPRODUCED IN ANY MANNER OR FOR ANY PURPOSE EXCEPT BY WRITTEN PERMISSION OF PEAKE DESIGN GROUP.

CONTRACTOR SHALL VERIFY AND BE RESPONSIBLE FOR ALL DIMENSIONS AND TO REPORT ANY ERRORS AND/OR OMISSIONS TO PEAKE DESIGN GROUP

DRAWINGS AND SPECIFICATIONS FROM PEAKE DESIGN GROUP COMPRISING THE ENUMERATED ISSUANCE ARE OUR BEST, ACCURATE REPRESENTATION OF DOCUMENTED REVISIONS. IN THE CASE OF ANY DISCREPANCY, OMISSION, OR CONFLICT BETWEEN THE ENUMERATED ISSUANCE DOCUMENTS AND THE PREVIOUS CONTRACT DOCUMENTS, THE CONTRACTOR IS TO PROMPTLY NOTIFY PEAKE DESIGN GROUP.

ISSUE SCHEDULE

No.	DESCRIPTION	DATE
1	ISSUE FOR DP REVIEW	25-12-11
2	ISSUE FOR DP	25-12-15
3	ISSUE FOR BP	26-1-12

PROJECT

DATE	PROJECT No.
26-2-4	25-141

CLIENT NAME
ENGELHART CONSTRUCTION

PROJECT NAME
10 SMED LANE - CURTAIN WALL

ADDRESS
#135, 10 SMED LANE, CALGARY, AB

DRAWING

DRAWN	CHECKED
KMH	SBL

DRAWING TITLE
SITE PHOTOS

SHEET
A0.02

10 SMED LANE - CURTAIN WALL
25-141

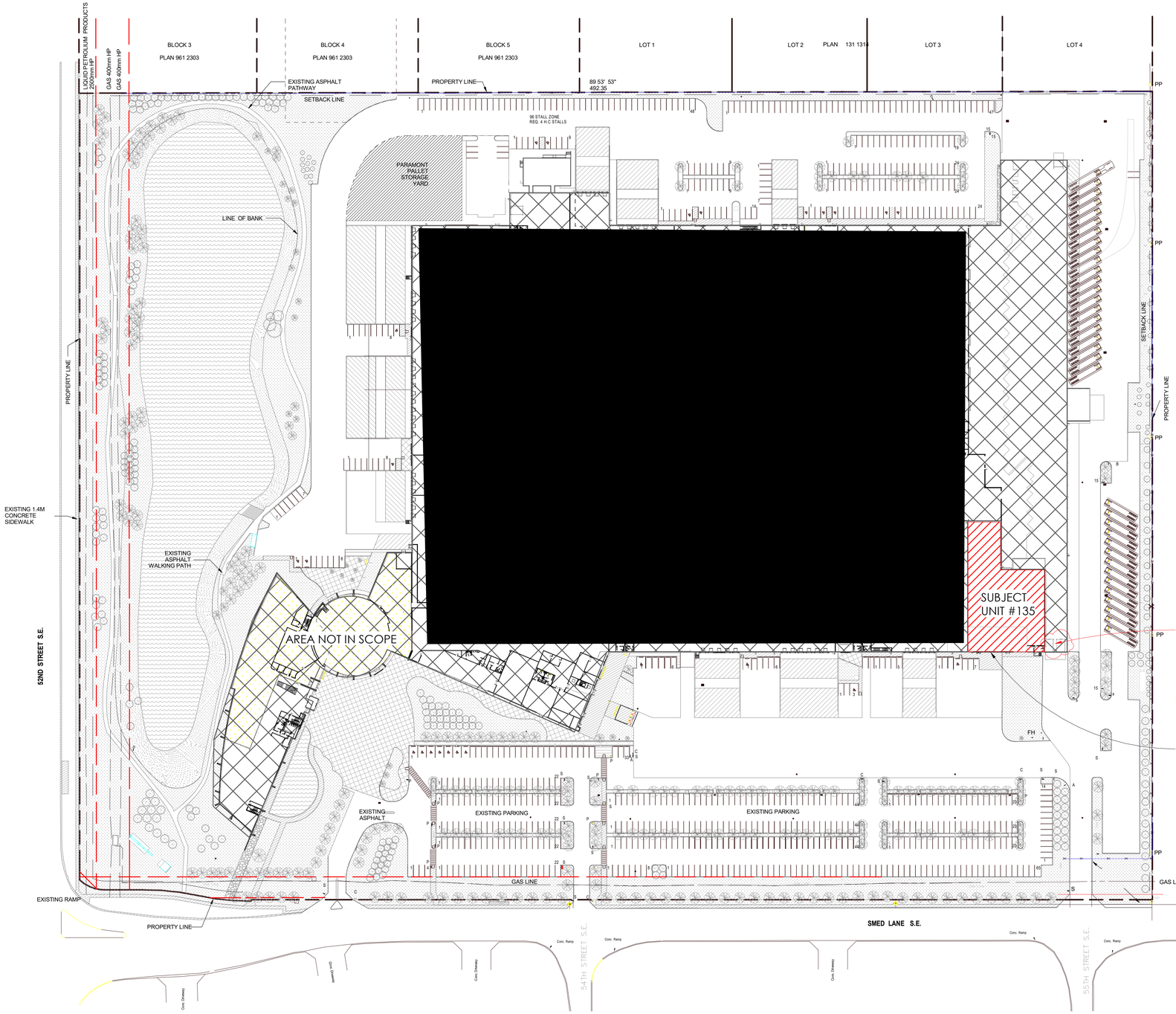

LOT 1

BLOCK 19

PLAN 111 1979

WASTE, RECYCLING, AND ORGANICS STORAGE TO BE LOCATED WITHIN THE INTERIOR DRIVE-IN LOADING DOCK AT THE EAST END OF THE BUILDING, AND IS EXISTING. NO EXTERIOR WASTE STORAGE IS PROPOSED. (2)

AREA OF SCOPE OF WORK

NOTE: SITE IS EXISTING AND TO REMAIN
ALL SITE ELEMENTS ARE EXISTING AND TO REMAIN

SITE & DEVELOPMENT INFORMATION

CIVIL ADDRESS:	#135, 10 SMED LANE SE, CALGARY, AB
LEGAL ADDRESS:	PLAN: 4870JK, BLOCK: B
SUBJECT BUILDING AREA:	762,569FT² (70,845M²)
SUBJECT UNIT AREA:	17,982FT² (1670.61M²)
PARKING STALLS:	571 TOTAL STALLS - 13 ACCESSIBLE STALLS
PROPERTY ACCESS:	EXISTING TO REMAIN

MUNICIPAL

PDG
PEAKE DESIGN GROUP
27, 5080 12A Street S.E. Calgary, AB, T2G 5K9
Phone: (403) 271-8333
Email: info@peakedesign.ca
www.peakedesign.ca

CLIENT / BUILDER

ENGELHART CONSTRUCTION

PROFESSIONAL SEAL

CONSULTANTS

NOTE

DISCLAIMER:
THIS DRAWING IS PROTECTED BY COPYRIGHT LAW AND SHOULD NOT BE REPRODUCED IN ANY MANNER OR FOR ANY PURPOSE EXCEPT BY WRITTEN PERMISSION OF PEAKE DESIGN GROUP

CONTRACTOR SHALL VERIFY AND BE RESPONSIBLE FOR ALL DIMENSIONS AND TO REPORT ANY ERRORS AND/OR OMISSIONS TO PEAKE DESIGN GROUP

DRAWINGS AND SPECIFICATIONS FROM PEAKE DESIGN GROUP, COMPRISING THE ENUMERATED ISSUANCE ARE OUR BEST, ACCURATE REPRESENTATION OF DOCUMENTED REVISIONS. IN THE CASE OF ANY DISCREPANCY, OMISSION, OR CONFLICT BETWEEN THE ENUMERATED ISSUANCE DOCUMENTS AND THE PREVIOUS CONTRACT DOCUMENTS, THE CONTRACTOR IS TO PROMPTLY NOTIFY PEAKE DESIGN GROUP.

ISSUE SCHEDULE

No.	DESCRIPTION	DATE
1	ISSUE FOR DP REVIEW	25-12-11
2	ISSUE FOR DP	25-12-15
3	ISSUE FOR BP	26-1-12
4	DTR REVISION	26-2-4

PROJECT

DATE	PROJECT No.
26-2-4	25-141

CLIENT NAME
ENGELHART CONSTRUCTION

PROJECT NAME
10 SMED LANE - CURTAIN WALL

ADDRESS
#135, 10 SMED LANE, CALGARY, AB

DRAWING

DRAWN	CHECKED
KMH	SBL

DRAWING TITLE
EXISTING SITE PLAN

SHEET **A1.00**

10 SMED LANE - CURTAIN WALL

25-141

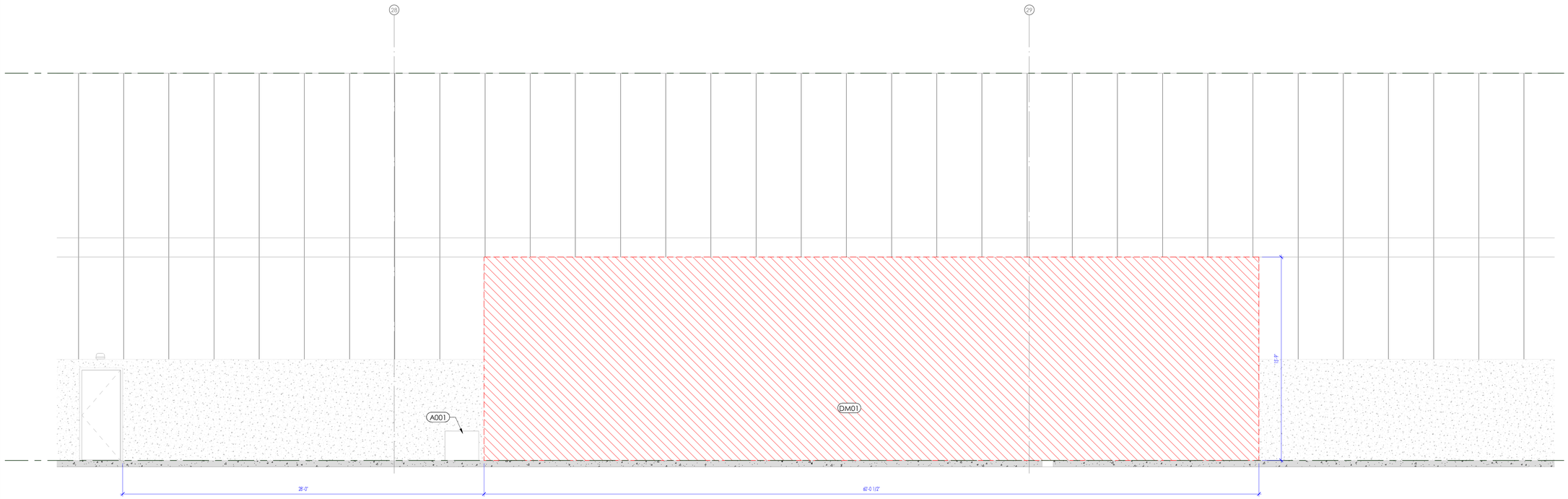

1 / A1.20 EXSITING & DEMO SOUTH EXTERIOR ELEVATION
1/4" = 1'-0"

PROJECT NOTES

No.	DESCRIPTION
A001	EXISTING EXTERIOR BUILDING VENT - TO REMAIN
DM01	DEMO EXISTING EXTERIOR CONCRETE TILT UP WALL - UP TO 15' 9" IN HEIGHT FOR PROPOSED CURTAIN WALL GLAZING

MUNICIPAL

PDG

PEAKE DESIGN GROUP

27, 5080 12A Street S.E. Calgary, AB, T2G 5K9
Phone: (403) 271-8333
Email: info@peakedesign.ca
www.peakedesign.ca

CLIENT / BUILDER

ENGELHART CONSTRUCTION

PROFESSIONAL SEAL

CONSULTANTS

NOTE

DISCLAIMER:
THIS DRAWING IS PROTECTED BY COPYRIGHT LAW AND SHOULD NOT BE REPRODUCED IN ANY MANNER OR FOR ANY PURPOSE EXCEPT BY WRITTEN PERMISSION OF PEAKE DESIGN GROUP.

CONTRACTOR SHALL VERIFY AND BE RESPONSIBLE FOR ALL DIMENSIONS AND TO REPORT ANY ERRORS AND/OR OMISSIONS TO PEAKE DESIGN GROUP.

DRAWINGS AND SPECIFICATIONS FROM PEAKE DESIGN GROUP COMPRISING THE ENUMERATED ISSUANCE ARE OUR BEST, ACCURATE REPRESENTATION OF DOCUMENTED REVISIONS. IN THE CASE OF ANY DISCREPANCY, OMISSION, OR CONFLICT BETWEEN THE ENUMERATED ISSUANCE DOCUMENTS AND THE PREVIOUS CONTRACT DOCUMENTS, THE CONTRACTOR IS TO PROMPTLY NOTIFY PEAKE DESIGN GROUP.

ISSUE SCHEDULE

No.	DESCRIPTION	DATE
1	ISSUE FOR DP REVIEW	25-12-11
2	ISSUE FOR DP	25-12-15
3	ISSUE FOR BP	26-1-12

PROJECT

DATE: 26-2-4
PROJECT No.: 25-141
CLIENT NAME: ENGELHART CONSTRUCTION
PROJECT NAME: 10 SMED LANE - CURTAIN WALL
ADDRESS: #135, 10 SMED LANE, CALGARY, AB

DRAWING

DRAWN: KMH
CHECKED: SBL
DRAWING TITLE: DEMO EXTERIOR ELEVATION

SHEET: A1.20

10 SMED LANE - CURTAIN WALL

25-141

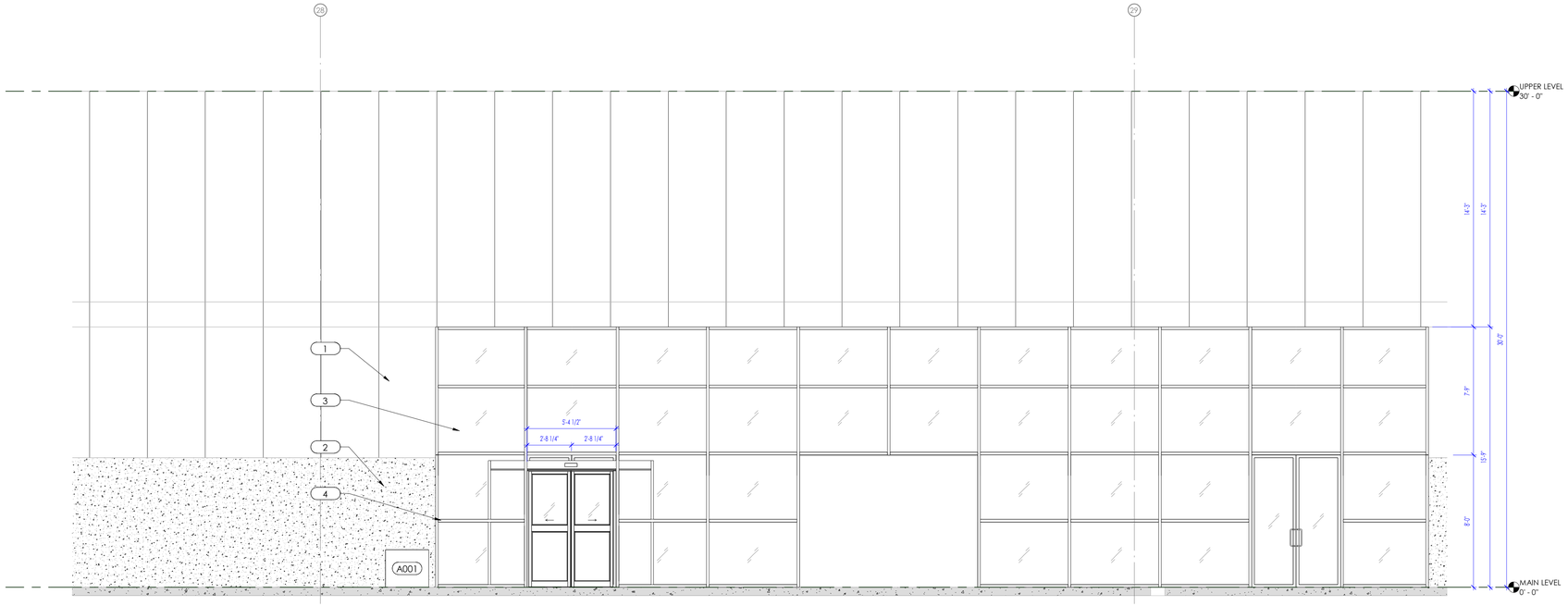

1 / A3.00 PROPOSED SOUTH EXTERIOR ELEVATION
1/4" = 1'-0"

ELEVATION MATERIALS

No.	DESCRIPTION
1	EXISTING - INSULATED METAL PANEL
2	EXISTING - CONCRETE TILT UP
3	NEW - GLAZING
4	NEW - ALUMINUM MULLION

ELEVATION KEYNOTES

No.	DESCRIPTION
A001	EXISTING EXTERIOR BUILDING VENT - TO REMAIN

MUNICIPAL

PDG
PEAKE DESIGN GROUP

27, 5080 12A Street S.E. Calgary, AB, T2G 5K9
Phone: (403) 271-8333
Email: info@peakedesign.ca
www.peakedesign.ca

CLIENT / BUILDER
ENGELHART CONSTRUCTION

PROFESSIONAL SEAL

CONSULTANTS

NOTE

DISCLAIMER:
THIS DRAWING IS PROTECTED BY COPYRIGHT LAW AND SHOULD NOT BE REPRODUCED IN ANY MANNER OR FOR ANY PURPOSE EXCEPT BY WRITTEN PERMISSION OF PEAKE DESIGN GROUP

CONTRACTOR SHALL VERIFY AND BE RESPONSIBLE FOR ALL DIMENSIONS AND TO REPORT ANY ERRORS AND/OR OMISSIONS TO PEAKE DESIGN GROUP

DRAWINGS AND SPECIFICATIONS FROM PEAKE DESIGN GROUP COMPRISING THE ENUMERATED ISSUANCE ARE OUR BEST, ACCURATE REPRESENTATION OF DOCUMENTED REVISIONS. IN THE CASE OF ANY DISCREPANCY, OMISSION, OR CONFLICT BETWEEN THE ENUMERATED ISSUANCE DOCUMENTS AND THE PREVIOUS CONTRACT DOCUMENTS, THE CONTRACTOR IS TO PROMPTLY NOTIFY PEAKE DESIGN GROUP.

ISSUE SCHEDULE

No.	DESCRIPTION	DATE
1	ISSUE FOR DP REVIEW	25-12-11
2	ISSUE FOR DP	25-12-15
3	ISSUE FOR BP	26-1-12

PROJECT

DATE	PROJECT No.
26-2-4	25-141

CLIENT NAME: ENGELHART CONSTRUCTION

PROJECT NAME: 10 SMED LANE - CURTAIN WALL

ADDRESS: #135, 10 SMED LANE, CALGARY, AB

DRAWING

DRAWN	CHECKED
KMH	SBL

DRAWING TITLE: PROPOSED EXTERIOR ELEVATION

SHEET: A3.00

10 SMED LANE - CURTAIN WALL

25-141