

Glenmore Yards Business Park, Phase 2

Issued For Detailed Review 1 Response

Issue Date: November 21, 2025

NOT FOR CONSTRUCTION



CLIENT
Anthem Properties Group Ltd.
Suite 430, 1015 4 Street SW, Calgary, AB T2R 1J4
Anthemproperties.com

ARCHITECTURAL
Zeidler Architecture Inc.
Suite 300, 640 8 Avenue SW, Calgary, AB T2P 1G7
zeidler.com

STRUCTURAL
Entuitive Consulting Engineers
Suite 1610, 150 9 Avenue SW, Calgary, AB T2P 3H9
Entuitive.com

MECHANICAL
EMBE Consulting Engineers Inc.
121, 15 Avenue SE, Calgary, AB T2G 1G1
Embecconsulting.ca

ELECTRICAL
EMBE Consulting Engineers Inc.
121, 15 Avenue SE, Calgary, AB T2G 1G1
Embecconsulting.ca

CIVIL
Veritas Development Solutions
Suite 4, 141 Commercial Drive, Calgary, AB T3Z 2A7
Veritasdevelopment.ca

LANDSCAPE
Ground Cubed Landscape Architects
Suite 25, 6020 2 Street SE, Calgary, AB T2H 2L8
Groundcubed.com

ARCHITECTURAL

- DP0 101 COVER SHEET
- DP0 102 LOCATION PLAN & SITE PHOTOS
- DP0 103 LAND USE DISTRICTS (SECTION 215E)
- DP0 104 PERSPECTIVE VIEWS
- DP0 105 VEHICLE MOVEMENTS AND NOTES
- DP0 106 PHASING PLAN
- DP1 101 SITE PLAN
- DP1 102 SITE DETAILS
- DP2 101 OVERALL FLOOR PLAN - BUILDING 4
- DP2 102 OVERALL FLOOR PLAN - BUILDING 5
- DP2 103 OVERALL FLOOR PLAN - BUILDING 6
- DP3 101 EXTERIOR ELEVATIONS, BUILDING 4
- DP3 102 EXTERIOR ELEVATIONS, BUILDING 4
- DP3 103 EXTERIOR ELEVATIONS, BUILDING 4
- DP3 104 EXTERIOR ELEVATIONS, BUILDING 5
- DP3 105 EXTERIOR ELEVATIONS, BUILDING 5
- DP3 106 EXTERIOR ELEVATIONS, BUILDING 5
- DP3 107 EXTERIOR ELEVATIONS, BUILDING 6
- DP3 108 EXTERIOR ELEVATIONS, BUILDING 6
- DP3 109 EXTERIOR ELEVATIONS, BUILDING 6
- DP4 101 BUILDING SECTIONS, BUILDING 4
- DP4 102 BUILDING SECTIONS, BUILDING 5
- DP4 103 BUILDING SECTIONS, BUILDING 5
- DP4 104 BUILDING SECTIONS, BUILDING 6
- DP4 105 BUILDING SECTIONS, BUILDING 6

ELECTRICAL


- E101 ELECTRICAL SITE PLAN - PHASE 2
- E102 POINT BY POINT SITE PLAN - PHASE 2
- E201 ELECTRICAL SITE DETAILS - PHASE 2
- E202 Unnamed

CIVIL

- 1 SITE SERVICING NORTH (FOR DP)
- 2 SITE SERVICING SOUTH (FOR DP)
- 3 SITE GRADING NORTH (FOR DP)
- 4 SITE GRADING SOUTH (FOR DP)

LANDSCAPE

- DP-L1 BYLAW PLAN
- DP-L2 TREE PROTECTION AND REMOVALS PLAN
- DP-L3 KEY PLAN / OVERALL LANDSCAPE PLAN
- DP-L4 PLANTING PLAN ENLARGEMENTS
- DP-L5 PLANTING PLAN ENLARGEMENTS
- DP-L6 PLANTING PLAN ENLARGEMENTS
- DP-L7 PLANTING PLAN ENLARGEMENTS
- DP-L8 PLANTING PLAN ENLARGEMENTS
- DP-L9 DETAILS



1 SITE PHOTO
DPO.102 NOT TO SCALE



2 SITE PHOTO
DPO.102 NOT TO SCALE



3 SITE PHOTO
DPO.102 NOT TO SCALE



4 SITE PHOTO
DPO.102 NOT TO SCALE



5 SITE PHOTO
DPO.102 NOT TO SCALE




6 SITE PHOTO
DPO.102 NOT TO SCALE




7 SITE PHOTO
DPO.102 NOT TO SCALE



8 SITE PHOTO
DPO.102 NOT TO SCALE




9 SITE PHOTO
DPO.102 NOT TO SCALE




10 SITE PHOTO
DPO.102 NOT TO SCALE




11 SITE PHOTO
DPO.102 NOT TO SCALE



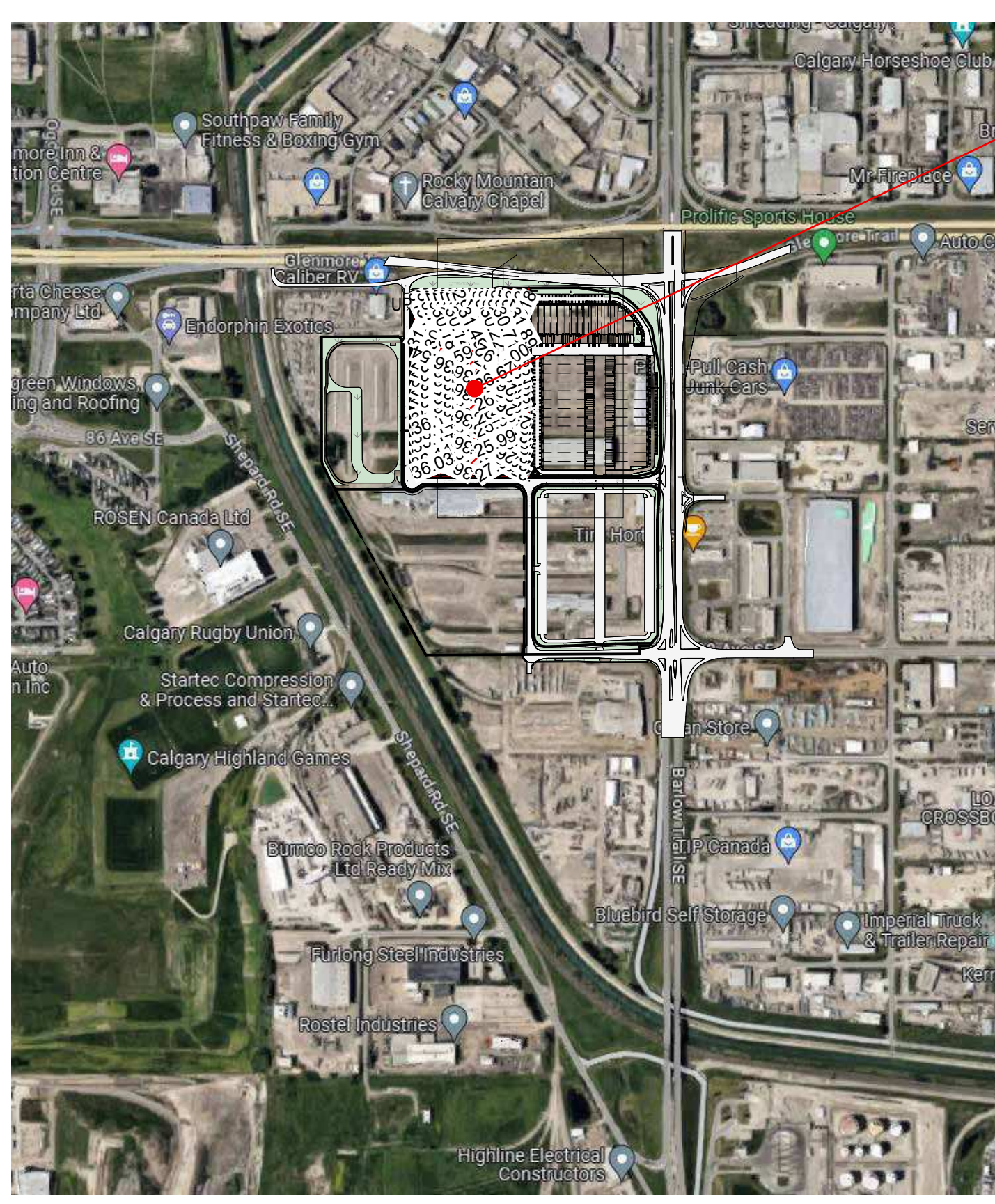
12 SITE PHOTO
DPO.102 NOT TO SCALE



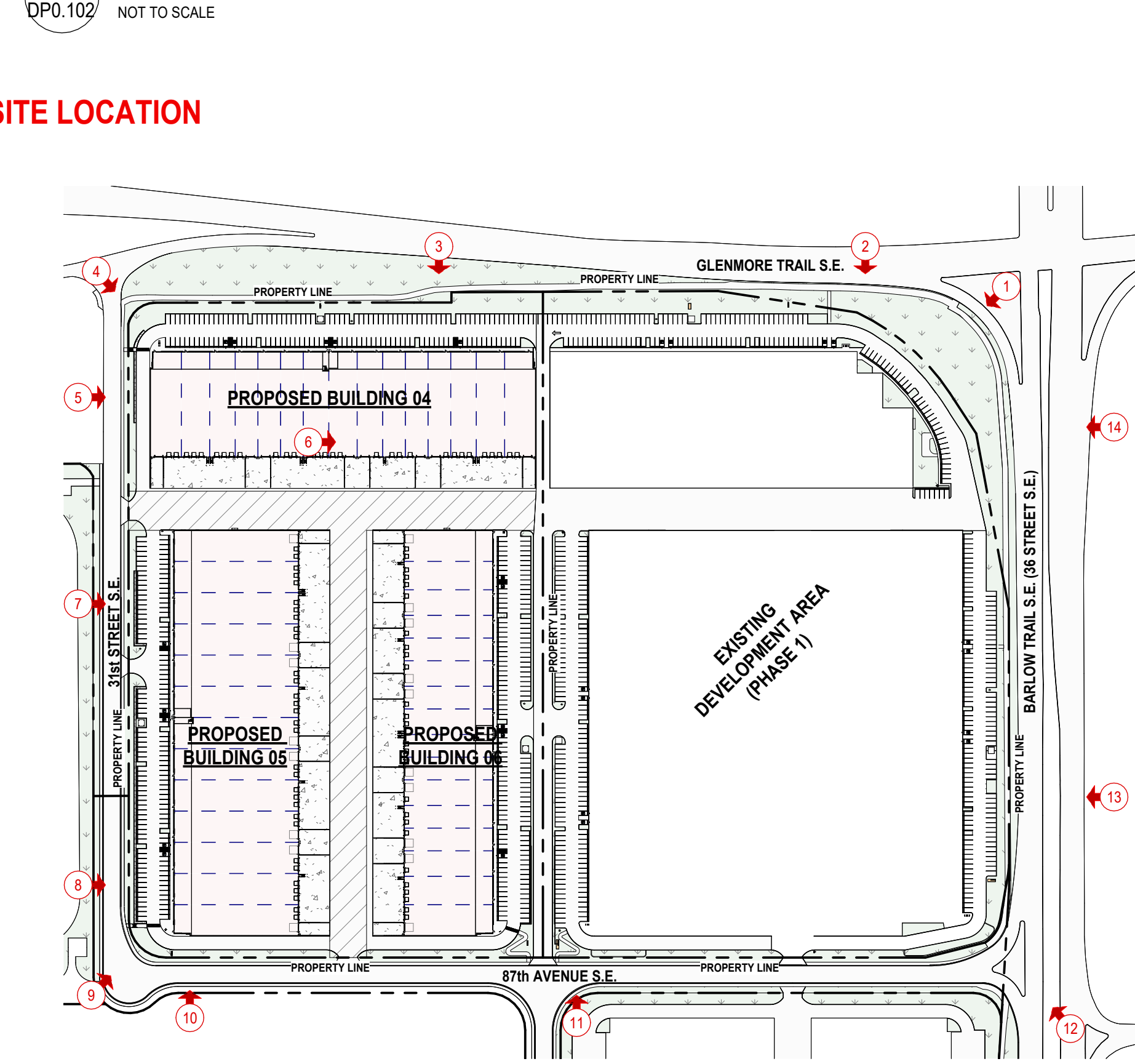
13 SITE PHOTO
DPO.102 NOT TO SCALE



14 SITE PHOTO
DPO.102 NOT TO SCALE



SITE LOCATION - VICINITY PLAN



OVERALL SITE - REFERENCE PLAN

2	ISSUED FOR DP DR1 RESPONSE	2025-11-21
1	ISSUED FOR DEVELOPMENT PERMIT	2025-07-18
NO.	ISSUE/REVISION	DATE

SEAL

PROJECT
GLENMORE YARDS BUSINESS PARK PHASE - 2

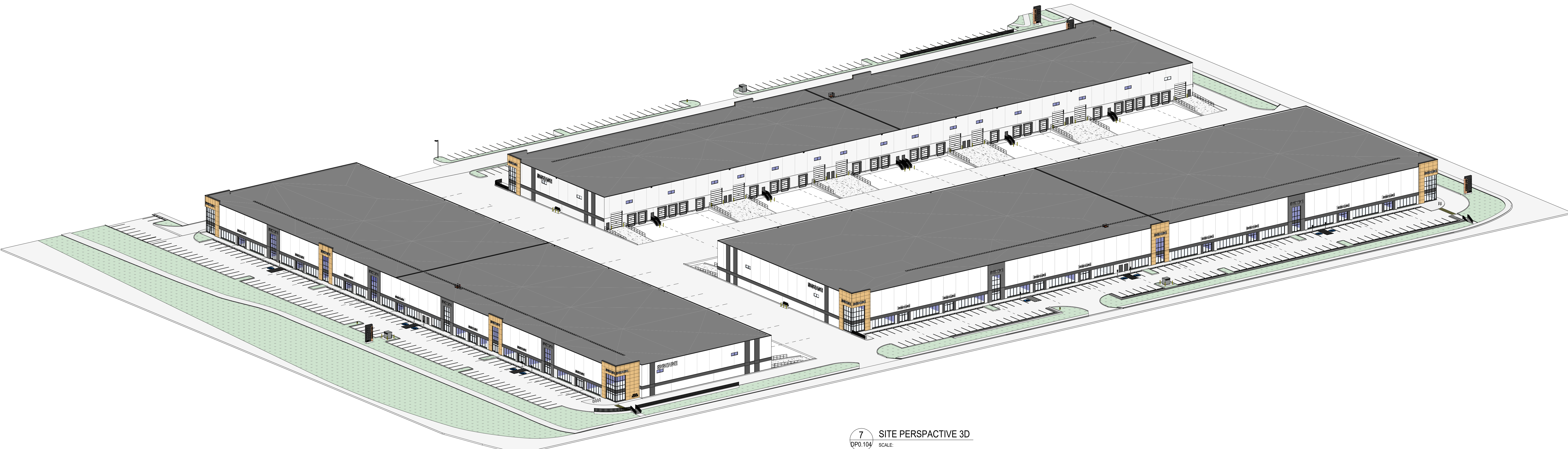
PROJECT ADDRESS
3000 67th AVENUE S.E.
CALGARY, ALBERTA

TITLE
LOCATION PLAN & SITE PHOTOS

PROJECT NO.	SCALE	DRAWN	CHECKED
223-074	As indicated	AV	JLG
DRAWING NO.	REVISION NO.		
DPO.102	2		

NOT FOR CONSTRUCTION

12/10/2025 12:53:14 PM Autodesk Docs \| Glenmore Yards Business Park\AR_223-074_DPO.102_SITE_2025.rvt



7 SITE PERSPECTIVE 3D
DP0.104 SCALE



6 BUILDING 5, NORTH-WEST VIEW
DP0.104 SCALE



5 BUILDING 6, NORTH-EAST VIEW
DP0.104 SCALE



4 BUILDING 6, SOUTH-EAST VIEW
DP0.104 SCALE



3 BUILDING 5, SOUTH-WEST VIEW
DP0.104 SCALE



2 BUILDING 4, NORTH-EAST VIEW
DP0.104 SCALE



1 BUILDING 4, NORTH-WEST VIEW
DP0.104 SCALE

2	ISSUED FOR DP/DR1 RESPONSE	2025-11-21
1	ISSUED FOR DEVELOPMENT PERMIT	2025-07-18
NO.	ISSUE/REVISION	DATE

PROJECT
GLENMORE YARDS BUSINESS PARK PHASE - 2

PROJECT ADDRESS
2300 67th AVENUE S.E.
CALGARY, ALBERTA

TITLE
PERSPECTIVE VIEWS

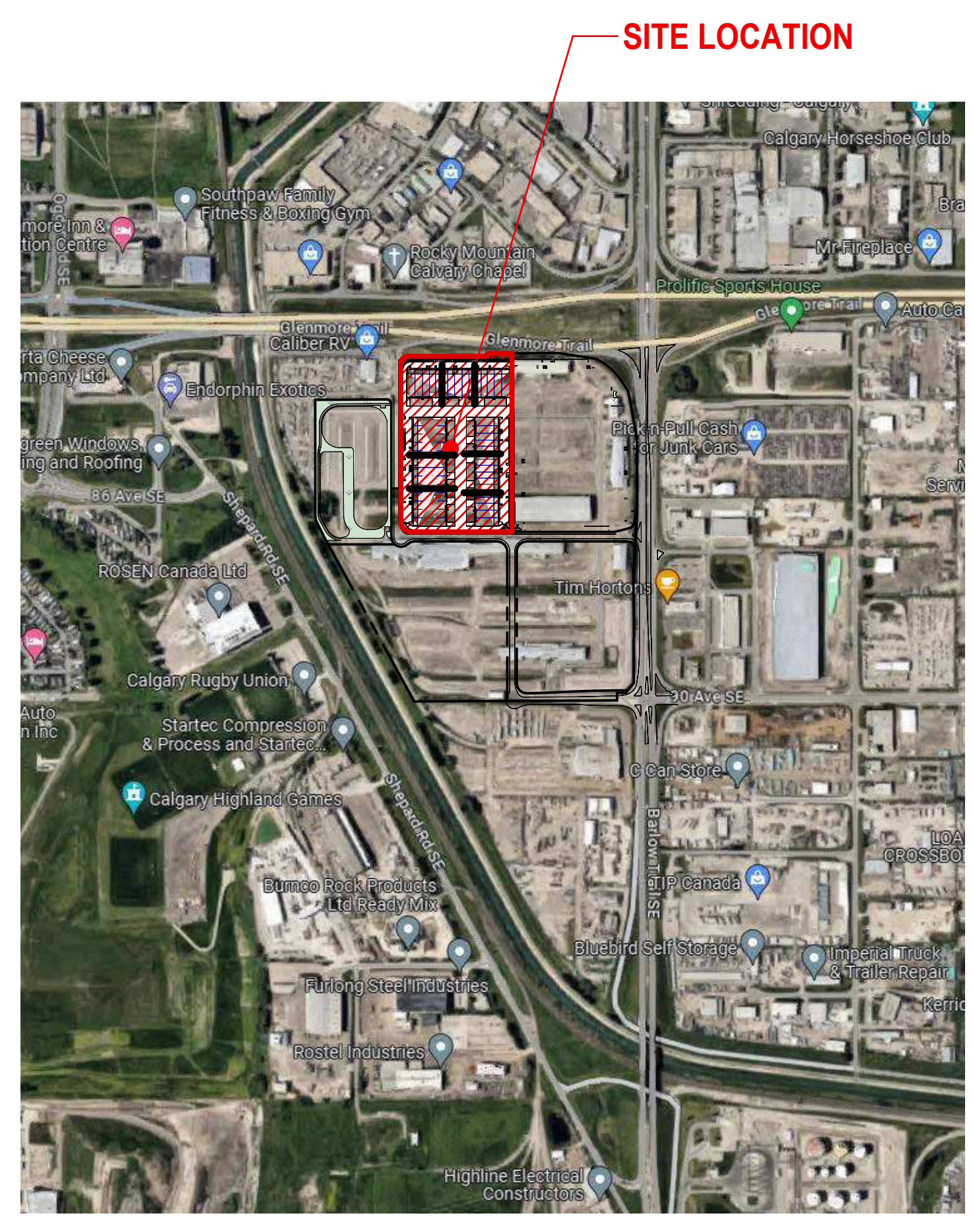
PROJECT NO.	SCALE	DRAWN	CHECKED
223-074	AV	JLG	
DRAWING NO.	REVISION NO.		

DP0.104

NOT FOR CONSTRUCTION

2

12/10/2025 12:53:11 PM Autodesk Docs\Glenmore Yards Business Park\AR_223-074_DP0.104_PERSP_VIEWS.rvt



SITE LOCATION - VICINITY PLAN

BYLAW SCHEDULE

MUNICIPAL ADDRESS:
3300 87th AVENUE S.E., CALGARY, AB (PHASE 2)

LEGAL ADDRESS:
LOT 1, BLOCK 4, PLAN 2010323

ZONING:
(DC) (B-G) INDUSTRIAL GENERAL - LIGHT (DC 1240203 SITE 1)

SITE AREA:
PROPOSED DEVELOPMENT SITE AREA = 78,518.482 m² (19.402 acres, 7.851 ha)

BUILDING AREA (FOOTPRINT):
PROPOSED BUILDING (A) = 11,728.365 m² (128,243.0 R)
PROPOSED BUILDING (S) = 14,602.345 m² (157,178.3 R)
PROPOSED BUILDING (B) = 10,417.527 m² (112,133.327 R)
PROPOSED TOTAL AREA = 36,748.237 m² (395,554.7 R)

SITE COVERAGE:
PROPOSED SITE AREA = 78,518.482 m² (100% SITE AREA)
PROPOSED BUILDINGS = 36,748.237 m² (46.8% OF SITE AREA)
PROPOSED SITE COVERAGE = 46.8% OF SITE AREA

FLOOR AREA RATIO (F.A.R.):
MAXIMUM (F.A.R.) REQUIRED = 1.0
TOTAL (PROPOSED) (F.A.R.) = 0.468

MINIMUM SETBACK REQUIREMENTS:
(MINIMUM REQUIREMENTS PROVIDED AT PROPOSED SITE)
EAST SETBACK (EAST NEIGHBOR SIDE) = 1.2m
WEST SETBACK (WEST STREET SIDE) = 4.0m
SOUTH SETBACK (SOUTH STREET SIDE) = 4.0m
NORTH SETBACK (NORTH SIDE) = 6.0m

MINIMUM BUILDING HEIGHT:
BUILDING MAXIMUM HEIGHT: THERE IS NO MAXIMUM BUILDING HEIGHT FOR A BUILDING LOCATED ON A PARCEL IN THE INDUSTRIAL - GENERAL DISTRICT.
PROPOSED BUILDING HEIGHT: 12.6m (41.5')

PARKING REQUIREMENTS:
(1 PARKING STALL / 100m² GROSS FLOOR AREA REQUIRED)

PROPOSED BUILDING (A)
REQUIRED: (1 STALL PER 100m²) = 118 PARKING STALLS (REQUIRED)
142 PARKING STALLS INCLUDING 5 BARRIER FREE PARKING STALLS (PROVIDED)

PROPOSED BUILDING (S)
REQUIRED: (1 STALL PER 100m²) = 146 PARKING STALLS (REQUIRED)
139 PARKING STALLS INCLUDING 6 BARRIER FREE PARKING STALLS (PROVIDED)

PROPOSED BUILDING (B)
REQUIRED: (1 STALL PER 100m²) = 104 PARKING STALLS (REQUIRED)
141 PARKING STALLS INCLUDING 5 BARRIER FREE PARKING STALLS (PROVIDED)

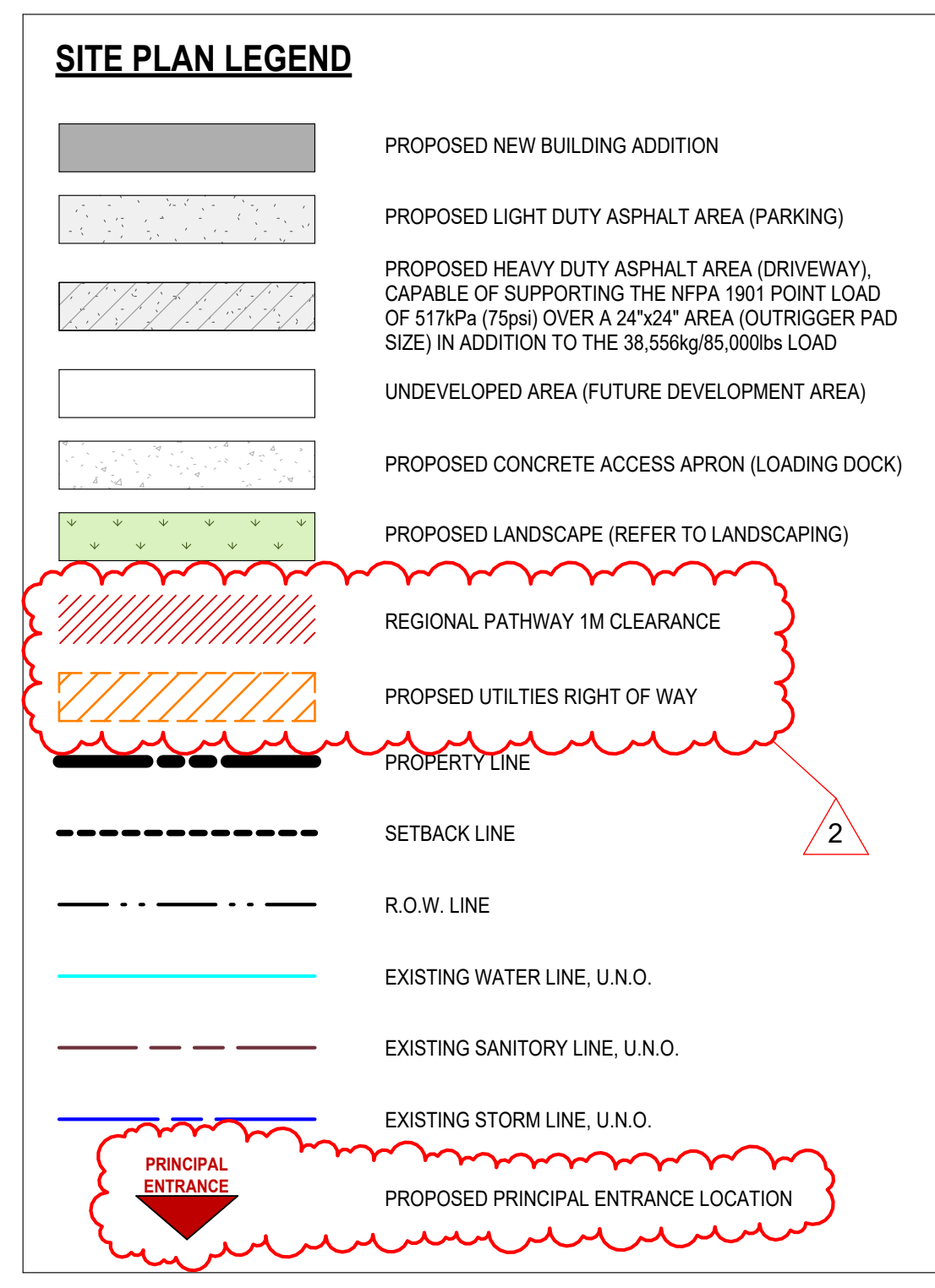
TOTAL REQUIRED: = 118 + 146 + 104 = 378 PARKING STALLS (REQUIRED)
4 BARRIER-FREE PARKING STALLS (100 STALLS + 1 ADDITIONAL STALL FOR EACH 100 INCREMENTS)
TOTAL = 7 BARRIER-FREE PARKING STALLS (REQUIRED)

TOTAL PROVIDED: = 142 + 139 + 141 = 422 PARKING STALLS (PROVIDED)
= 15 BARRIER-FREE PARKING STALLS (PROVIDED)

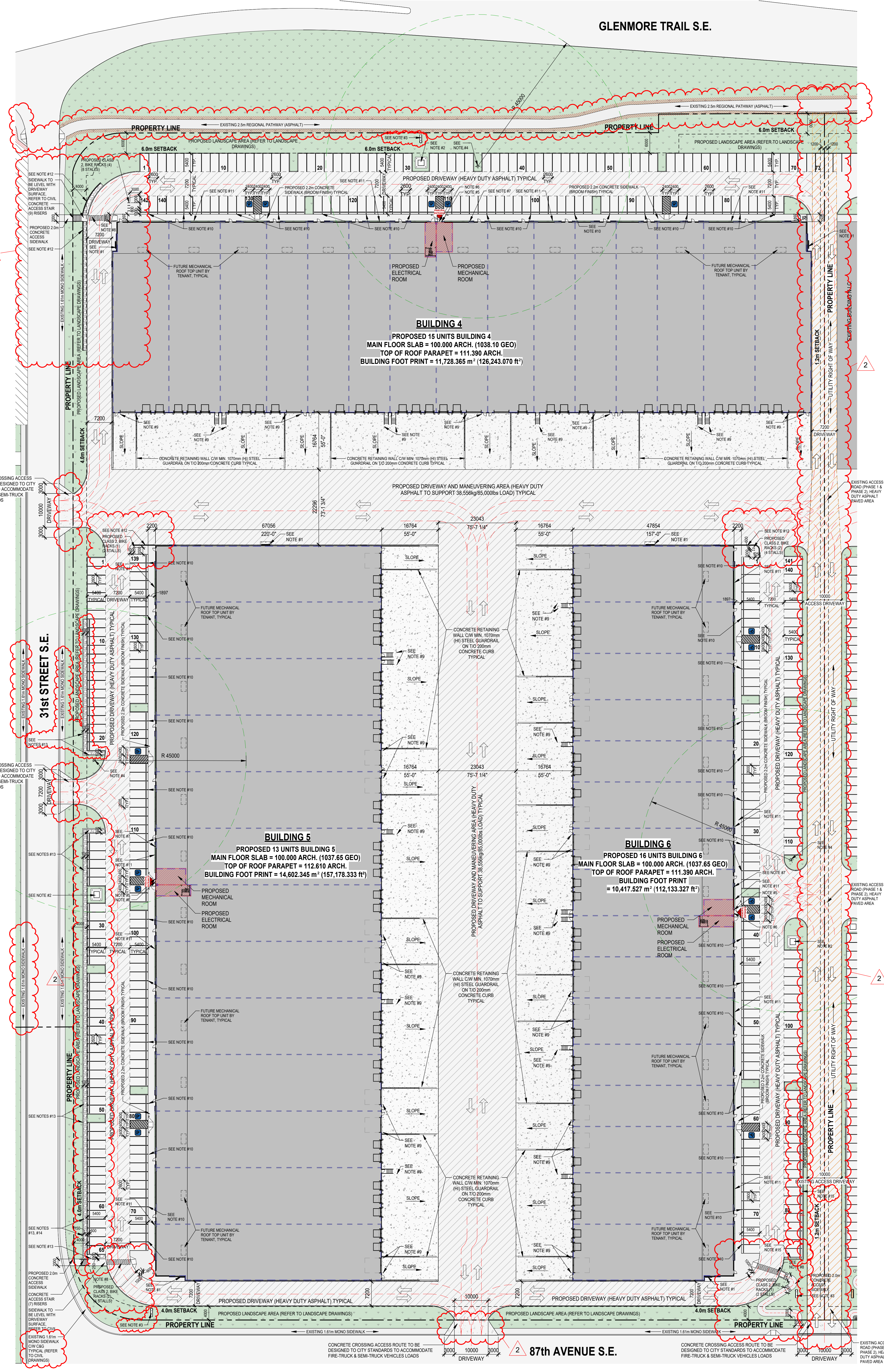
BARRIER FREE PARKING STALLS REQUIRED: 7 STALLS (NBC ALBERTA EDITION 2023, TABLE 3.8.2.5)
BARRIER FREE PARKING STALLS PROVIDED: 15 STALLS

BICYCLE PARKING STALLS (CLASS 2) REQUIREMENTS:
(1 BICYCLE PARKING STALL / 2000m² GROSS FLOOR AREA)
REQUIRED: (1 STALL PER 2000m²) = 19 PARKING STALLS (REQUIRED)
36,748.237 m² / 2000m² = 19 PARKING STALLS (REQUIRED)
20 BICYCLE PARKING STALLS - CLASS 2 (PROVIDED)

NOTES:
WASTE AND RECYCLING COLLECTION SERVICES TO BE PROVIDED BY PRIVATE COLLECTION.
BINS WILL BE WHEELED OUT TO THE STAGING AREA ON COLLECTION DAY.
ALL UTILITY CONNECTIONS ARE TO BE LOCATED UNDERGROUND, AND TO MUNICIPAL GUIDELINES.
REFER TO LANDSCAPE CALCULATION FOR GENERAL PLANNING, SOFTWARE SURFACED LANDSCAPED AREA AND WATER IRRIGATION SYSTEM.



- NOTES:**
- FOR GRADING AND SERVICES REFER TO CIVIL DRAWINGS.
 - FOR PROPOSED UTILITY RIGHT OF WAY PLAN, REFER TO CIVIL DRAWINGS.
 - FOR LANDSCAPE SPECIFICATIONS AND DETAILS REFER TO LANDSCAPE DRAWINGS.
 - ALL PARKING STALLS TO BE INDICATED BY 100mm WIDE PAINTED LINES 'YELLOW' AND CONCRETE WHEEL STOPS TO BE PROVIDED AT EACH PARKING STALL ADJACENT TO A DEVELOPING BUILDING TYPICAL.
 - ALL PARKING STALLS TO BE DESIGNED AS STANDARD STALL FOR MOTOR VEHICLE PARKING - 5400mm (STALL DEPTH) x 2600mm (STALL WIDTH) WITH 90° PARKING ANGLE, CIVIL 7200mm DRIVEWAY WIDTH.
 - ALL ACCESSIBLE PARKING STALLS TO BE DESIGNED AS BARRIER-FREE STALLS. STALLS WILL BE PROVIDED WITH FIRM, SLIP-RESISTANT AND LEVEL SURFACE ASIDE, AND BE CLEARLY MARKED FOR PERSONS WITH DISABILITIES ONLY.
 - ALL ACCESSIBLE PARKING STALLS WILL BE PROVIDED WITH ACCESSIBLE PARKING SIGN. FOR SPECIFICATIONS REFER TO STRUCTURAL.
 - ALL DRIVEWAYS ACCESS TO SITE ARE DESIGNED AS PER CITY STANDARDS FOR 7.2m AND 10.0m DRIVEWAY WIDTH. DRIVEWAY FLARES CAN BE INCREASED TO FACILITATE MOVEMENT OF LARGE TRUCKS. REFER TO CITY STANDARDS.
- NOTES:**
- PROPOSED GAS METER LOCATION, CIVIL PROTECTION STEEL BOLLARDS, GAS METERS ALONG EXTERIOR WALLS AT LANDSCAPE AREAS WILL BE COMPLETED WITH CONCRETE PAD.
 - PROPOSED ELECTRICAL TRANSFORMER LOCATION, CIVIL CONCRETE PAD AND PROTECTION STEEL BOLLARDS OVER PERIMETER.
 - LOCATION OF PROPOSED Pylon SIGNAGE.
 - LOCATION OF PROPOSED FIRE HYDRANT.
 - PROPOSED FIRE DEPARTMENT LOCK BOX, LOCATED BY ENTRANCE DOOR.
 - PROPOSED EXTERIOR STROBE LIGHT, LOCATED ABOVE ENTRANCE DOOR.
 - PROPOSED FIRE DEPARTMENT CONNECTION (SIEMSE CONNECTION).
 - PEDESTRIAN CROSSWALK TO BE INDICATED AND PAINTED 'YELLOW'.
 - 9150mm (30') x 1200mm (4') HIGH CONCRETE FULLED STEEL BOLLARD TO BE PRIMED & PAINTED FOR THE PARKING LOT PERIMETER.
 - ROUGH-IN CONDUIT FOR CABLE TV PARKING STALLS, REFER TO ELECTRICAL FOR DETAILS (TOTAL OF 44 PROPOSED, ONE PER UNIT).
 - PROPOSED LANDSCAPE STRIP AT BUILDING FRONT AND ADJACENT SIDEWALK, REFER TO LANDSCAPE FOR DETAILS.
 - PROPOSED CAST IN PLACE CONCRETE RETAINING WALL CIVIL STEEL GUARDRAIL (PAINTED BLACK FOR DETAILS REFER TO STRUCTURAL AND CIVIL DRAWINGS).
 - PROPOSED CONCRETE BLOCK RETAINING WALL, FOR DETAILS REFER TO LANDSCAPE, GEOTECHNICAL REPORT AND CIVIL DRAWINGS.
 - PROPOSED STEEL GUARDRAIL (MIN. 1070mm HIGH) BEHIND RETAINING CONCRETE BLOCK WALL, REFER TO STRUCTURAL FILE DETAILS.
 - PROPOSED CAST IN PLACE CONCRETE RETAINING WALL, FOR DETAILS REFER TO STRUCTURAL AND CIVIL DRAWINGS.



1 OVERALL SITE PLAN
DP1.101 SCALE: 1:500

2	ISSUED FOR DP DRI RESPONSE	2025-11-21
1	ISSUE FOR DEVELOPMENT PERMIT	2025-07-18
NO.	ISSUE / REVISION	DATE

PROJECT
GLENMORE YARDS BUSINESS PARK PHASE - 2

PROJECT ADDRESS
3300 87th AVENUE S.E.
CALGARY, ALBERTA

TITLE
SITE PLAN

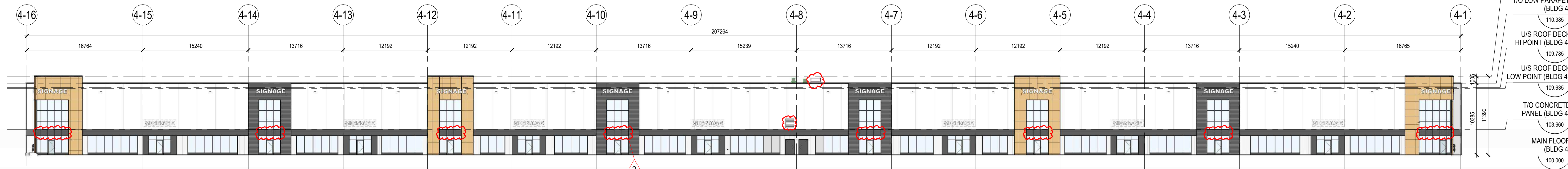
PROJECT NO.	SCALE	DRAWN	CHECKED
223-074	As indicated	AV	J.G.
DRAWING NO.	REVISION NO.		
DP1.101	2		

NOT FOR CONSTRUCTION

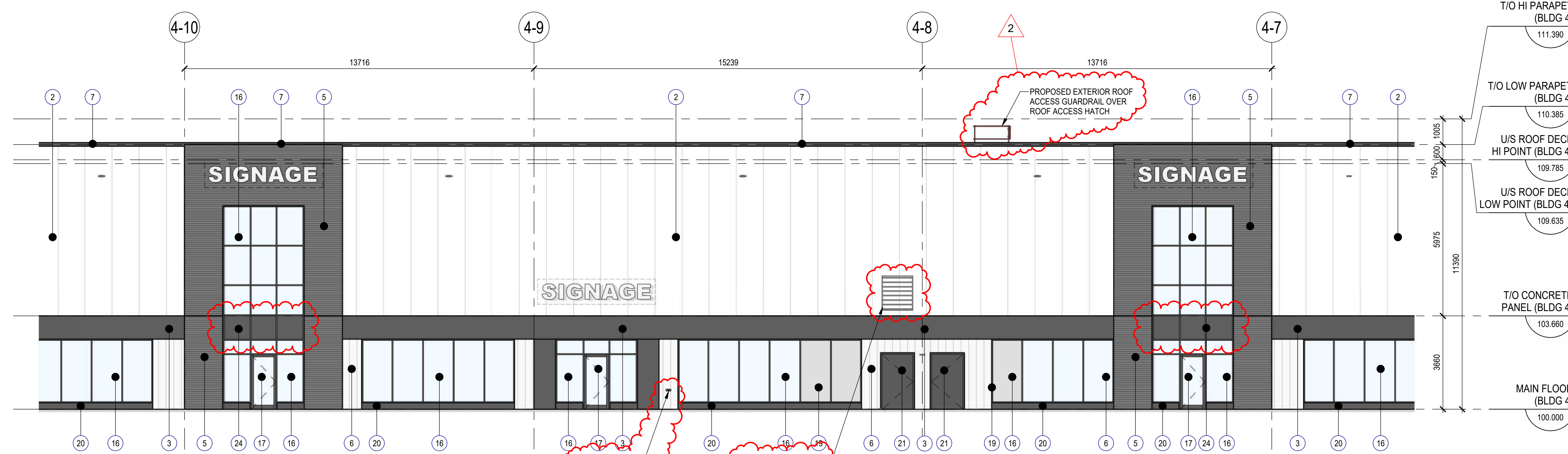
EXTERIOR MATERIAL LEGEND

- 1 PRE-CAST CONCRETE INSULATED PANEL (BANDWIDTH PANEL), COLOUR: WHITE TO MATCH IMP PANEL
- 2 INSULATED METAL PANEL (KINGSPAN) KS MICRO-RIB, COLOUR - IMPERIAL WHITE
- 3 ALUMINUM COMPOSITE PANEL (ALUCOBOND), COLOUR - DARKENED GRAY, AB160
- 4 ALUMINUM COMPOSITE PANEL (ALUCOBOND), COLOUR - RUSTED METAL
- 5 CORRUGATED METAL CLADDING PANEL, HORIZONTAL ORIENTED - WF-78" (WESTFORM), COLOUR - LOW GLOSS BLACK
- 6 ALUMINUM METAL CLADDING PANEL, VERTICAL ORIENTED - AD300R (VICWEST), COLOUR - CAMBRIDGE WHITE
- 7 PREFINISHED PARAPET METAL FLASHING CAP, COLOUR TO MATCH - DARKENED GRAY
- 8 PREFINISHED METAL OVERFLOW EMERGENCY SCUPPER, COLOUR TO MATCH - DARKENED GRAY
- 9 EXTERIOR STEEL STAIR AND LANDING CW GUARDHAND RAIL, COLOUR TO MATCH - DARKENED GRAY
- 10 INSULATED OVERHEAD DOOR, COLOUR - WHITE
- 11 WALL MOUNTED LIGHT FIXTURE, REFER TO ELECTRICAL
- 12 EXPOSED INSULATED CONCRETE FOUNDATION WALL, SACKRUBBED SMOOTH FINISH
- 13 DOCK SEAL AND SHELTER CW DOCK BUMPERS ON EACH SIDE OF OVERHEAD DOOR, TYPICAL
- 14 STEEL LOADING DOCK LEVELER CW BUMPERS, PAINTED
- 15 STEEL ROLLARDS (150R) FILLED WITH CONCRETE, PAINT YELLOW TYPICAL
- 16 DOUBLE GLAZED ALUMINUM STOREFRONT WINDOW CW BLACK ANODIZED CAPS
- 17 DOUBLE GLAZED ALUMINUM STOREFRONT DOOR CW BLACK ANODIZED CAPS
- 18 DOUBLE GLAZED SEALED UNIT ALUMINUM WINDOW CW BLACK ANODIZED CAPS
- 19 SINGLE GLAZED (TEMPERED) BACK PAINTED GLASS, ALUMINUM INSULATED SPANDREL PANEL CW BLACK ANODIZED CAPS
- 20 CONCRETE FACED INSULATION BASE, PAINTED (COLOUR TO MATCH DARKENED GRAY), CONCRETE CURB
- 21 EXTERIOR INSULATED HOLLOW METAL DOOR, COLOUR TO MATCH - DARKENED GRAY
- 22 EXPOSED CONCRETE RETAINING WALL, SACKRUBBED SMOOTH FINISH
- 23 EXTERIOR STEEL GUARDRAIL, COLOUR TO MATCH - DARKENED GRAY
- 24 ALUMINUM FRONT FACED PANEL, PAINTED (COLOUR TO MATCH DARKENED GRAY, AB160), INSULATED SPANDREL BACK PAN PANEL CW BLACK ANODIZED CAPS

NOTE:
FOR EXTERIOR LIGHT FIXTURES LOCATION AND SPECIFICATIONS, REFER TO ELECTRICAL DRAWINGS & SCHEDULES.
ALL EXTERIOR FUTURE BUILDING SIGNAGE BY TENANTS - N.I.C. FINAL SIGNAGE DESIGN TO BE CONFIRMED.



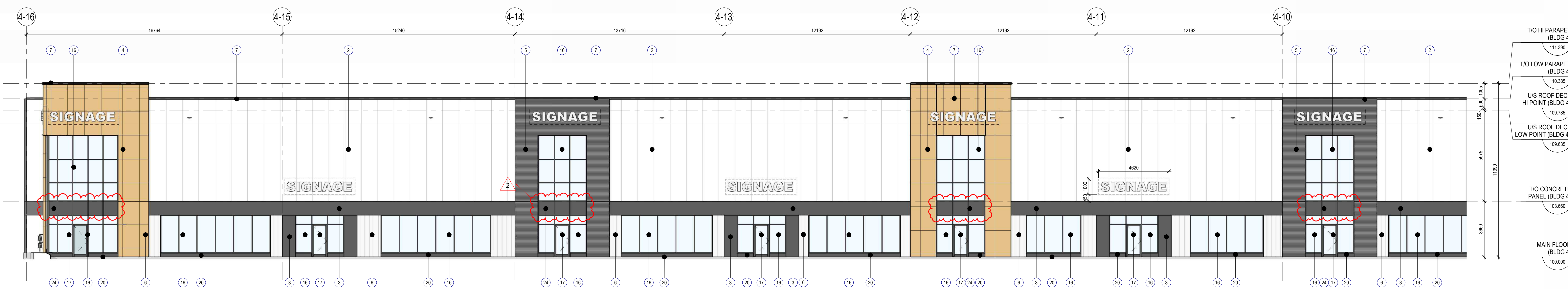
4 NORTH ELEVATION (OVERALL), BUILDING 4
DP3.101 SCALE: 1:250



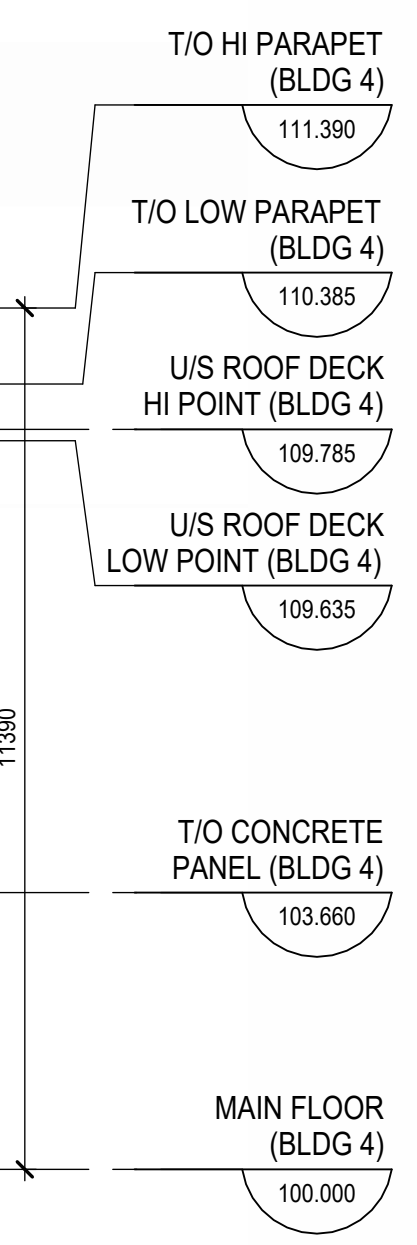
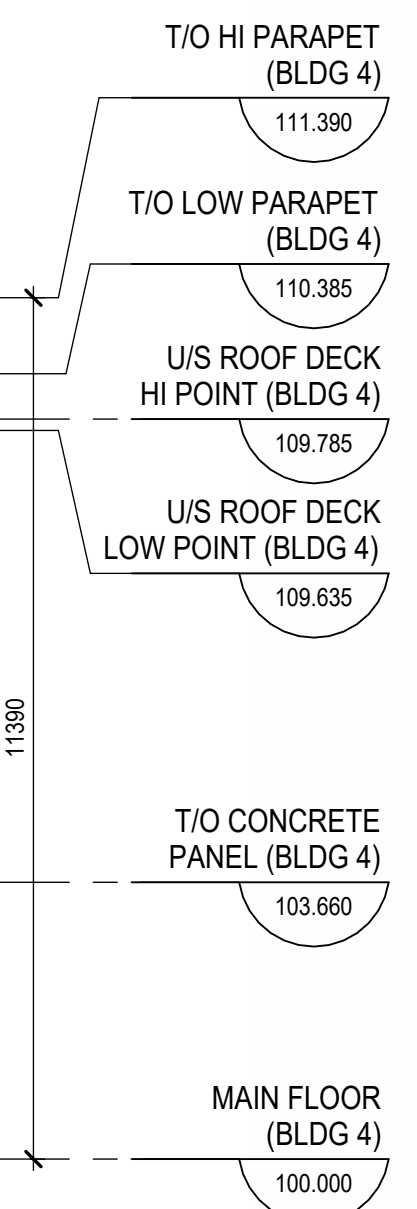
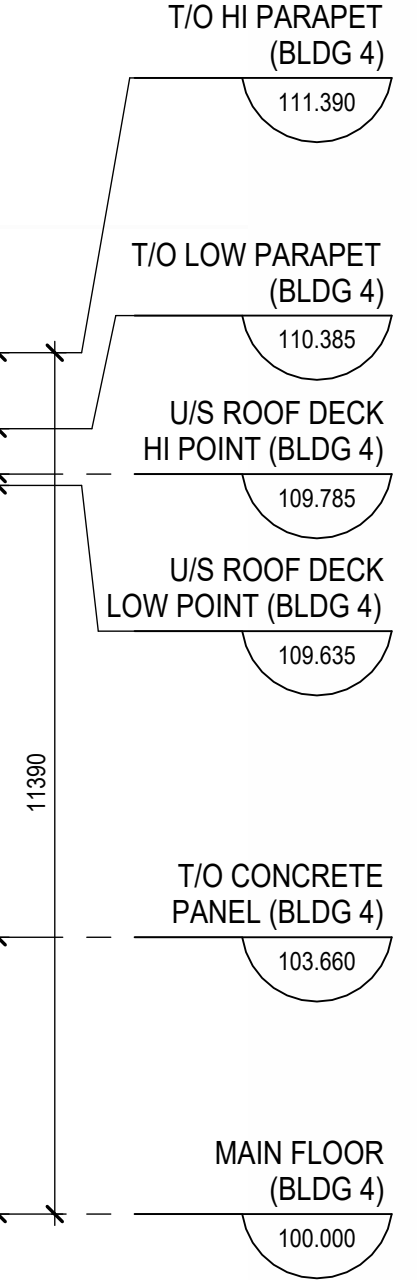
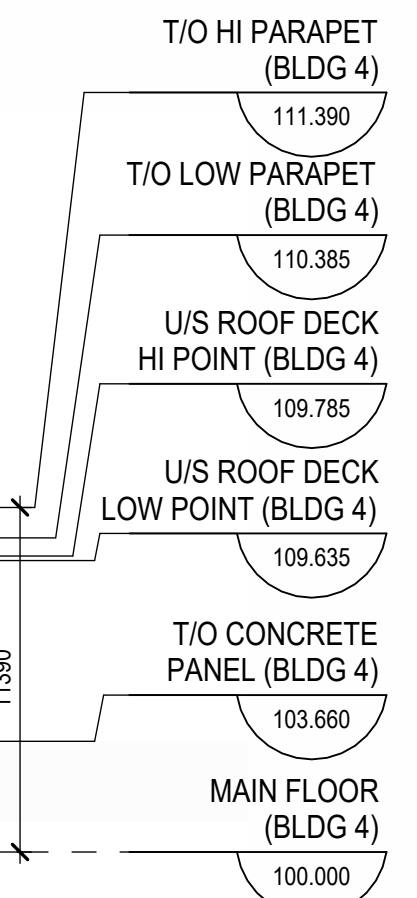
3 NORTH ELEVATION (MID SIDE), BUILDING 4
DP3.101 SCALE: 1:100



2 NORTH ELEVATION (WEST SIDE), BUILDING 4
DP3.101 SCALE: 1:100



1 NORTH ELEVATION (EAST SIDE), BUILDING 4
DP3.101 SCALE: 1:100



2	ISSUED FOR DP DRI RESPONSE	2025-11-21
1	ISSUED FOR DEVELOPMENT PERMIT	2025-07-18
NO.	ISSUE/REVISION	DATE

PROJECT
GLENMORE YARDS BUSINESS PARK, PHASE - 2 (BUILDING 4)

PROJECT ADDRESS
3300 67th AVENUE S.E.
CALGARY, ALBERTA

TITLE
EXTERIOR ELEVATIONS, BUILDING 4

PROJECT NO.	SCALE	DRAWN	CHECKED
223-074	As Indicated	Author	Checker

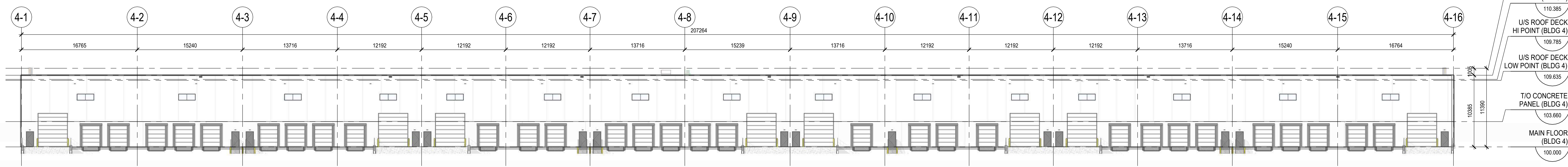
DRAWING NO. DP3.101 REVISION NO. 2

11/27/2025 1:46:11 PM

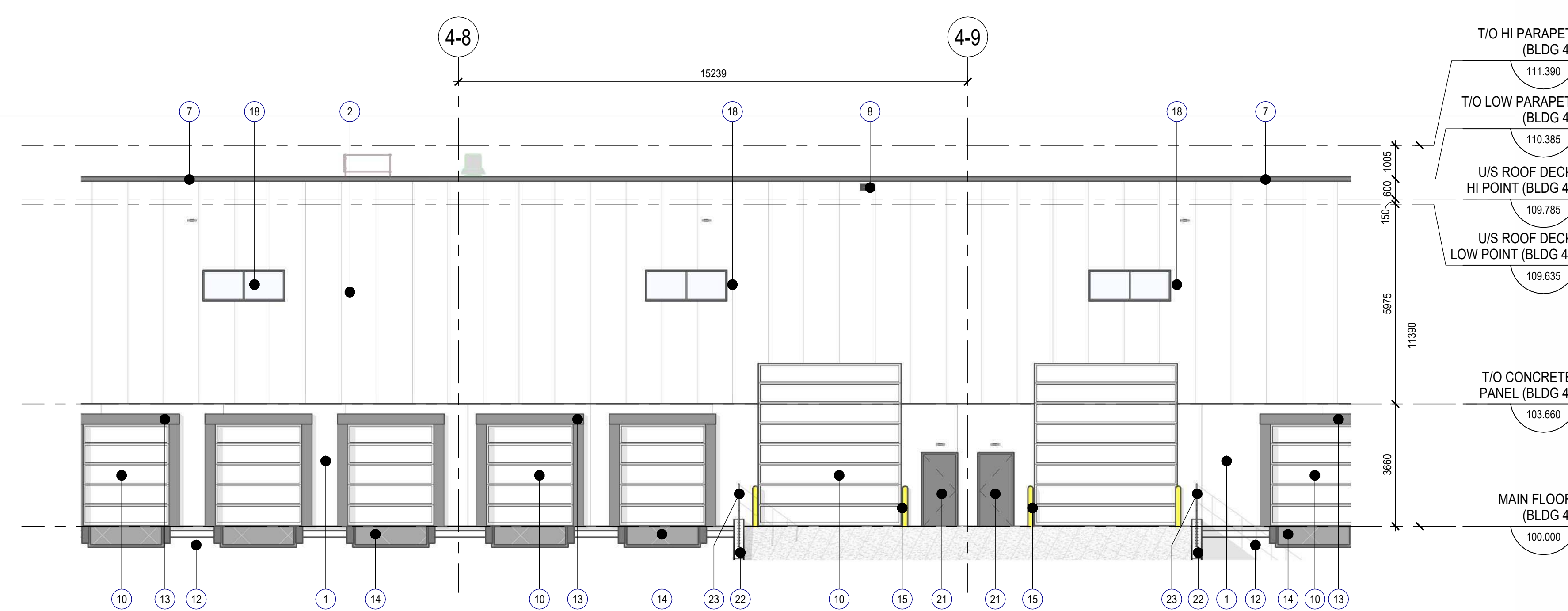
EXTERIOR MATERIAL LEGEND

- 1 PRE-CAST CONCRETE INSULATED PANEL (BANDWIDTH PANEL), COLOUR - WHITE TO MATCH IMP PANEL
- 2 INSULATED METAL PANEL (KINGSPAN) KS MICRO-RIB, COLOUR - IMPERIAL WHITE
- 3 ALUMINUM COMPOSITE PANEL (ALUCOBOND), COLOUR - DARKENED GRAY, AB160
- 4 ALUMINUM COMPOSITE PANEL (ALUCOBOND), COLOUR - RUSTED METAL
- 5 CORRUGATED METAL CLADDING PANEL, HORIZONTAL ORIENTED - WF-78" (WESTFORM), COLOUR - LOW GLOSS BLACK
- 6 ALUMINUM METAL CLADDING PANEL, VERTICAL ORIENTED - AD300R (VICWEST), COLOUR - CAMBRIDGE WHITE
- 7 PREFINISHED PARAPET METAL FLASHING CAP, COLOUR TO MATCH - DARKENED GRAY
- 8 PREFINISHED METAL OVERFLOW EMERGENCY SCUPPER, COLOUR TO MATCH - DARKENED GRAY
- 9 EXTERIOR STEEL STAIR AND LANDING CW GUARDHAND RAIL, COLOUR TO MATCH - DARKENED GRAY
- 10 INSULATED OVERHEAD DOOR, COLOUR - WHITE
- 11 WALL MOUNTED LIGHT FIXTURE, REFER TO ELECTRICAL
- 12 EXPOSED INSULATED CONCRETE FOUNDATION WALL, SACKRUBBED SMOOTH FINISH
- 13 DOCK SEAL AND SHELTER CW DOCK BUMPERS ON EACH SIDE OF OVERHEAD DOOR, TYPICAL
- 14 STEEL LOADING DOCK LEVELER CW BUMPERS, PAINTED
- 15 STEEL BOLLARDS (150R) FILLED WITH CONCRETE, PAINT YELLOW, TYPICAL
- 16 DOUBLE GLAZED ALUMINUM STOREFRONT WINDOW CW BLACK ANODIZED CAPS
- 17 DOUBLE GLAZED ALUMINUM STOREFRONT DOOR CW BLACK ANODIZED CAPS
- 18 DOUBLE GLAZED SEALED UNIT ALUMINUM WINDOW CW BLACK ANODIZED CAPS
- 19 SINGLE GLAZED (TEMPERED) BACK PAINTED GLASS, ALUMINUM INSULATED SPANDREL PANEL CW BLACK ANODIZED CAPS
- 20 CONCRETE FACED INSULATION BASE, PAINTED (COLOUR TO MATCH DARKENED GRAY), CONCRETE CURB
- 21 EXTERIOR INSULATED HOLLOW METAL DOOR, COLOUR TO MATCH - DARKENED GRAY
- 22 EXPOSED CONCRETE RETAINING WALL, SACKRUBBED SMOOTH FINISH
- 23 EXTERIOR STEEL GUARDRAIL, COLOUR TO MATCH - DARKENED GRAY
- 24 ALUMINUM FRONT FACED PANEL, PAINTED (COLOUR TO MATCH DARKENED GRAY, AB160), INSULATED SPANDREL BACK PANEL CW BLACK ANODIZED CAPS

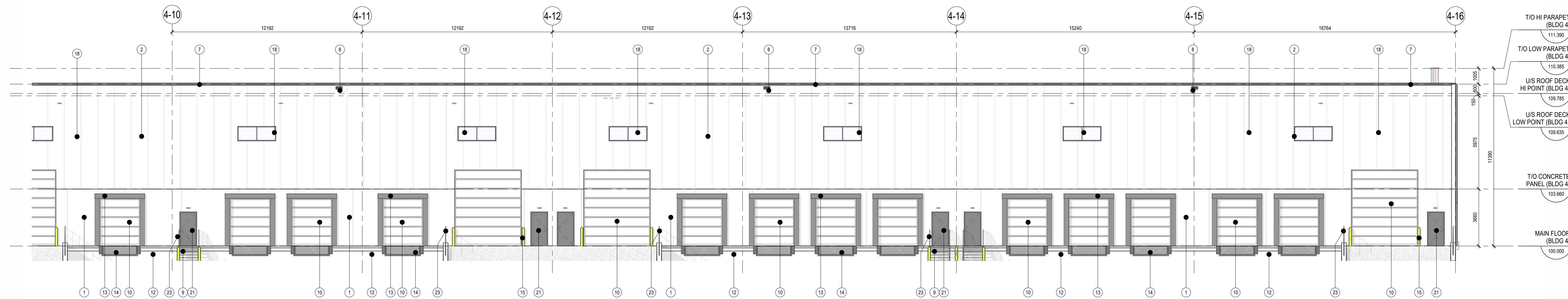
NOTE:
FOR EXTERIOR LIGHT FIXTURES LOCATION AND SPECIFICATIONS, REFER TO ELECTRICAL DRAWINGS & SCHEDULES.
ALL EXTERIOR FUTURE BUILDING SIGNAGE BY TENANTS - N.I.C. FINAL SIGNAGE DESIGN TO BE CONFIRMED.



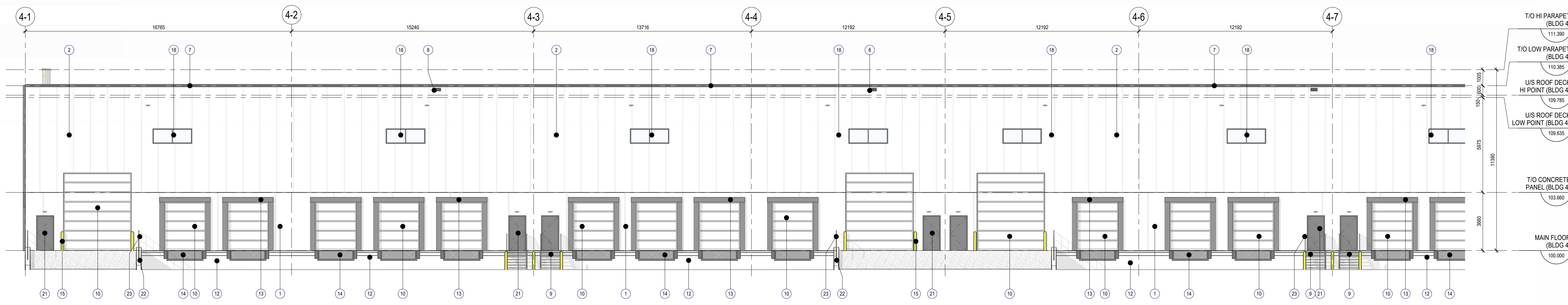
4 SOUTH ELEVATION (OVERALL), BUILDING 4
DP3.102 SCALE: 1: 250



3 SOUTH ELEVATION (MID SIDE), BUILDING 4
DP3.102 SCALE: 1: 100



2 SOUTH ELEVATION (EAST SIDE), BUILDING 4
DP3.102 SCALE: 1: 100



1 SOUTH ELEVATION (WEST SIDE), BUILDING 4
DP3.102 SCALE: 1: 100

2	ISSUED FOR DP DRI RESPONSE	2025-11-21
1	ISSUED FOR DEVELOPMENT PERMIT	2025-07-18
NO.	ISSUE/REVISION	DATE

PROJECT
GLENMORE YARDS BUSINESS PARK, PHASE - 2 (BUILDING 4)

PROJECT ADDRESS
3300 67th AVENUE S.E.
CALGARY, ALBERTA

TITLE
EXTERIOR ELEVATIONS, BUILDING 4

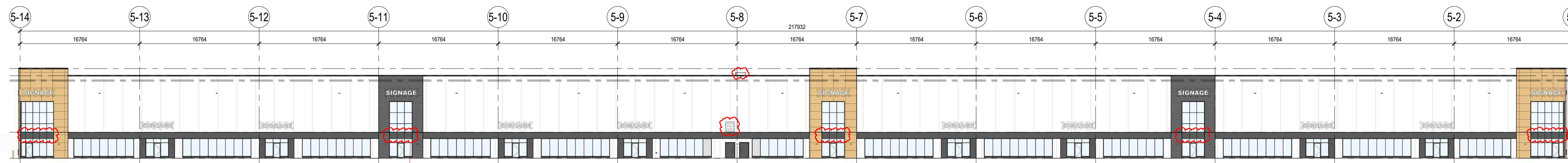
PROJECT NO.	SCALE	DRAWN	CHECKED
223-074	As Indicated	Author	Checker

DRAWING NO. REVISION NO.

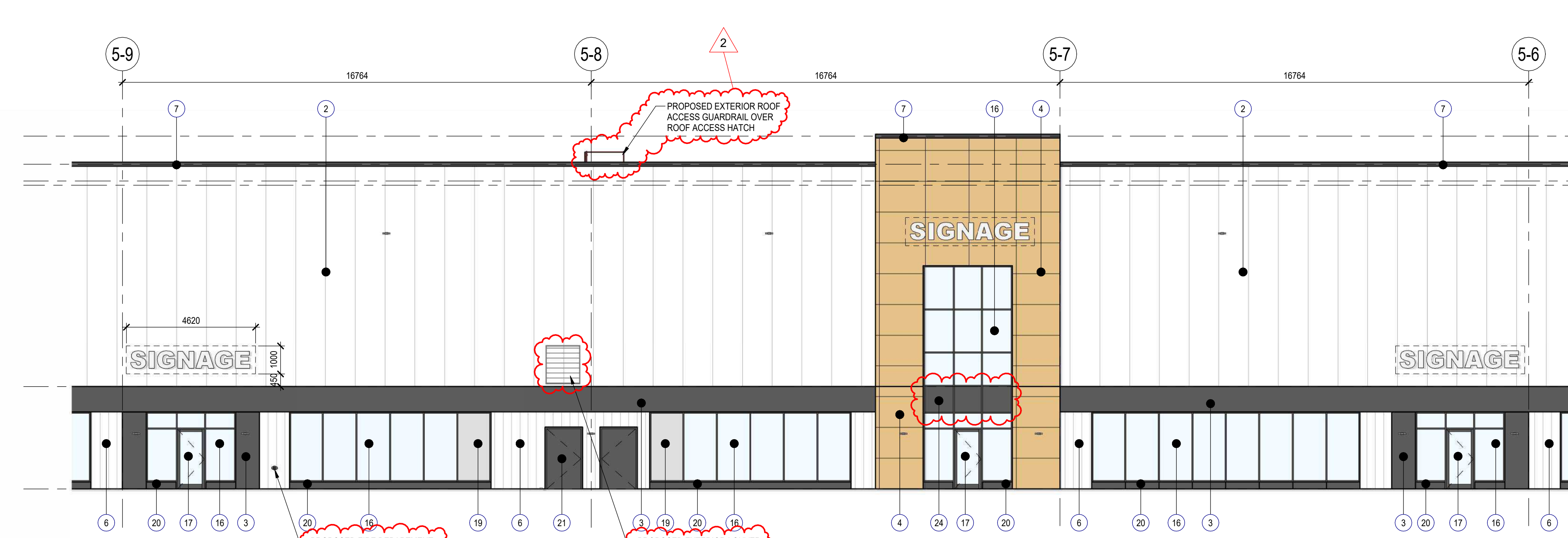
DP3.102



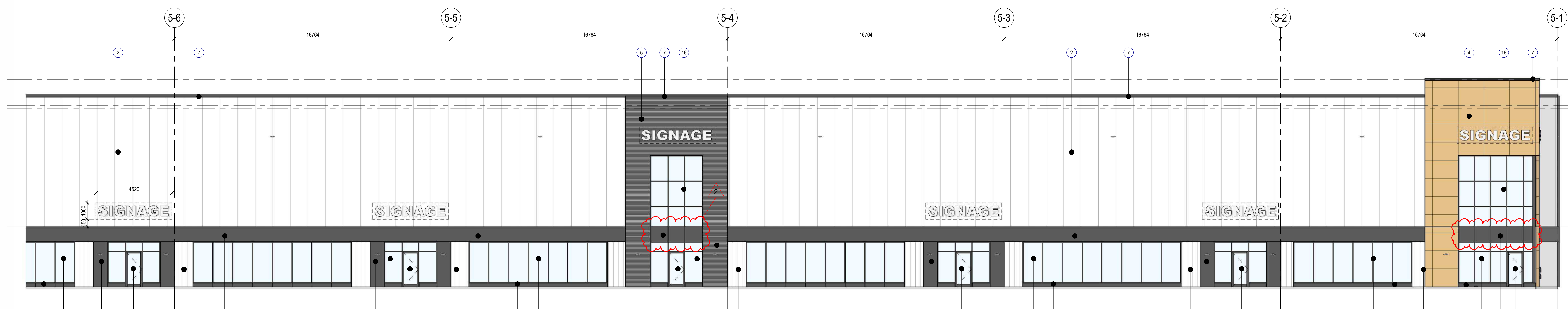
- EXTERIOR MATERIAL LEGEND**
- 1 PRE-CAST CONCRETE INSULATED PANEL (SANDWICH PANEL). COLOUR - WHITE TO MATCH (IMP) PANEL
 - 2 INSULATED METAL PANEL (KINGSPAN) K5 MICRO-RIB. COLOUR - IMPERIAL WHITE
 - 3 ALUMINUM COMPOSITE PANEL (ALUCOBOND). COLOUR - DARKENED GRAY (A810)
 - 4 ALUMINUM COMPOSITE PANEL (ALUCOBOND). COLOUR - RUSTED METAL
 - 5 CORRUGATED METAL CLADDING PANEL. HORIZONTAL ORIENTED - WF-78" (WESTFORM). COLOUR - LOW GLOSS BLACK
 - 6 ALUMINUM METAL CLADDING PANEL. VERTICAL ORIENTED - ADSOR (VONEST). COLOUR - CAMBRIDGE WHITE
 - 7 PREFINISHED PANAPET METAL FLASHING CAP. COLOUR TO MATCH - DARKENED GRAY
 - 8 PREFINISHED METAL OVERFLOW EMERGENCY SCUPPER. COLOUR TO MATCH - DARKENED GRAY
 - 9 EXTERIOR STEEL STAIR AND LANDING C/W GUARDHAND RAIL. COLOUR TO MATCH - DARKENED GRAY
 - 10 INSULATED OVERHEAD DOOR. COLOUR - WHITE
 - 11 WALL MOUNTED LIGHT FIXTURE. REFER TO ELECTRICAL
 - 12 EXPOSED INSULATED CONCRETE FOUNDATION WALL. SACKRUBBED SMOOTH FINISH
 - 13 DOCK SEAL AND SHELTER C/W DOCK BUMPERS ON EACH SIDE OF OVERHEAD DOOR. TYPICAL
 - 14 STEEL LOADING DOCK LEVELER C/W BUMPERS. PAINTED
 - 15 STEEL BOLLARDS (150-Ø) FILLED WITH CONCRETE. PAINT YELLOW. TYPICAL
 - 16 DOUBLE GLAZED ALUMINUM STOREFRONT WINDOW C/W BLACK ANODIZED CAPS
 - 17 DOUBLE GLAZED ALUMINUM STOREFRONT DOOR C/W BLACK ANODIZED CAPS
 - 18 DOUBLE GLAZED SEALED UNIT ALUMINUM WINDOW C/W BLACK ANODIZED CAPS
 - 19 SINGLE GLAZED (TEMPERED) BACK PAINTED GLASS. ALUMINUM INSULATED SPANDREL PANEL C/W BLACK ANODIZED CAPS
 - 20 CONCRETE FACED INSULATION BASE. PAINTED (COLOUR TO MATCH DARKENED GRAY). CONCRETE CURB
 - 21 EXTERIOR INSULATED HOLLOW METAL DOOR. COLOUR TO MATCH - DARKENED GRAY
 - 22 EXPOSED CONCRETE RETAINING WALL. SACKRUBBED SMOOTH FINISH
 - 23 EXTERIOR STEEL GUARDRAIL. COLOUR TO MATCH - DARKENED GRAY
 - 24 ALUMINUM FRONT FACED PANEL. PAINTED (COLOUR TO MATCH DARKENED GRAY). INSULATED SPANDREL BACK PAN PANEL C/W BLACK ANODIZED CAPS
- NOTE:
FOR EXTERIOR LIGHT FIXTURES LOCATION AND SPECIFICATIONS, REFER TO ELECTRICAL DRAWINGS & SCHEDULES.
ALL EXTERIOR FUTURE BUILDING SIGNAGE BY TENANTS - N.I.C.
FINAL SIGNAGE DESIGN TO BE CONFIRMED.



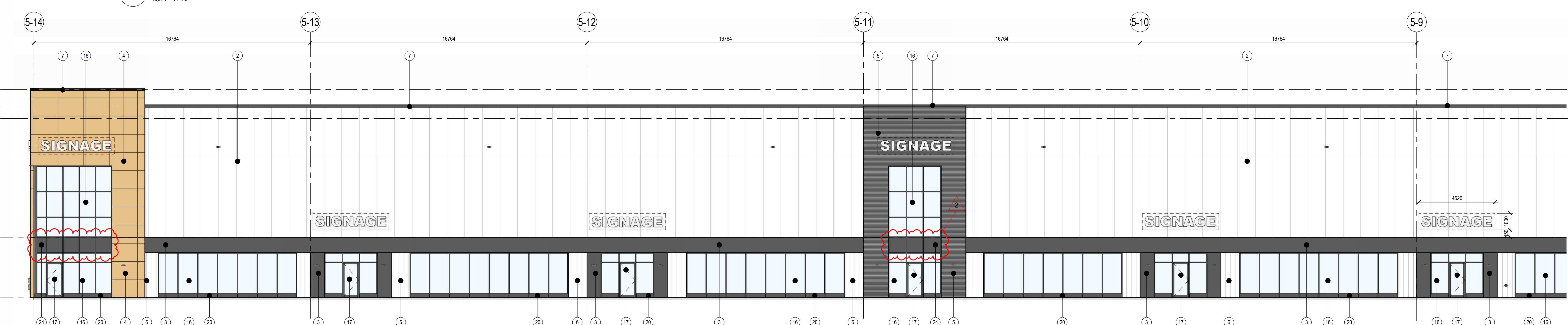
4 WEST ELEVATION (OVERALL), BUILDING 5
DPS 104 SCALE: 1:250



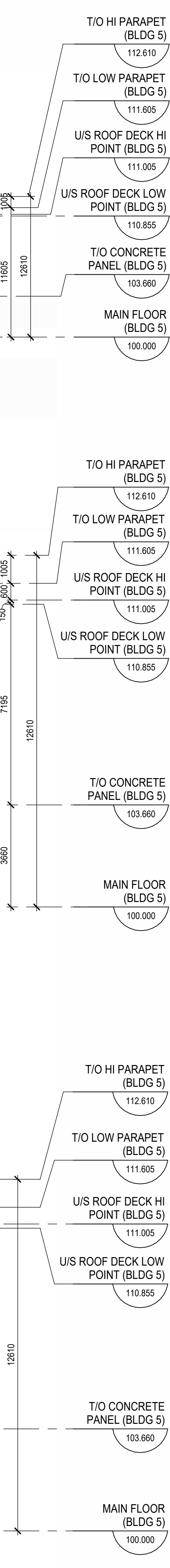
3 WEST ELEVATION (MID SIDE), BUILDING 5
DPS 104 SCALE: 1:100



2 WEST ELEVATION (SOUTH SIDE), BUILDING 5
DPS 104 SCALE: 1:100



1 WEST ELEVATION (NORTH SIDE), BUILDING 5
DPS 104 SCALE: 1:100



NO.	ISSUE/REVISION	DATE
2	ISSUED FOR DP DRI RESPONSE	2025-11-21
1	ISSUED FOR DEVELOPMENT PERMIT	2025-07-18

PROJECT
GLENMORE YARDS BUSINESS PARK PHASE - 2 (BUILDING 5)

PROJECT ADDRESS
2300 67th AVENUE S.E.
CALGARY, ALBERTA

TITLE
EXTERIOR ELEVATIONS, BUILDING 5

PROJECT NO.	SCALE	DRAWN	CHECKED
223-074	As Indicated	Author	Checker

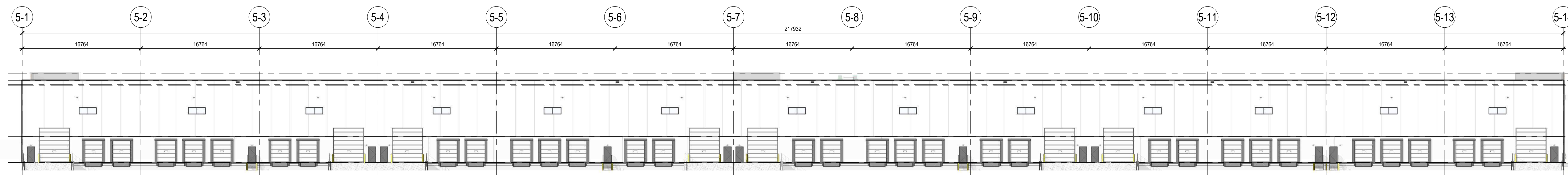
DRAWING NO. **DP3.104** REVISION NO. **2**

11/27/2025 2:10:44 PM
A:\bldg\Draws\Glenmore Yards Business Park\AR_223-074_DTP\DP3.104_BLDG 5_025.rvt

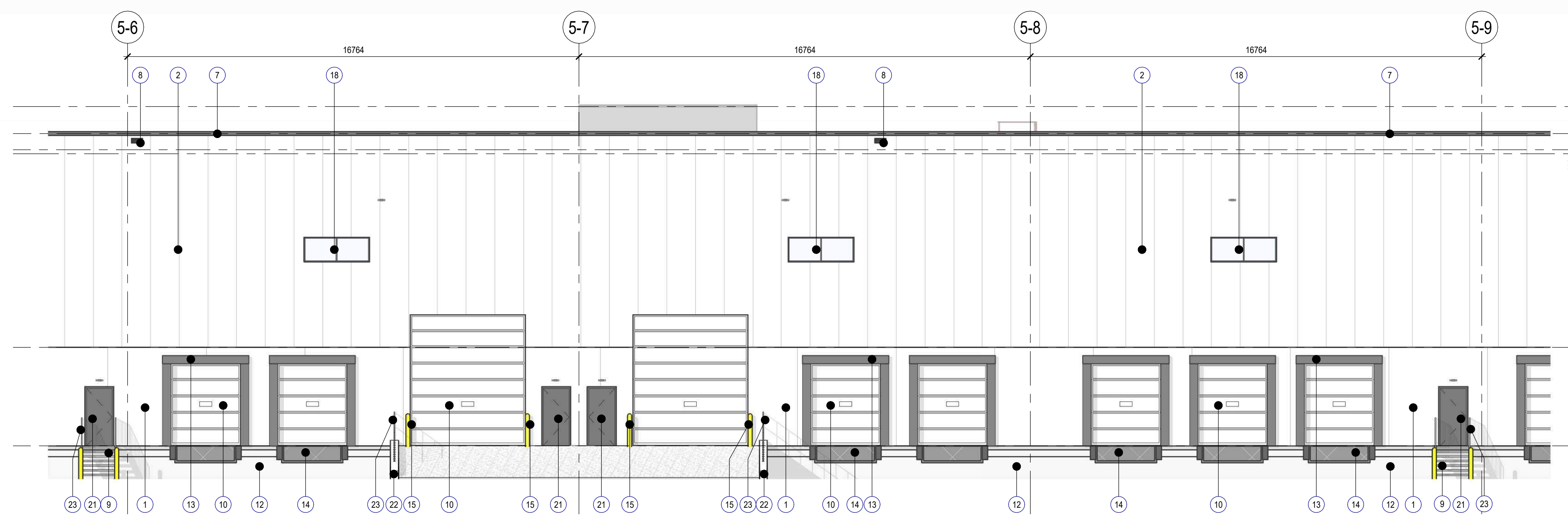
EXTERIOR MATERIAL LEGEND

- 1 PRE-CAST CONCRETE INSULATED PANEL (SANDWICH PANEL). COLOUR - WHITE TO MATCH (IMP) PANEL
- 2 INSULATED METAL PANEL (KINGSFAN) K5 MICRO-RIB. COLOUR - IMPERIAL WHITE
- 3 ALUMINUM COMPOSITE PANEL (ALUCOBOND). COLOUR - DARKENED GRAY (A510)
- 4 ALUMINUM COMPOSITE PANEL (ALUCOBOND). COLOUR - RUSTED METAL
- 5 CORRUGATED METAL CLADDING PANEL. HORIZONTAL ORIENTED - WF-78 (WESTFORM). COLOUR - LOW GLOSS BLACK
- 6 ALUMINUM METAL CLADDING PANEL. VERTICAL ORIENTED - ADSOR (VONEST). COLOUR - CAMBRIDGE WHITE
- 7 PREFINISHED PANAPET METAL FLASHING CAP. COLOUR TO MATCH - DARKENED GRAY
- 8 PREFINISHED METAL OVERFLOW EMERGENCY SCUPPER. COLOUR TO MATCH - DARKENED GRAY
- 9 EXTERIOR STEEL STAIR AND LANDING CW GUARDHAND RAIL. COLOUR TO MATCH - DARKENED GRAY
- 10 INSULATED OVERHEAD DOOR. COLOUR - WHITE
- 11 WALL MOUNTED LIGHT FIXTURE. REFER TO ELECTRICAL
- 12 EXPOSED INSULATED CONCRETE FOUNDATION WALL. SACKRUBBED SMOOTH FINISH
- 13 DOOR SEAL AND SHELTER CW DOCK BUMPERS ON EACH SIDE OF OVERHEAD DOOR. TYPICAL
- 14 STEEL LOADING DOOR LEVELER CW BUMPERS. PAINTED
- 15 STEEL BOLLARDS (150#) FILLED WITH CONCRETE. PAINT YELLOW. TYPICAL
- 16 DOUBLE GLAZED ALUMINUM STOREFRONT WINDOW CW BLACK ANODIZED CAPS
- 17 DOUBLE GLAZED ALUMINUM STOREFRONT DOOR CW BLACK ANODIZED CAPS
- 18 DOUBLE GLAZED SEALED UNIT ALUMINUM WINDOW CW BLACK ANODIZED CAPS
- 19 SINGLE GLAZED (TEMPERED) BACK PAINTED GLASS. ALUMINUM INSULATED SPANDREL PANEL CW BLACK ANODIZED CAPS
- 20 CONCRETE FACED INSULATION BASE. PAINTED (COLOUR TO MATCH DARKENED GRAY). CONCRETE CURB
- 21 EXTERIOR INSULATED HOLLOW METAL DOOR. COLOUR TO MATCH - DARKENED GRAY
- 22 EXPOSED CONCRETE RETAINING WALL. SACKRUBBED SMOOTH FINISH
- 23 EXTERIOR STEEL GUARDRAIL. COLOUR TO MATCH - DARKENED GRAY
- 24 ALUMINUM FRONT FACED PANEL. PAINTED (COLOUR TO MATCH DARKENED GRAY). INSULATED SPANDREL BACK PAN PANEL CW BLACK ANODIZED CAPS

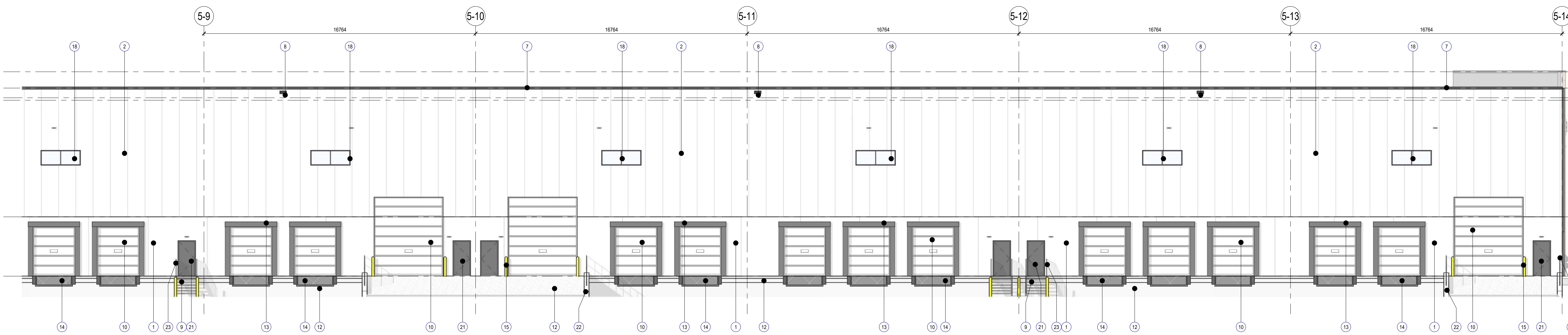
NOTE:
FOR EXTERIOR LIGHT FIXTURES LOCATION AND SPECIFICATIONS, REFER TO ELECTRICAL DRAWINGS & SCHEDULES.
ALL EXTERIOR FUTURE BUILDING SIGNAGE BY TENANTS - N.I.C. FINAL SIGNAGE DESIGN TO BE CONFIRMED.



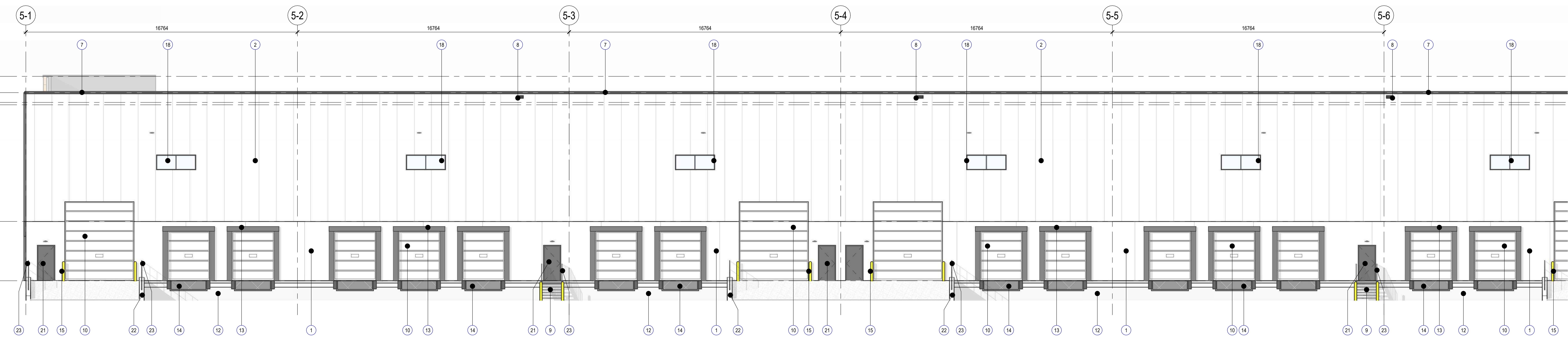
4 EAST ELEVATION (OVERALL), BUILDING 5
DP3.105 SCALE: 1:250



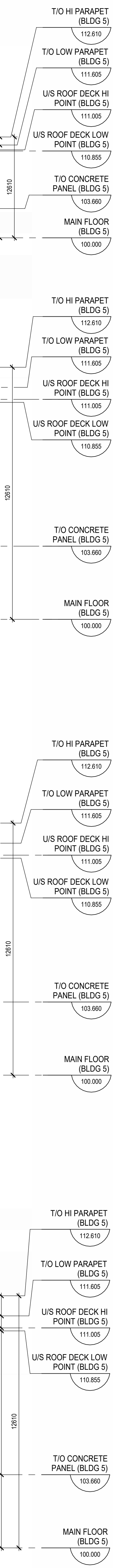
3 EAST ELEVATION (MID SIDE), BUILDING 5
DP3.105 SCALE: 1:100



2 EAST ELEVATION (NORTH SIDE), BUILDING 5
DP3.105 SCALE: 1:100



1 EAST ELEVATION (SOUTH SIDE), BUILDING 5
DP3.105 SCALE: 1:100



NO.	ISSUE/REVISION	DATE
2	ISSUED FOR DP DRI RESPONSE	2025-11-21
1	ISSUED FOR DEVELOPMENT PERMIT	2025-07-18

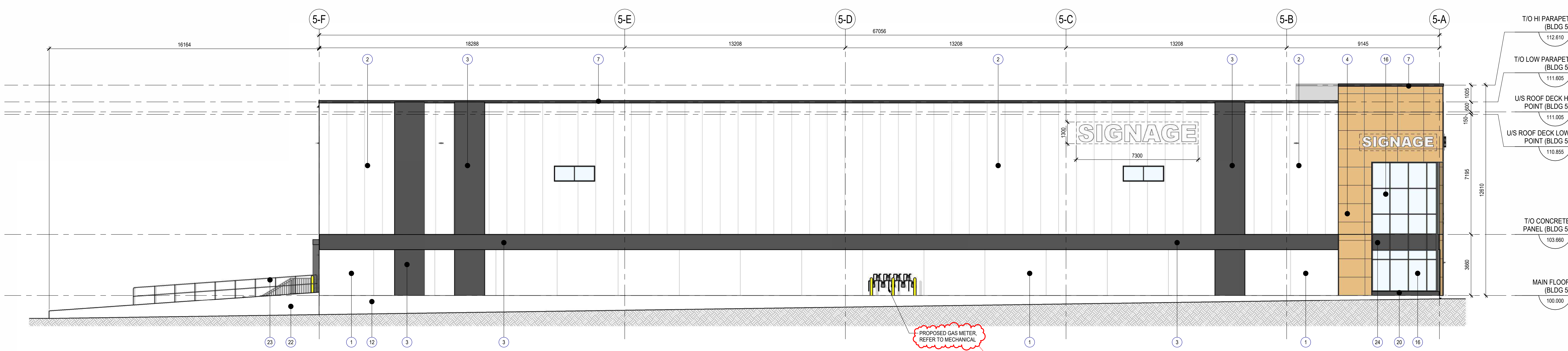
PROJECT
GLENMORE YARDS BUSINESS PARK PHASE - 2 (BUILDING 5)

PROJECT ADDRESS
2300 67th AVENUE S.E.
CALGARY, ALBERTA

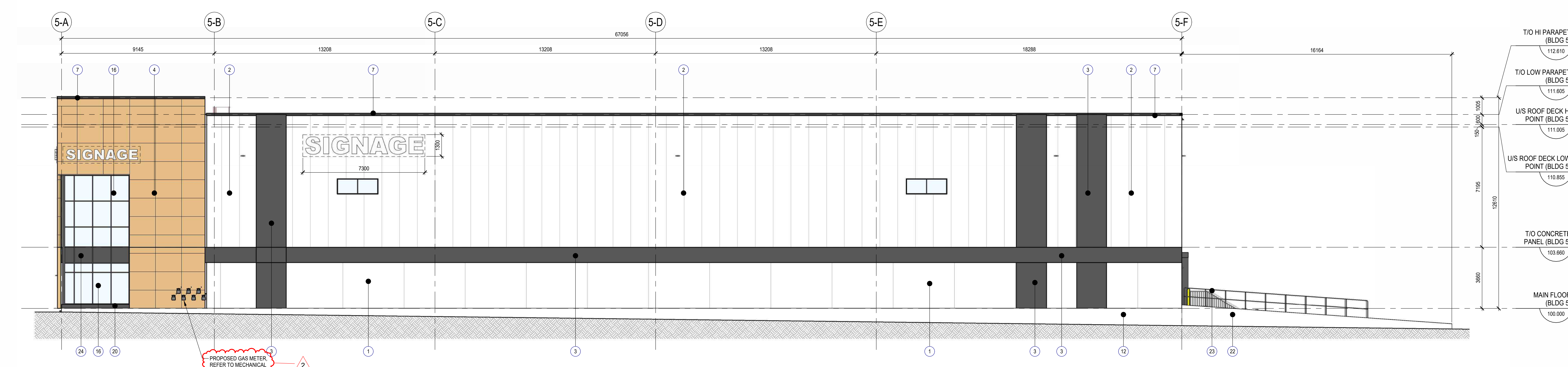
TITLE
EXTERIOR ELEVATIONS, BUILDING 5

PROJECT NO.	SCALE	DRAWN	CHECKED
223-074	As Indicated	Author	Checker

DRAWING NO. **DP3.105** REVISION NO. **2**



2 NORTH ELEVATION, BUILDING 5
DP3.106 SCALE: 1:100



1 SOUTH ELEVATION, BUILDING 5
DP3.106 SCALE: 1:100

EXTERIOR MATERIAL LEGEND

- 1 PRE-CAST CONCRETE INSULATED PANEL (SANDWICH PANEL), COLOUR - WHITE TO MATCH (MP) PANEL
- 2 INSULATED METAL PANEL (KINGS PAN) K5 MICRO-RIB, COLOUR - INFERNAL WHITE
- 3 ALUMINUM COMPOSITE PANEL (ALUCOBOND), COLOUR - DARKENED GRAY, AB180
- 4 ALUMINUM COMPOSITE PANEL (ALUCOBOND), COLOUR - RUSTED METAL
- 5 CORRUGATED METAL CLADDING PANEL, HORIZONTAL ORIENTED - W/ 2" (VERTICAL), COLOUR - LOW GLOSS BLACK
- 6 ALUMINUM METAL CLADDING PANEL, VERTICAL ORIENTED - AD300R (VICWEST), COLOUR - CAMBRIDGE WHITE
- 7 PREFINISHED PARAPET METAL FLASHING CAP, COLOUR TO MATCH - DARKENED GRAY
- 8 PREFINISHED METAL OVERFLOW EMERGENCY SCUPPER, COLOUR TO MATCH - DARKENED GRAY
- 9 EXTERIOR STEEL STAIR AND LANDING C/W GUARDHAND RAIL, COLOUR TO MATCH - DARKENED GRAY
- 10 INSULATED OVERHEAD DOOR, COLOUR - WHITE
- 11 WALL MOUNTED LIGHT FIXTURE, REFER TO ELECTRICAL
- 12 EXPOSED INSULATED CONCRETE FOUNDATION WALL, SAKORUBBED SMOOTH FINISH
- 13 DOCK SEAL AND SHELTER C/W DOCK BUMPERS ON EACH SIDE OF OVERHEAD DOOR, TYPICAL
- 14 STEEL LOADING DOCK LEVELER C/W BUMPERS, PAINTED YELLOW, TYPICAL
- 15 STEEL BOLLARDS (150#) FILLED WITH CONCRETE, PAINT YELLOW, TYPICAL
- 16 DOUBLE GLAZED ALUMINUM STOREFRONT WINDOW C/W BLACK ANODIZED CAPS
- 17 DOUBLE GLAZED ALUMINUM STOREFRONT DOOR C/W BLACK ANODIZED CAPS
- 18 DOUBLE GLAZED SEALED UNIT ALUMINUM WINDOW C/W BLACK ANODIZED CAPS
- 19 SINGLE GLAZED (TEMPERED) BACK PAINTED GLASS, ALUMINUM INSULATED SPANDREL PANEL C/W BLACK ANODIZED CAPS
- 20 CONCRETE FINISHED INSULATION BASE, PAINTED (COLOUR TO MATCH DARKENED GRAY), CONCRETE CURB
- 21 EXTERIOR INSULATED HOLLOW METAL DOOR, COLOUR TO MATCH - DARKENED GRAY
- 22 EXPOSED CONCRETE RETAINING WALL, SAKORUBBED SMOOTH FINISH
- 23 EXTERIOR STEEL GUARDRAIL, COLOUR TO MATCH - DARKENED GRAY
- 24 ALUMINUM FRONT FACED PANEL, PAINTED (COLOUR TO MATCH DARKENED GRAY, AB180), INSULATED SPANDREL BACK PANEL C/W BLACK ANODIZED CAPS

NOTE:
FOR EXTERIOR LIGHT FIXTURES LOCATION AND SPECIFICATIONS, REFER TO ELECTRICAL DRAWINGS & SCHEDULES.
ALL EXTERIOR FUTURE BUILDING SIGNAGE BY TENANTS - N.I.C. FINAL SIGNAGE DESIGN TO BE CONFIRMED.

NO.	ISSUE/REVISION	DATE
2	ISSUED FOR DP DRI RESPONSE	2025-11-21
1	ISSUED FOR DEVELOPMENT PERMIT	2025-07-18

PROJECT
GLENMORE YARDS BUSINESS PARK PHASE - 2 (BUILDING 5)

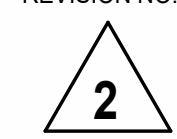
PROJECT ADDRESS
2300 67th AVENUE S.E.
CALGARY, ALBERTA

TITLE
EXTERIOR ELEVATIONS, BUILDING 5

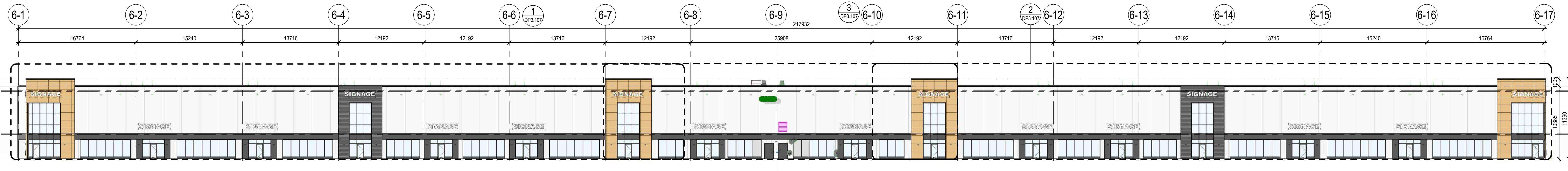
PROJECT NO.	SCALE	DRAWN	CHECKED
223-074	As Indicated	Author	Checker

DRAWING NO. REVISION NO.

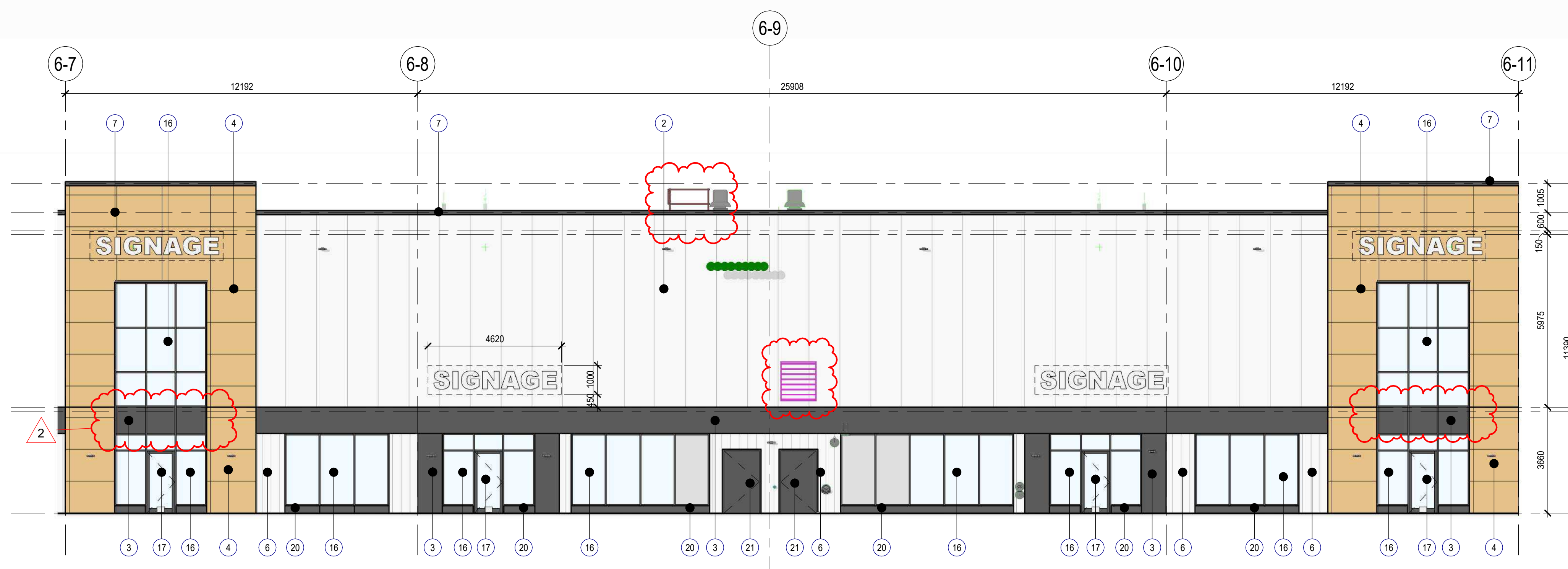
DP3.106



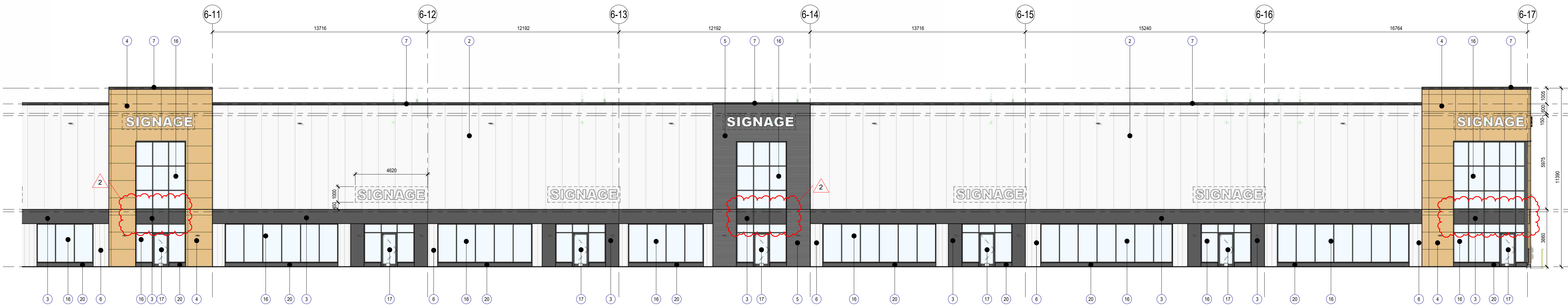
- EXTERIOR MATERIAL LEGEND**
- 1 PRE-CAST CONCRETE INSULATED PANEL (SANDWICH PANEL). COLOUR - WHITE TO MATCH (M/P) PANEL
 - 2 INSULATED METAL PANEL (KINGSPAN) K3 MICRO-RIB. COLOUR - IMPERIAL WHITE
 - 3 ALUMINUM COMPOSITE PANEL (ALUCOBOND). COLOUR - DARKENED GRAY. A8160
 - 4 ALUMINUM COMPOSITE PANEL (ALUCOBOND). COLOUR - RUSTED METAL
 - 5 CORRUGATED METAL CLADDING PANEL. HORIZONTAL ORIENTED - WF-78" (WESTFORM). COLOUR - LOW GLOSS BLACK
 - 6 ALUMINUM METAL CLADDING PANEL. VERTICAL ORIENTED - AD300R (VICWEST). COLOUR - CAMBRIDGE WHITE
 - 7 PREFINISHED PARAPET METAL FLASHING CAP. COLOUR TO MATCH - DARKENED GRAY
 - 8 PREFINISHED METAL OVERFLOW EMERGENCY SCUPPER. COLOUR TO MATCH - DARKENED GRAY
 - 9 EXTERIOR STEEL STAIR AND LANDING C/W GUARDHAND RAIL. COLOUR TO MATCH - DARKENED GRAY
 - 10 INSULATED OVERHEAD DOOR. COLOUR - WHITE
 - 11 WALL MOUNTED LIGHT FIXTURE. REFER TO ELECTRICAL
 - 12 EXPOSED INSULATED CONCRETE FOUNDATION WALL. SACKRUBBED SMOOTH FINISH
 - 13 DOOR SEAL AND SHELTER C/W DOOR BUMPERS ON EACH SIDE OF OVERHEAD DOOR. TYPICAL
 - 14 STEEL LOADING DOCK LEVELER C/W BUMPERS. PAINTED
 - 15 STEEL BOLLARDS (150#) FILLED WITH CONCRETE. PAINT YELLOW. TYPICAL
 - 16 DOUBLE GLAZED ALUMINUM STOREFRONT WINDOW C/W BLACK ANODIZED CAPS
 - 17 DOUBLE GLAZED ALUMINUM STOREFRONT DOOR C/W BLACK ANODIZED CAPS
 - 18 DOUBLE GLAZED SEALED UNIT ALUMINUM WINDOW C/W BLACK ANODIZED CAPS
 - 19 SINGLE GLAZED (TEMPERED) BACK PAINTED GLASS. ALUMINUM INSULATED SPANDREL PANEL C/W BLACK ANODIZED CAPS
 - 20 CONCRETE FACED INSULATION BASE. PAINTED (COLOUR TO MATCH - DARKENED GRAY). CONCRETE CURB
 - 21 EXTERIOR INSULATED HOLLOW METAL DOOR. COLOUR TO MATCH - DARKENED GRAY
 - 22 EXPOSED CONCRETE RETAINING WALL. SACKRUBBED SMOOTH FINISH
 - 23 EXTERIOR STEEL GUARDRAIL. COLOUR TO MATCH - DARKENED GRAY
 - 24 ALUMINUM FRONT FACED PANEL. PAINTED (COLOUR TO MATCH - DARKENED GRAY). INSULATED SPANDREL BACK P/W PANEL C/W BLACK ANODIZED CAPS
- NOTE:
FOR EXTERIOR LIGHT FIXTURES LOCATION AND SPECIFICATIONS, REFER TO ELECTRICAL DRAWINGS & SCHEDULES.
ALL EXTERIOR FUTURE BUILDING SIGNAGE BY TENANTS - N.I.C. FINAL SIGNAGE DESIGN TO BE CONFIRMED.



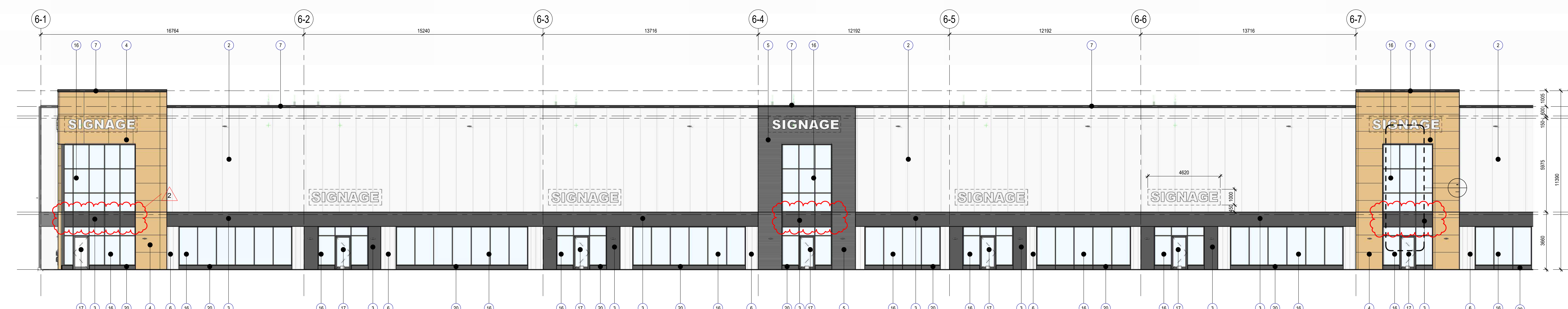
4 EAST ELEVATION (OVERALL), BUILDING 6
SCALE: 1:250



3 EAST ELEVATION (MID SIDE), BUILDING 6
SCALE: 1:100



2 EAST ELEVATION (NORTH SIDE), BUILDING 6
SCALE: 1:100



1 EAST ELEVATION (SOUTH SIDE), BUILDING 6
SCALE: 1:100

NO.	ISSUE/REVISION	DATE
2	ISSUED FOR DP DRI RESPONSE	2025-11-21
1	ISSUED FOR DEVELOPMENT PERMIT	2025-07-18

PROJECT
GLENMORE YARDS BUSINESS PARK PHASE - 2 (BUILDING 6)

PROJECT ADDRESS
2300 67th AVENUE S.E.
CALGARY, ALBERTA

TITLE
EXTERIOR ELEVATIONS, BUILDING 6

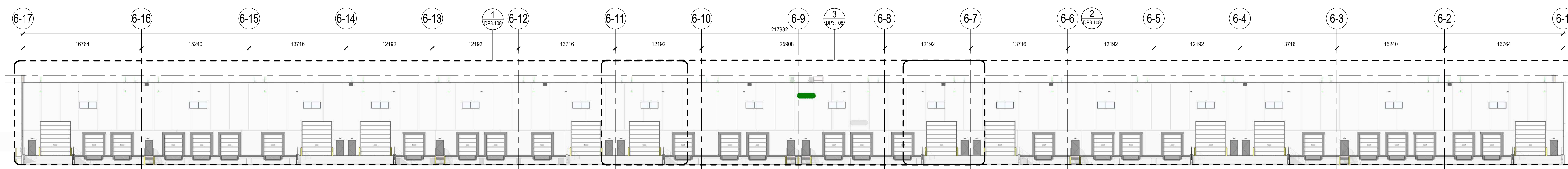
PROJECT NO.	SCALE	DRAWN	CHECKED
Project Number	As Indicated	Author	Checker

DRAWING NO. **DP3.107** REVISION NO. **2**

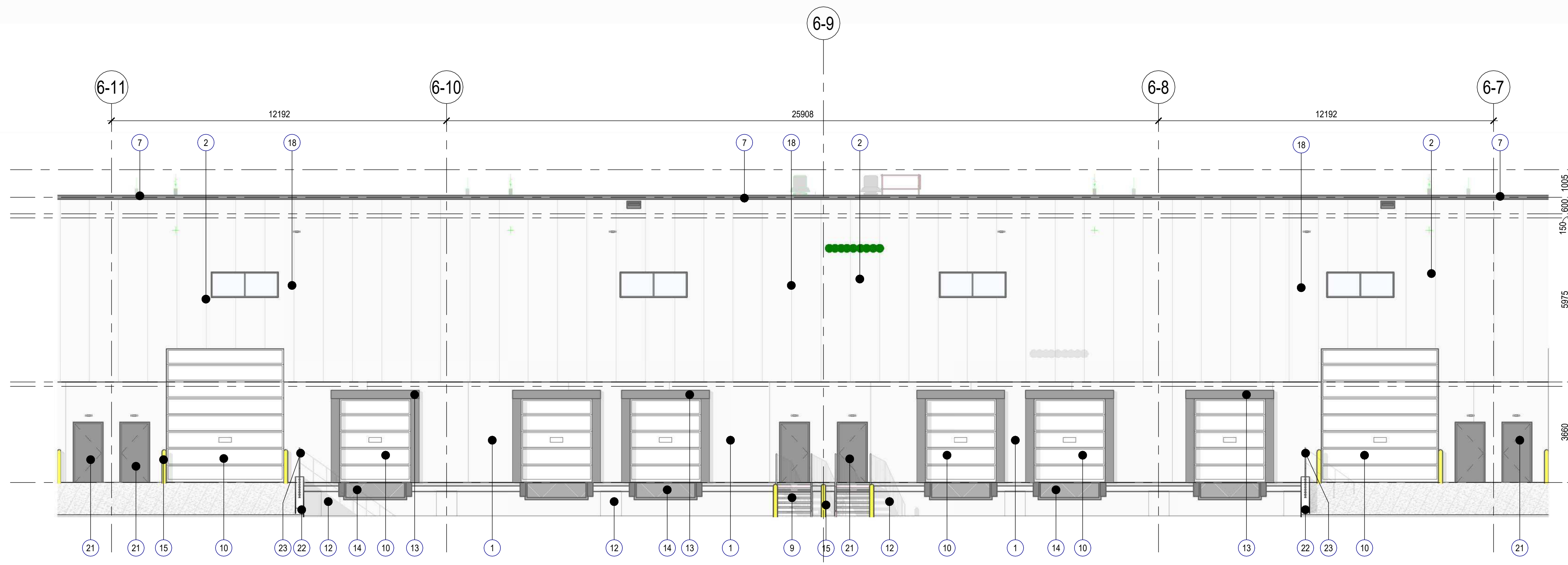
11/24/2025 9:41:15 AM Autodesk Docs | Glenmore Yards Business Park | 2300 67th Ave S.E. | DP3.107 | BLDG_6_025.rvt

EXTERIOR MATERIAL LEGEND	
1	PRE-CAST CONCRETE INSULATED PANEL (SANDWICH PANEL), COLOUR - WHITE TO MATCH (M/P) PANEL
2	INSULATED METAL PANEL (KINGSPIAN) K3 MICRO-RIB, COLOUR - IMPERIAL WHITE
3	ALUMINUM COMPOSITE PANEL (ALUCOBOND), COLOUR - DARKENED GRAY, AB160
4	ALUMINUM COMPOSITE PANEL (ALUCOBOND), COLOUR - RUSTED METAL
5	CORRUGATED METAL CLADDING PANEL, HORIZONTAL ORIENTED - WF-78" (WESTFORM), COLOUR - LOW GLOSS BLACK
6	ALUMINUM METAL CLADDING PANEL, VERTICAL ORIENTED - AD300R (VICWEST), COLOUR - CAMBRIDGE WHITE, COLOUR TO MATCH - DARKENED GRAY
7	PREFINISHED PARAPET METAL FLASHING CAP, COLOUR TO MATCH - DARKENED GRAY
8	PREFINISHED METAL OVERFLOW EMERGENCY SCUPPER, COLOUR TO MATCH - DARKENED GRAY
9	EXTERIOR STEEL STAIR AND LANDING C/W GUARDHAND RAIL, COLOUR TO MATCH - DARKENED GRAY
10	INSULATED OVERHEAD DOOR, COLOUR - WHITE
11	WALL MOUNTED LIGHT FIXTURE, REFER TO ELECTRICAL
12	EXPOSED INSULATED CONCRETE FOUNDATION WALL, SACKRUBBED SMOOTH FINISH
13	DOOR SEAL AND SHELTER C/W DOOR BUMPERS ON EACH SIDE OF OVERHEAD DOOR, TYPICAL
14	STEEL LOADING DOCK LEVELER C/W BUMPERS, PAINTED
15	STEEL BOLLARDS (150#) FILLED WITH CONCRETE, PAINT YELLOW, TYPICAL
16	DOUBLE GLAZED ALUMINUM STOREFRONT WINDOW C/W BLACK ANODIZED CAPS
17	DOUBLE GLAZED ALUMINUM STOREFRONT DOOR C/W BLACK ANODIZED CAPS
18	DOUBLE GLAZED SEALED UNIT ALUMINUM WINDOW C/W BLACK ANODIZED CAPS
19	SINGLE GLAZED (TEMPERED) BACK PAINTED GLASS, ALUMINUM WINDOW C/W BLACK ANODIZED CAPS
20	CONCRETE FACED INSULATION BASE, PAINTED (COLOUR TO MATCH DARKENED GRAY), CONCRETE CURB
21	EXTERIOR INSULATED HOLLOW METAL DOOR, COLOUR TO MATCH - DARKENED GRAY
22	EXPOSED CONCRETE RETAINING WALL, SACKRUBBED SMOOTH FINISH
23	EXTERIOR STEEL GUARDRAIL, COLOUR TO MATCH - DARKENED GRAY
24	ALUMINUM FRONT FACED PANEL, PAINTED (COLOUR TO MATCH DARKENED GRAY, AB160), INSULATED SPANDREL BACK PAN PANEL C/W BLACK ANODIZED CAPS

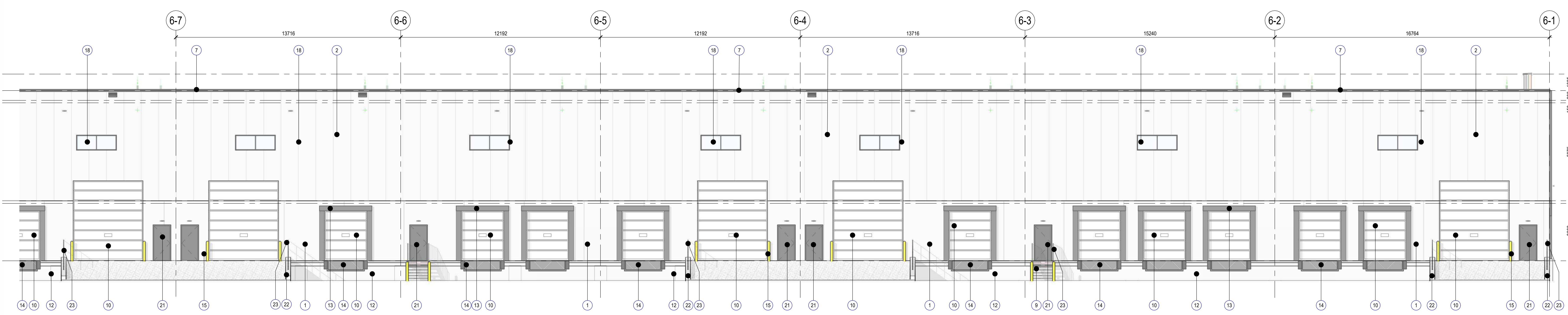
NOTE:
FOR EXTERIOR LIGHT FIXTURES LOCATION AND SPECIFICATIONS, REFER TO ELECTRICAL DRAWINGS & SCHEDULES.
ALL EXTERIOR FUTURE BUILDING SIGNAGE BY TENANTS - N.I.C. FINAL SIGNAGE DESIGN TO BE CONFIRMED.



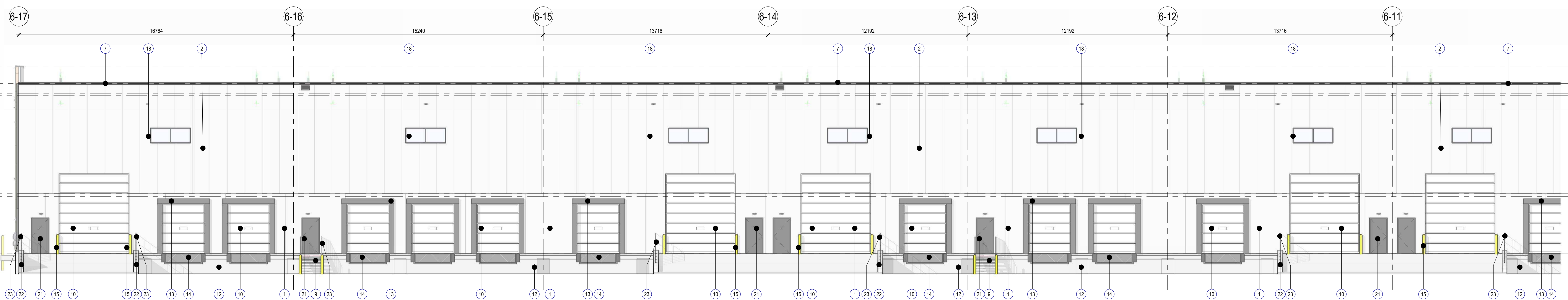
4 WEST ELEVATION (OVERALL), BUILDING 6
SCALE: 1:250



3 WEST ELEVATION (MID SIDE), BUILDING 6
SCALE: 1:100



2 WEST ELEVATION (SOUTH SIDE), BUILDING 6
SCALE: 1:100



1 WEST ELEVATION (NORTH SIDE), BUILDING 6
SCALE: 1:100

NO.	ISSUE/REVISION	DATE
2	ISSUED FOR DP DRI RESPONSE	2025-11-21
1	ISSUED FOR DEVELOPMENT PERMIT	2025-07-18

PROJECT
GLENMORE YARDS BUSINESS PARK PHASE - 2 (BUILDING 6)

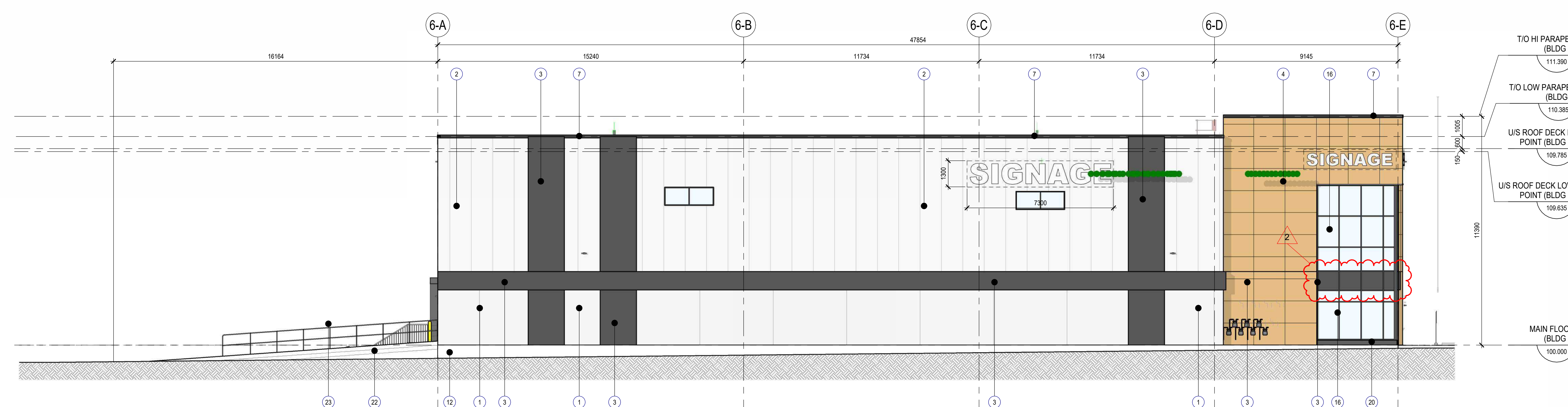
PROJECT ADDRESS
2300 67th AVENUE S.E.
CALGARY, ALBERTA

TITLE
EXTERIOR ELEVATIONS, BUILDING 6

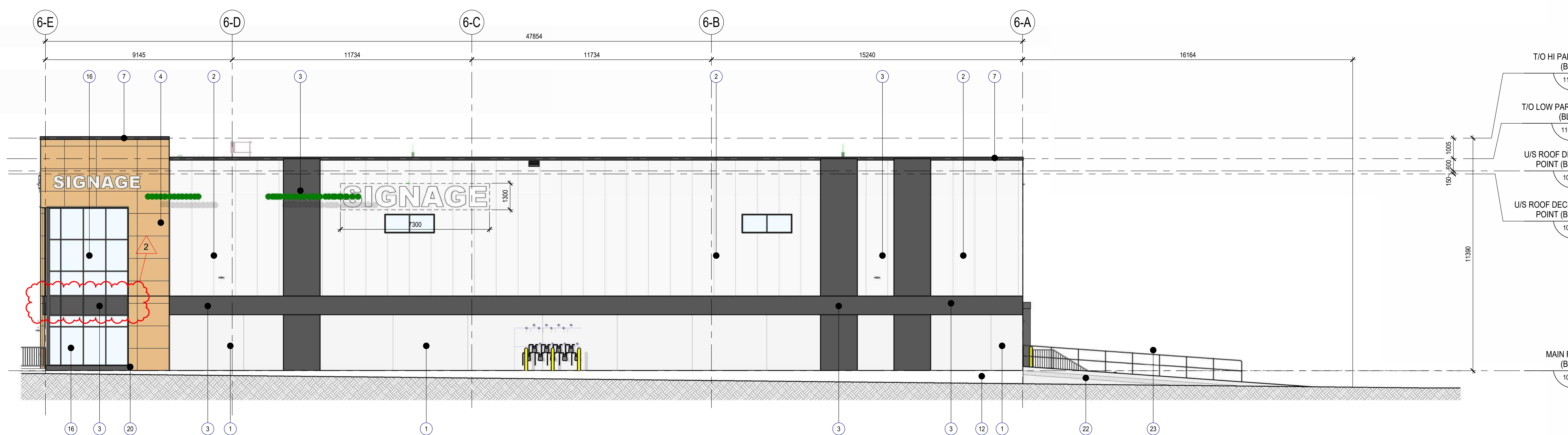
PROJECT NO.	SCALE	DRAWN	CHECKED
Project Number	As Indicated	Author	Checker

DRAWING NO. **DP3.108** REVISION NO. **2**

11/24/2025 9:14:45 AM Autodesk Docs | Glenmore Yards Business Park | 2300 67th Ave S.E. | DP3.108 - F2-BLDG 6 - R25-N



2 SOUTH ELEVATION, BUILDING 6
DPS 109 SCALE: 1:100



1 NORTH ELEVATION, BUILDING 6
DPS 109 SCALE: 1:100

- EXTERIOR MATERIAL LEGEND**
- 1 PRE-CAST CONCRETE INSULATED PANEL (SANDWICH PANEL), COLOUR - WHITE TO MATCH (MP) PANEL
 - 2 INSULATED METAL PANEL (KINGSPAN) KS MICRO-RIB, COLOUR - IMPERIAL WHITE
 - 3 ALUMINUM COMPOSITE PANEL (ALUCOBOND), COLOUR - DARKENED GRAY, AB100
 - 4 ALUMINUM COMPOSITE PANEL (ALUCOBOND), COLOUR - RUSTED METAL
 - 5 CORRUGATED METAL CLADDING PANEL, HORIZONTAL ORIENTED - INF-38 (WESTFORM), COLOUR - LOW GLOSS BLACK
 - 6 ALUMINUM METAL CLADDING PANEL, VERTICAL ORIENTED - ADORR (VICOSTE), COLOUR - CAMBRIDGE WHITE
 - 7 PREFINISHED PARAPET METAL FLASHING CAP, COLOUR TO MATCH - DARKENED GRAY
 - 8 PREFINISHED METAL OVERFLOW EMERGENCY SCUPPER, COLOUR TO MATCH - DARKENED GRAY
 - 9 EXTERIOR STEEL STAIR AND LANDING CW GUARDHAND RAIL, COLOUR TO MATCH - DARKENED GRAY
 - 10 INSULATED OVERHEAD DOOR, COLOUR - WHITE
 - 11 WALL MOUNTED LIGHT FIXTURE, REFER TO ELECTRICAL
 - 12 EXPOSED INSULATED CONCRETE FOUNDATION WALL, SACKRUBBED SMOOTH FINISH
 - 13 DOCK SEAL AND SHELTER CW DOCK BUMPERS ON EACH SIDE OF OVERHEAD DOOR, TYPICAL
 - 14 STEEL LOADING DOCK LEVELER CW BUMPERS, PAINTED YELLOW, TYPICAL
 - 15 STEEL BOLLARDS (150") FILLED WITH CONCRETE, PAINT YELLOW, TYPICAL
 - 16 DOUBLE GLAZED ALUMINUM STOREFRONT WINDOW CW BLACK ANODIZED CAPS
 - 17 DOUBLE GLAZED ALUMINUM STOREFRONT DOOR CW BLACK ANODIZED CAPS
 - 18 DOUBLE GLAZED SEALED UNIT ALUMINUM WINDOW CW BLACK ANODIZED CAPS
 - 19 SINGLE GLAZED (TEMPERED) BACK PAINTED GLASS, ALUMINUM INSULATED SPANDREL PANEL CW BLACK ANODIZED CAPS
 - 20 CONCRETE FACED INSULATION BASE, PAINTED (COLOUR TO MATCH DARKENED GRAY), CONCRETE CURBS
 - 21 EXTERIOR INSULATED HOLLOW METAL DOOR, COLOUR TO MATCH - DARKENED GRAY
 - 22 EXPOSED CONCRETE RETAINING WALL, SACKRUBBED SMOOTH FINISH
 - 23 EXTERIOR STEEL GUARDRAIL, COLOUR TO MATCH - DARKENED GRAY
 - 24 ALUMINUM FRONT FACED PANEL, PAINTED (COLOUR TO MATCH DARKENED GRAY, AB100), INSULATED SPANDREL BACK PAN PANEL CW BLACK ANODIZED CAPS
- NOTE:**
FOR EXTERIOR LIGHT FIXTURES LOCATION AND SPECIFICATIONS, REFER TO ELECTRICAL DRAWINGS & SCHEDULES.
ALL EXTERIOR FUTURE BUILDING SIGNAGE BY TENANTS - N.I.C. FINAL SIGNAGE DESIGN TO BE CONFIRMED.

NO.	ISSUE/REVISION	DATE
2	ISSUED FOR DP/DR1 RESPONSE	2025-11-21
1	ISSUED FOR DEVELOPMENT PERMIT	2025-07-18

PROJECT
GLENMORE YARDS BUSINESS PARK PHASE - 2 (BUILDING 6)

PROJECT ADDRESS
2000 67th AVENUE S.E.
CALGARY, ALBERTA

TITLE
EXTERIOR ELEVATIONS, BUILDING 6

PROJECT NO.	SCALE	DRAWN	CHECKED
Project Number	As Indicated	Author	Checker

DRAWING NO. _____ REVISION NO. _____

DP3.109

2