



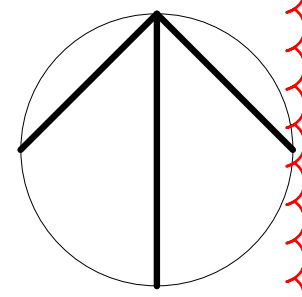
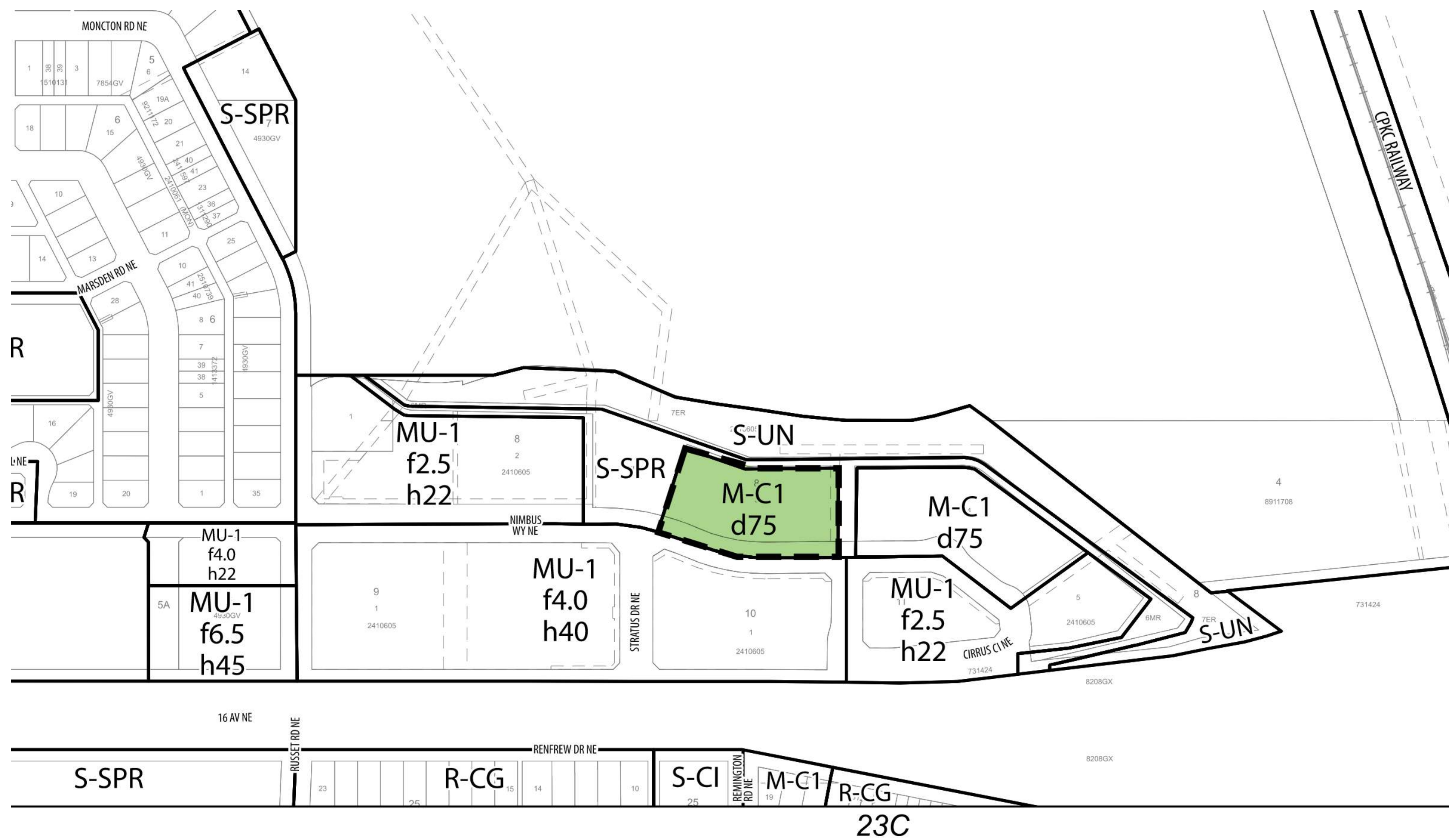
Project Name Midfield Site 03
Municipal Address 60 Cirrus Circle NE, Calgary AB
Legal Address Plan 2410605, Block 8, Lot 3

Site Information

Site Area	60,534 sqft	5,623 sqm	0.56 Ha
	Landuse	Proposed	
Zoning	M-C1 d75	M-C1 d75	
Density	75 DU/Ha	75 DU/Ha	
Vehicular Parking	25	40	Garage
	4	5	Visitor
Total	29	45	
Bicycle Parking	40	40	Class 01 (GARAGE + LOCKER)
	9	9	Class 02
Total	49	49	

Development Statistics

Buildings	Townhouse	Secondary Suites (A)	Secondary Suites (B)	Type A	Type B	Gross Floor Area (sqft)
Building 01	3.0	1.0	2.0	1.0	2.0	4965.00
Building 02	4.0	2.0	2.0	2.0	2.0	6586.00
Building 03	5.0	3.0	2.0	4.0	1.0	8176.00
Building 04	3.0	2.0	1.0	2.0	1.0	4914.00
Building 05	5.0	3.0	2.0	3.0	2.0	8207.00
Building 06	3.0	1.0	2.0	1.0	2.0	4965.00
Building 07	4.0	2.0	2.0	2.0	2.0	6586.00
Building 08	5.0	3.0	2.0	4.0	1.0	8176.00
Building 09	3.0	2.0	1.0	2.0	1.0	4914.00
Building 10	5.0	3.0	2.0	3.0	2.0	8207.00
Total	40.0	22.0	18.0	24.0	16.0	65696.00



DATE	ISSUED FOR	REV
2025-11-17	DR01 Response	1



This drawing has been prepared solely for the use of ALPHABUILT and there are no representations of any kind made by

This drawing shall not be used for construction purposes until the seal appearing hereon is signed and dated by the Architect or Engineer

Project Component

Key Plan

Seal(s)

Consultants

Survey:
 Civil:
 Architecture:
 Structural:
 Mechanical:
 Electrical:
 Interiors:
 Landscape:

Checked
 Checker

Drawn
 O. GILANI

Client

ALPHABUILT

Project

MIDFIELD SITE 03

216 CIRRUS CI NE
 Calgary AB, Canada.

Drawing Title

SITE STATISTICS AND VICINITY PLAN

Scale

Project No. PACT25-03

Drawing No.

DP10-3.01

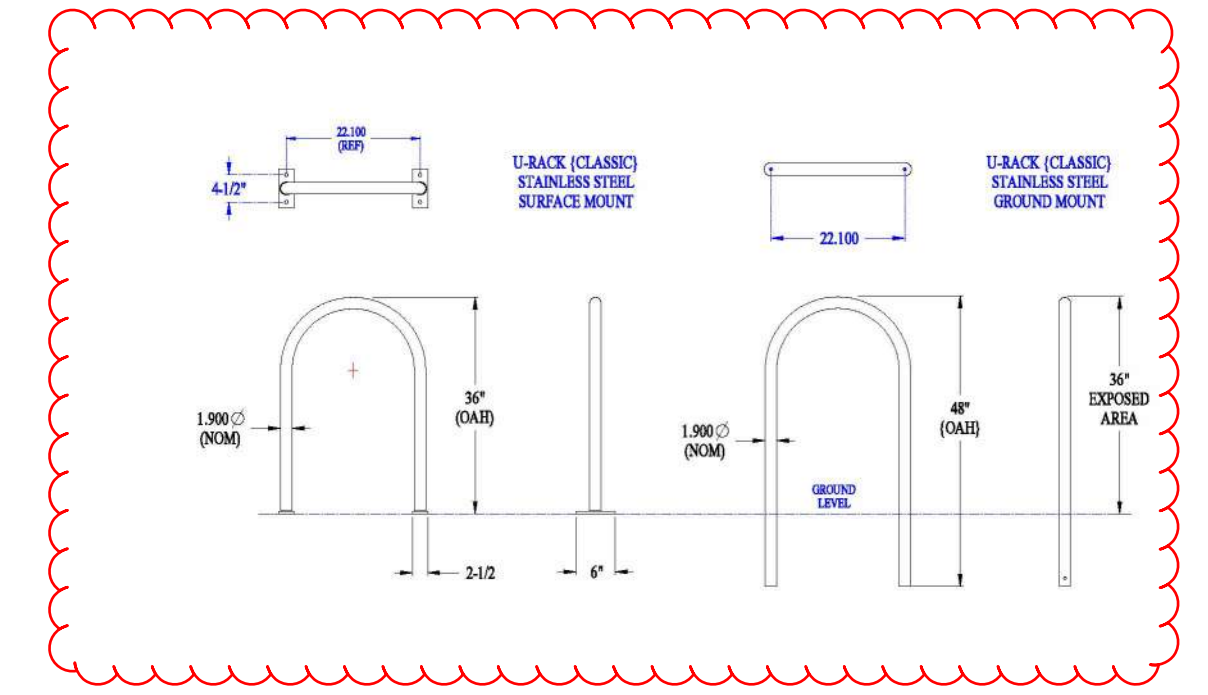
11/19/2025 10:08:17 AM

Autodesk Docs\rs\5_Midfield\Highway\DR10_Site.v4

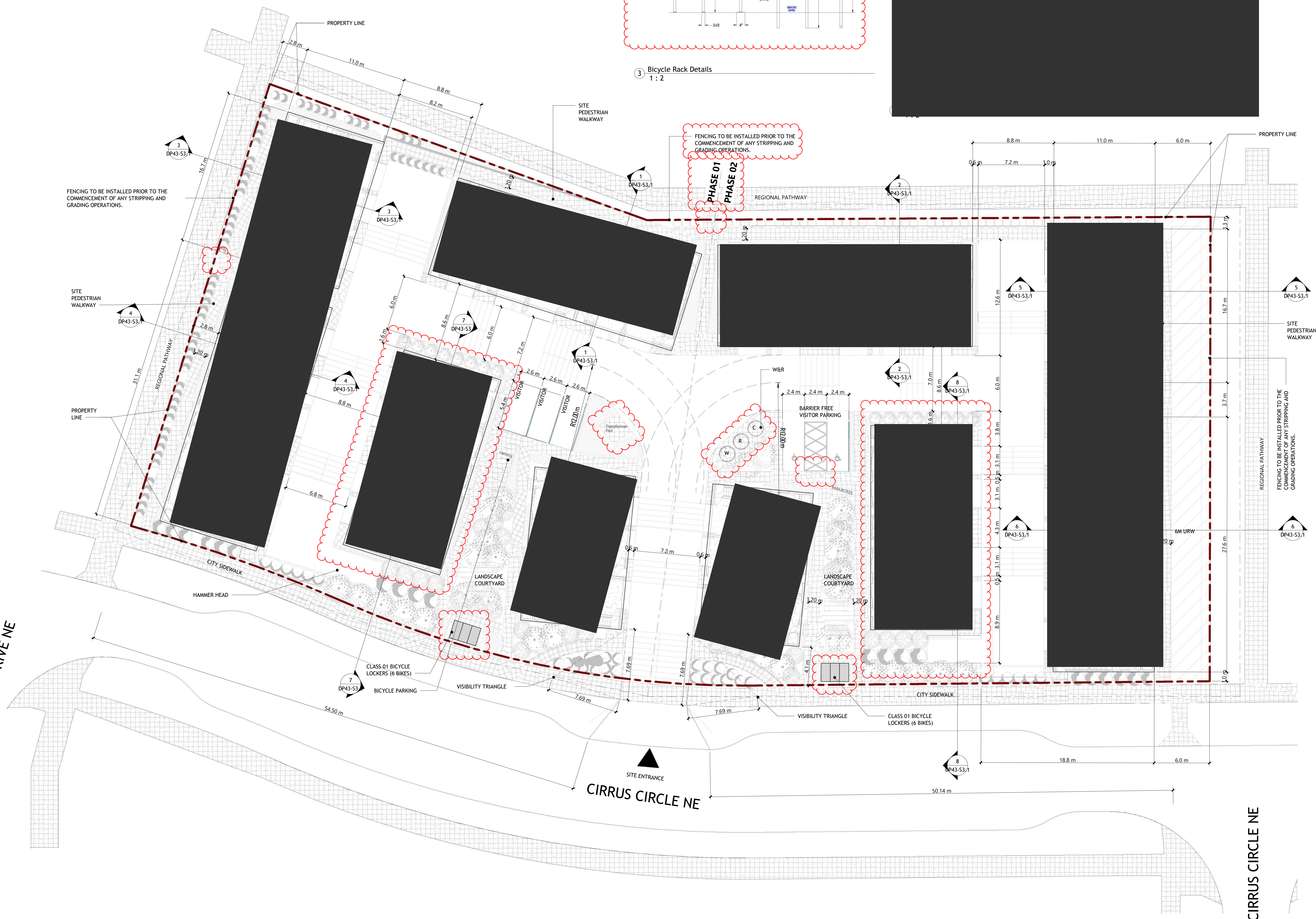
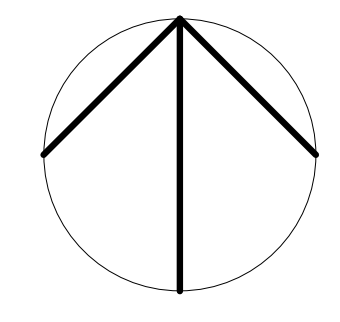
STRATUS DRIVE NE

CIRRUS CIRCLE NE

CIRRUS CIRCLE NE



3 Bicycle Rack Details
1:2



1 Site Plan
1:175

DATE	ISSUED FOR	REV
2025-11-17	DR01 Response	1



This drawing has been prepared solely for the use of ALPHABUILT and there are no representations of any kind made by

This drawing shall not be used for construction purposes until the seal appearing hereon is signed and dated by the Architect or Engineer

Project Component

Key Plan

Seal(s)

Consultants

- Survey:
- Civil:
- Architecture:
- Structural:
- Mechanical:
- Electrical:
- Interiors:
- Landscape:

Checked	Drawn
Checker	Author

Client
ALPHABUILT

Project
MIDFIELD SITE 03

216 CIRRUS CI NE
Calgary AB, Canada.

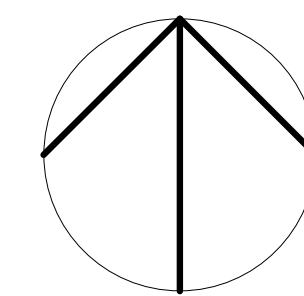
Drawing Title
OVERALL SITE PLAN

Scale
As indicated

Project No.
PACT25-03

Drawing No.

DP10-3.02



DATE	ISSUED FOR	REV
2025-11-17	DR01 Response	1



This drawing has been prepared solely for the use of ALPHABUILT and there are no representations of any kind made by

This drawing shall not be used for construction purposes until the seal appearing hereon is signed and dated by the Architect or Engineer

Project Component

Key Plan

Seal(s)

Consultants
 Survey:
 Civil:
 Architecture:
 Structural:
 Mechanical:
 Electrical:
 Interiors:
 Landscape:

Checked
 Checker

Drawn
 O. GILANI

Client
ALPHABUILT

Project
MIDFIELD SITE 03

216 CIRRUS CI NE
 Calgary AB, Canada.

Drawing Title
SITE PHOTOGRAPHS

Scale

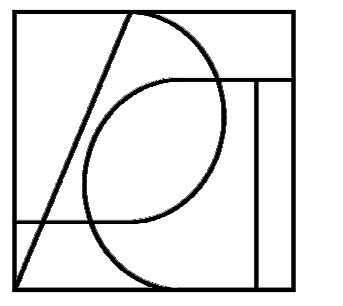
Project No. PACT25-03

Drawing No.
DP10-3.06

11/19/2025 10:09:38 AM



DATE	ISSUED FOR	REV
2025-11-17	DR01 Response	1



PACT
PRACTICE OF ARCHITECTURE
THROUGH COLLECTIVE THINKING INC.



This drawing has been prepared solely for the use of ALPHABUILT and there are no representations of any kind made by

This drawing shall not be used for construction purposes until the seal appearing hereon is signed and dated by the Architect or Engineer

Project Component

Key Plan

Seal(s)

Consultants
Survey:
Civil:
Architecture:
Structural:
Mechanical:
Electrical:
Interiors:
Landscape:

Checked
Checker

Drawn
Author

Client
ALPHABUILT

Project
MIDFIELD SITE 03

216 CIRRUS CI NE
Calgary AB, Canada.

Drawing Title
3D RENDERINGS

Scale

Project No. PACT25-03

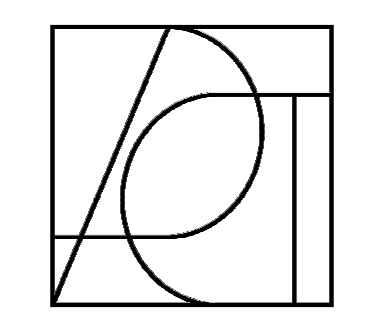
Drawing No.

DP10-3.07

11/19/2025 10:09:47 AM



DATE	ISSUED FOR	REV
2025-11-17	DR01 Response	1



PACT
PRACTICE OF ARCHITECTURE
THROUGH COLLECTIVE THINKING INC.



This drawing has been prepared solely for the use of ALPHABUILT and there are no representations of any kind made by

This drawing shall not be used for construction purposes until the seal appearing hereon is signed and dated by the Architect or Engineer

Project Component

Key Plan

Seal(s)

Consultants
Survey:
Civil:
Architecture:
Structural:
Mechanical:
Electrical:
Interiors:
Landscape:

Checked
Checker

Drawn
Author

Client
ALPHABUILT

Project
MIDFIELD SITE 03

216 CIRRUS CI NE
Calgary AB, Canada.

Drawing Title
3D RENDERINGS

Scale

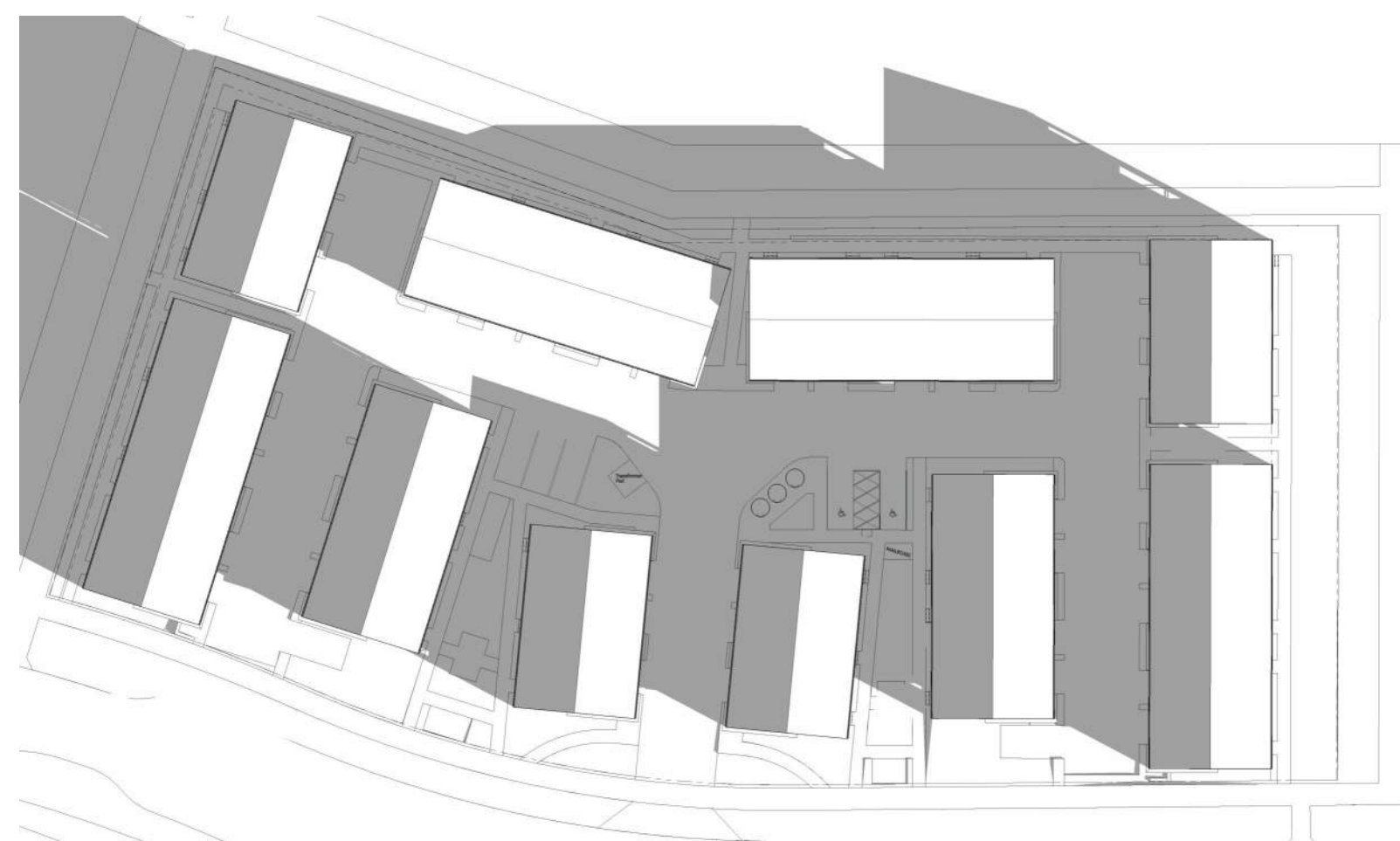
Project No. PACT25-03

Drawing No.

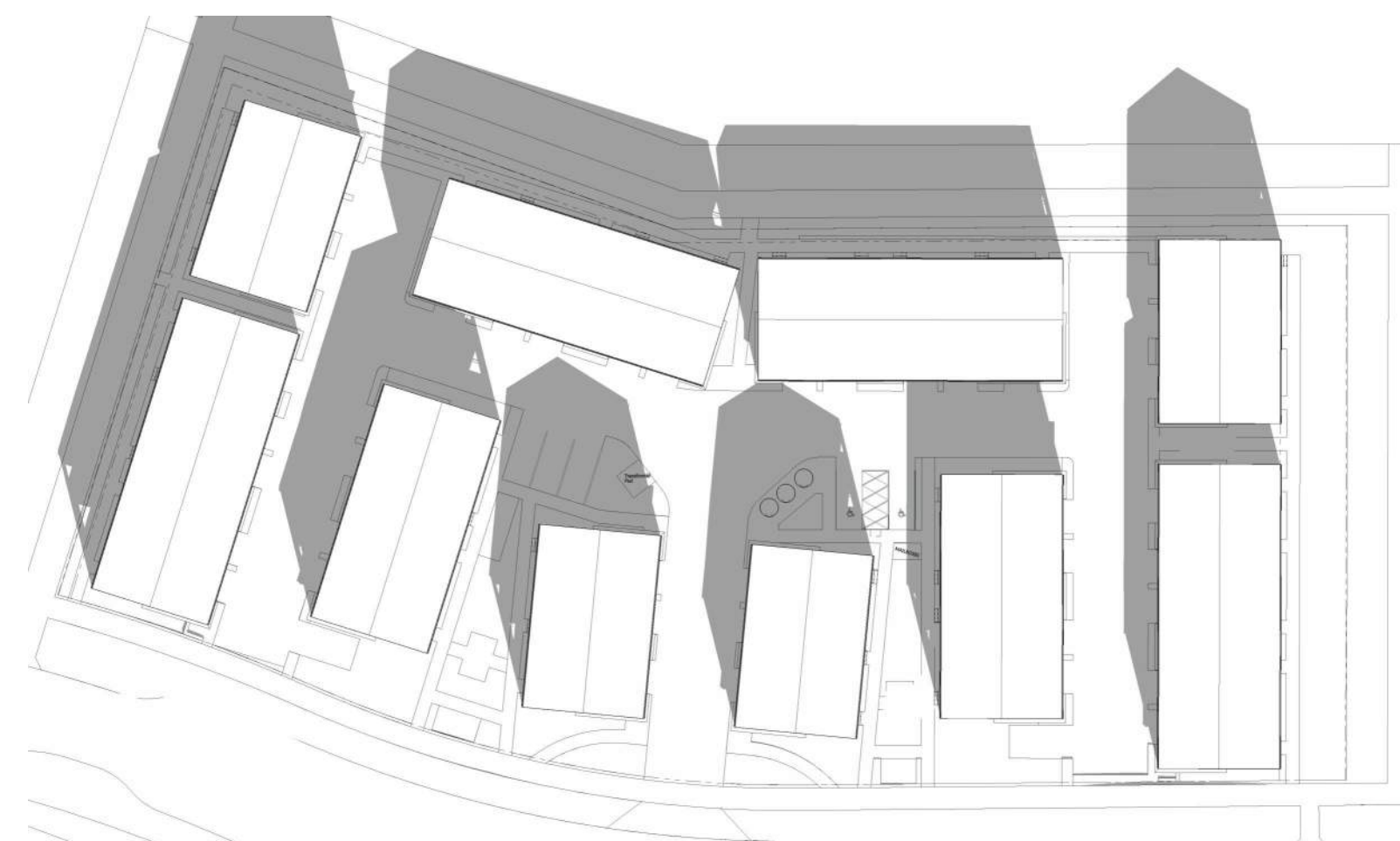
DP10-3.08

Autodesk Document: Midfield_Highrise_RENDER_03.dwg

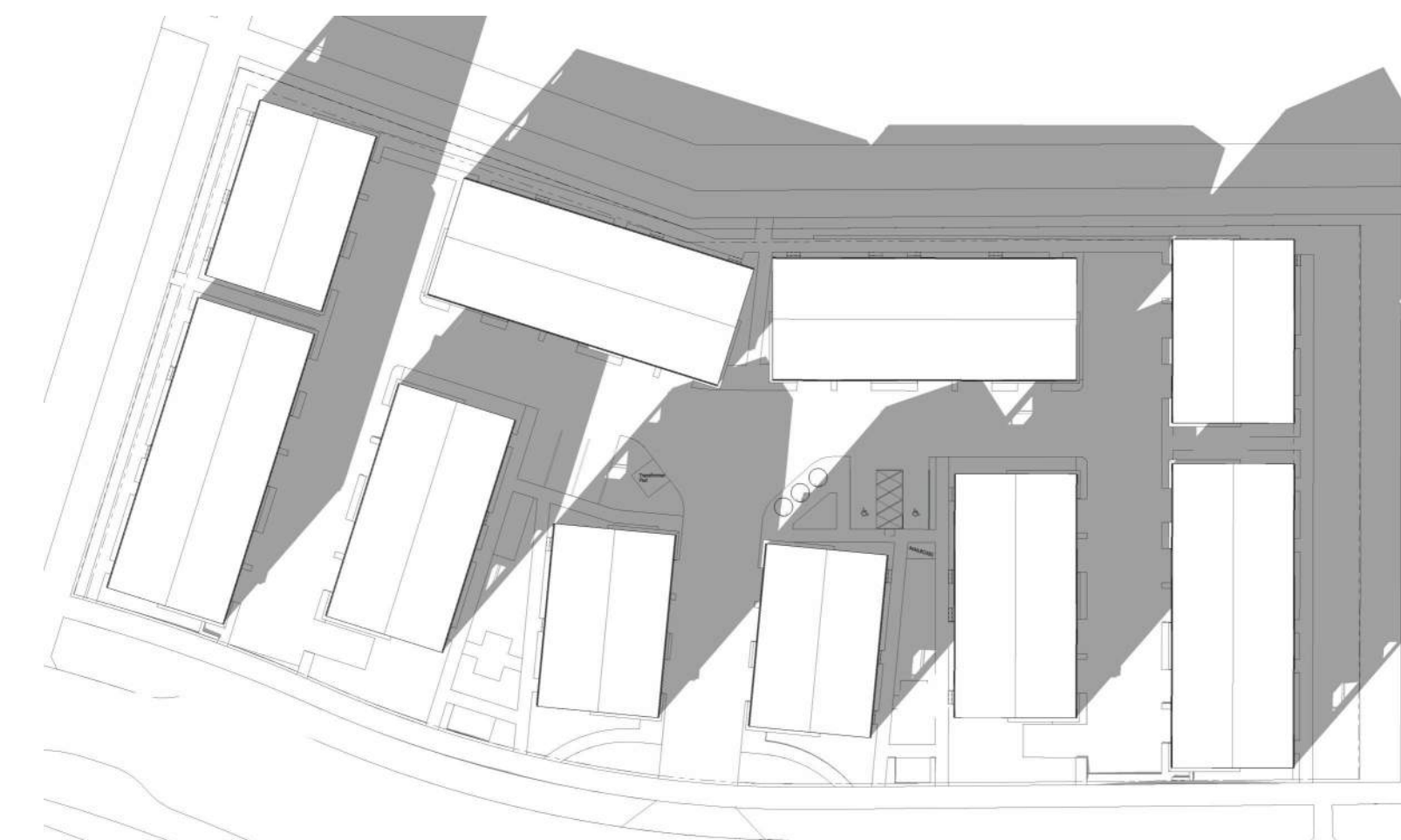
11/19/2025 10:09:58 AM



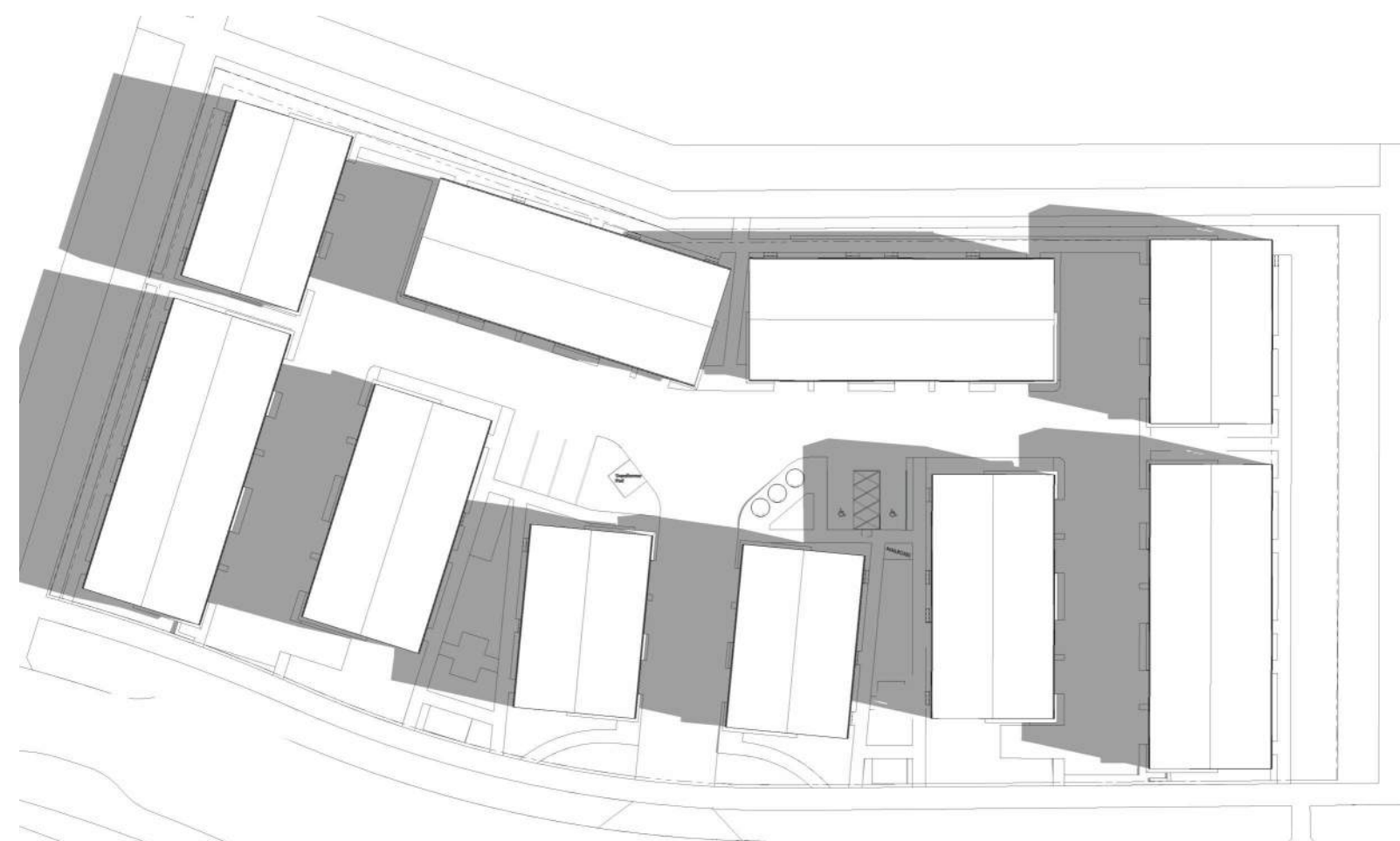
1 Site 03_0320_0900
1 : 4



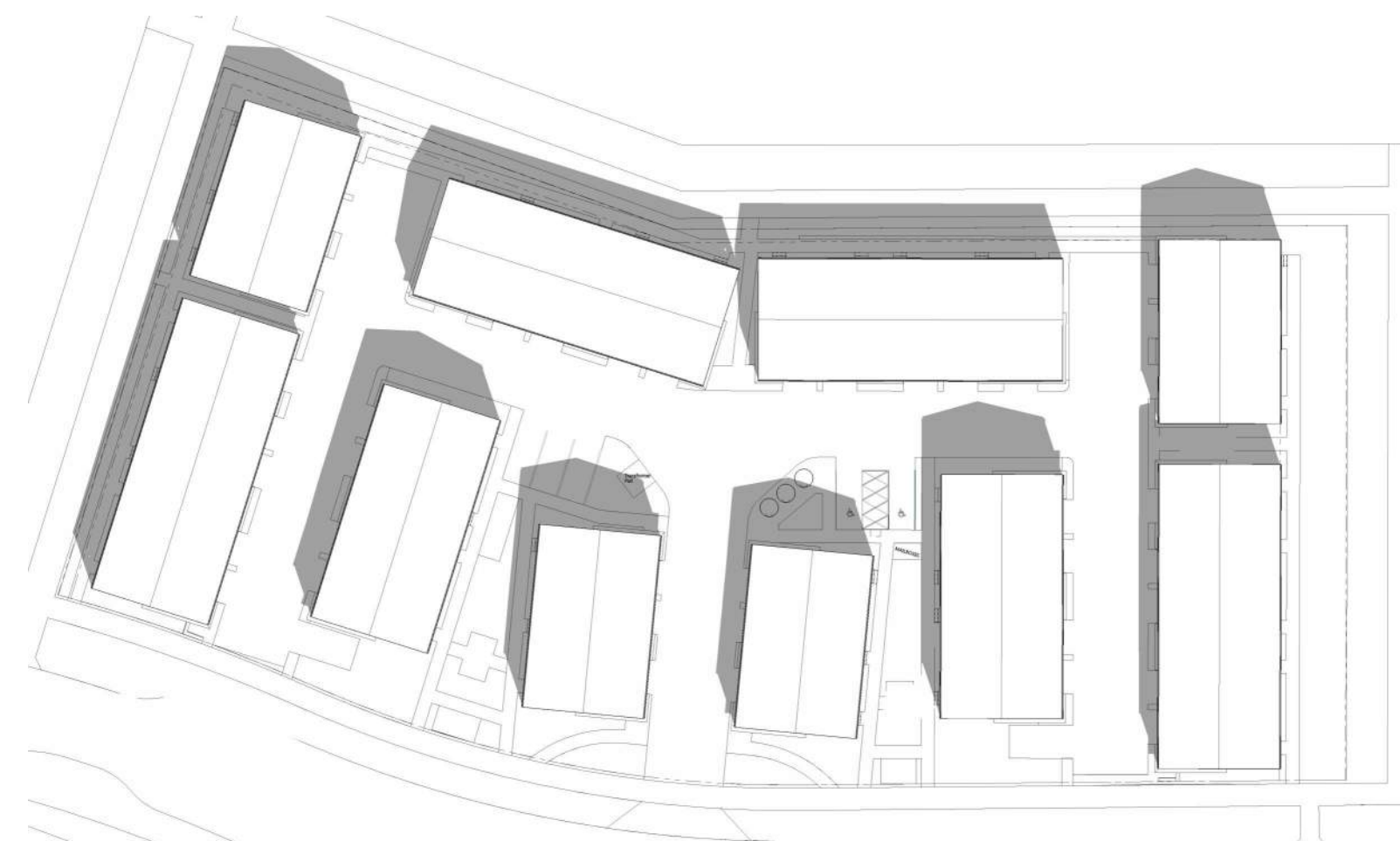
2 Site 03_0320_1200
1 : 4



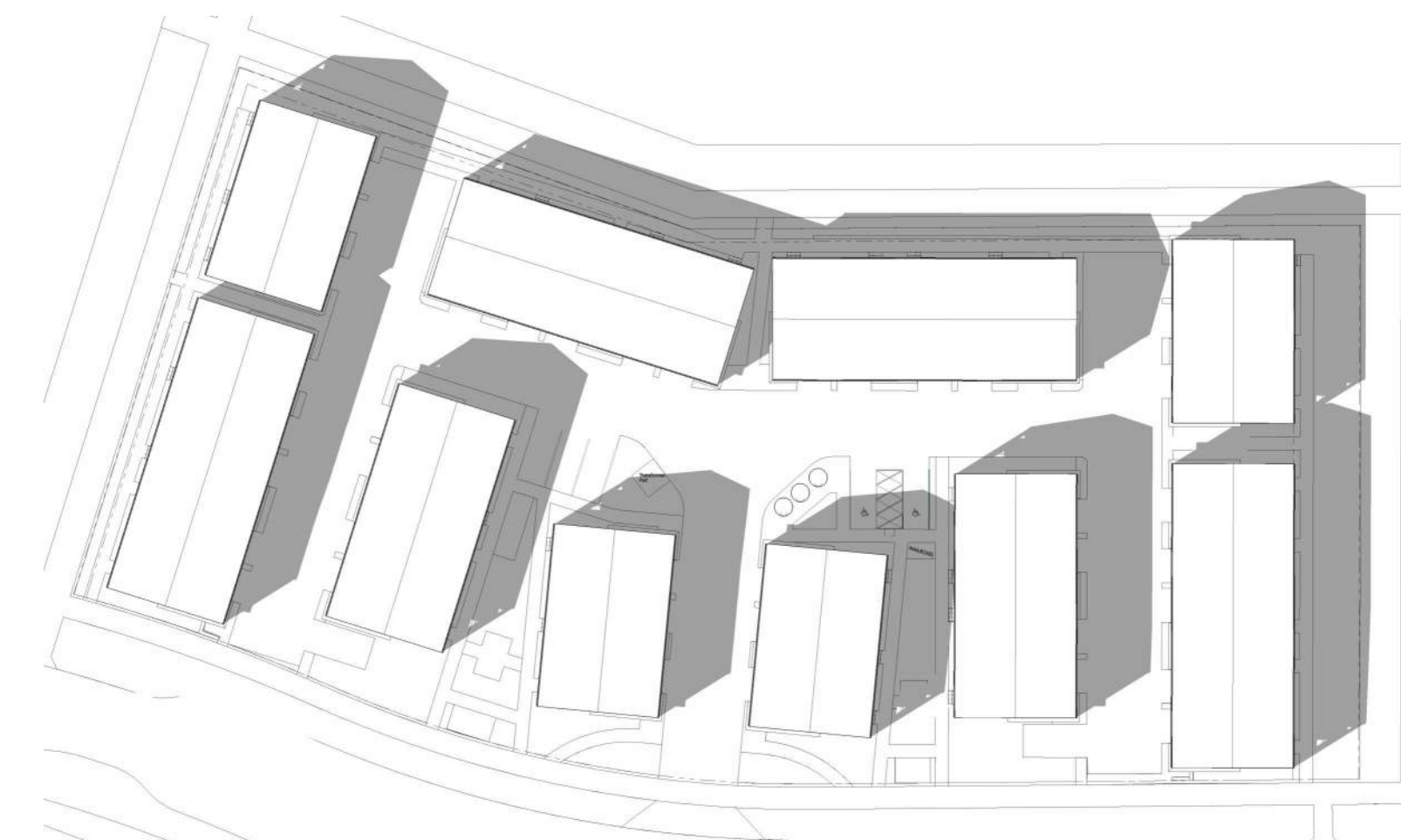
3 Site 03_0320_1500
1 : 4



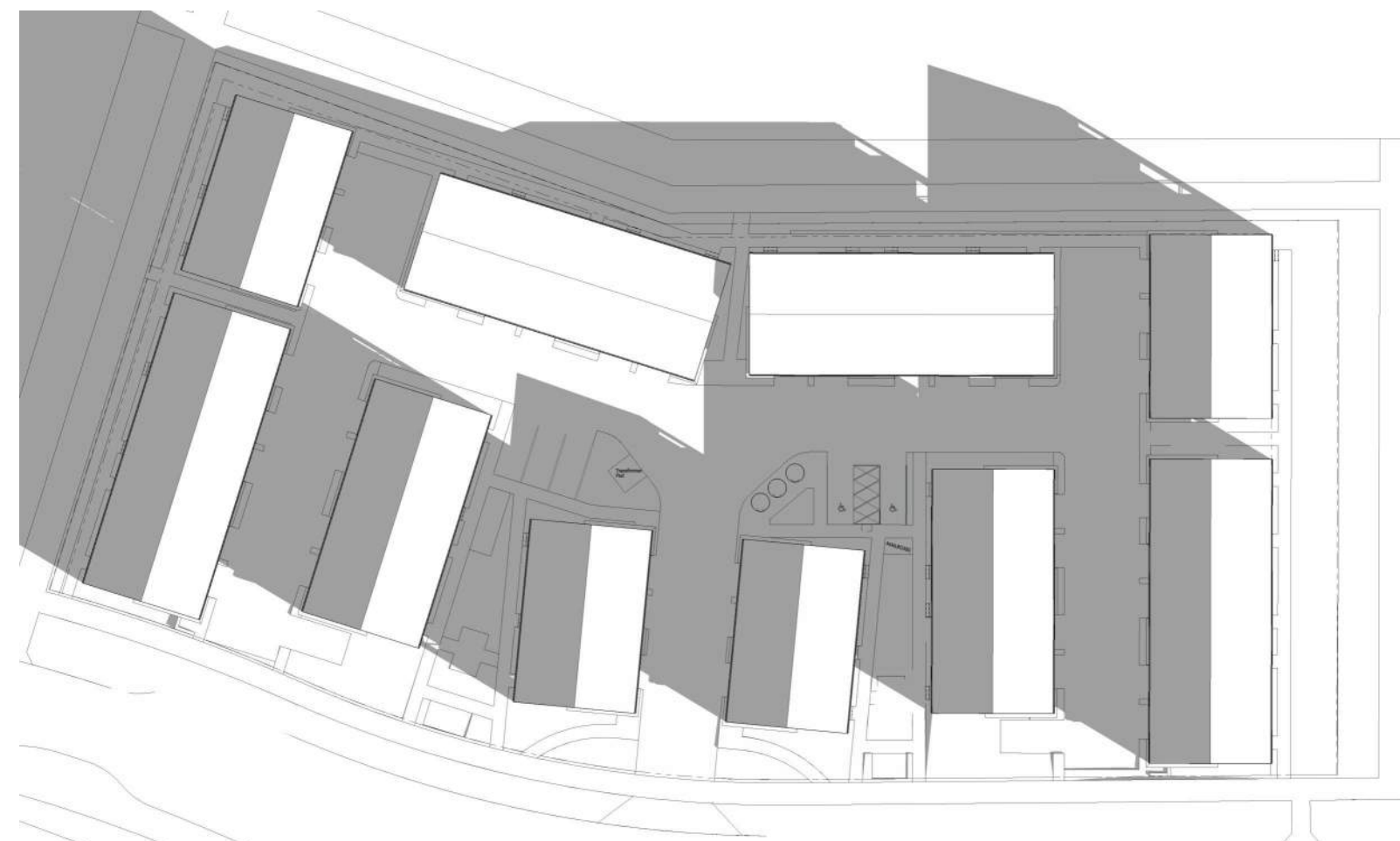
4 Site 03_0621_0900
1 : 4



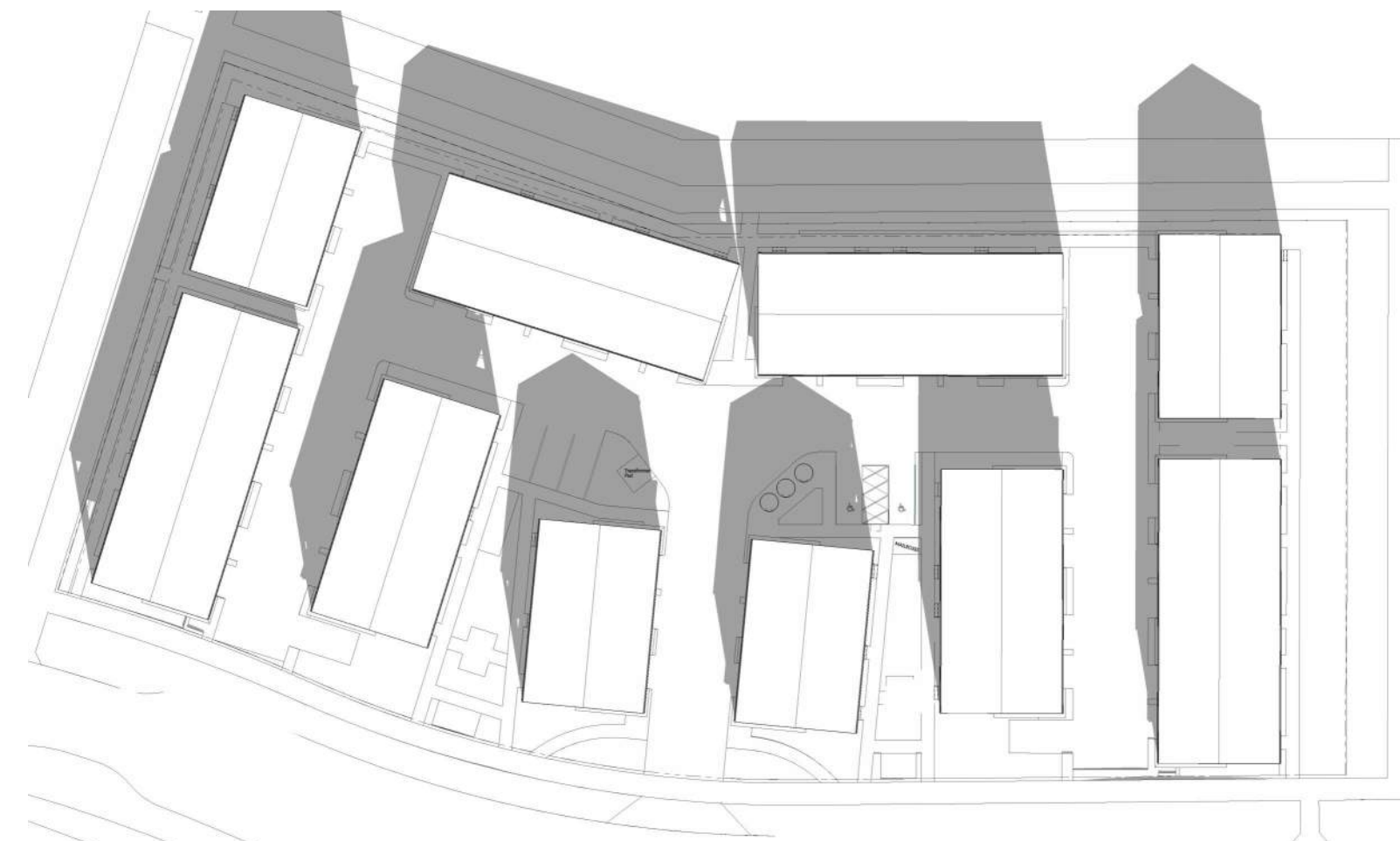
5 Site 03_0621_1200
1 : 4



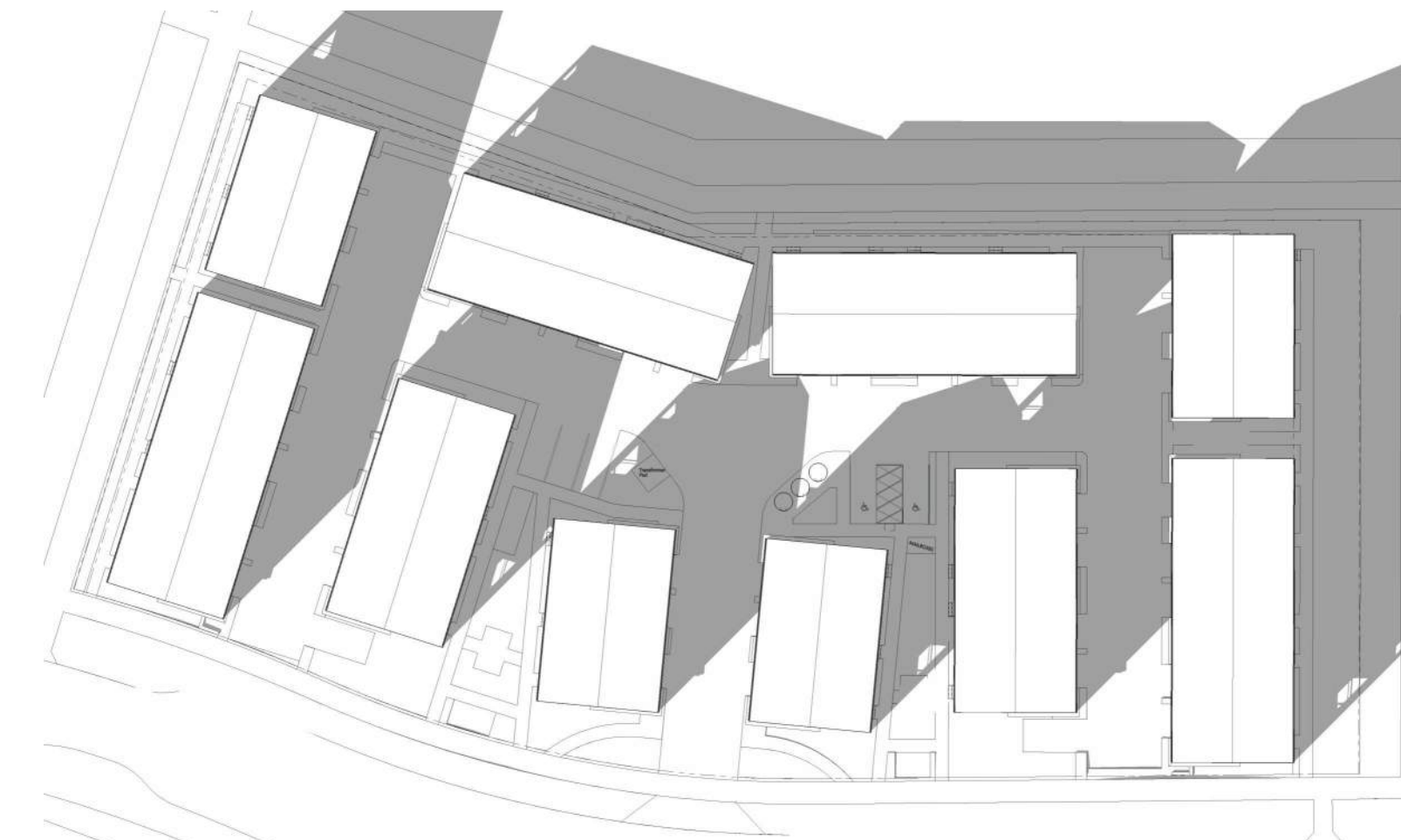
6 Site 03_0621_1500
1 : 4



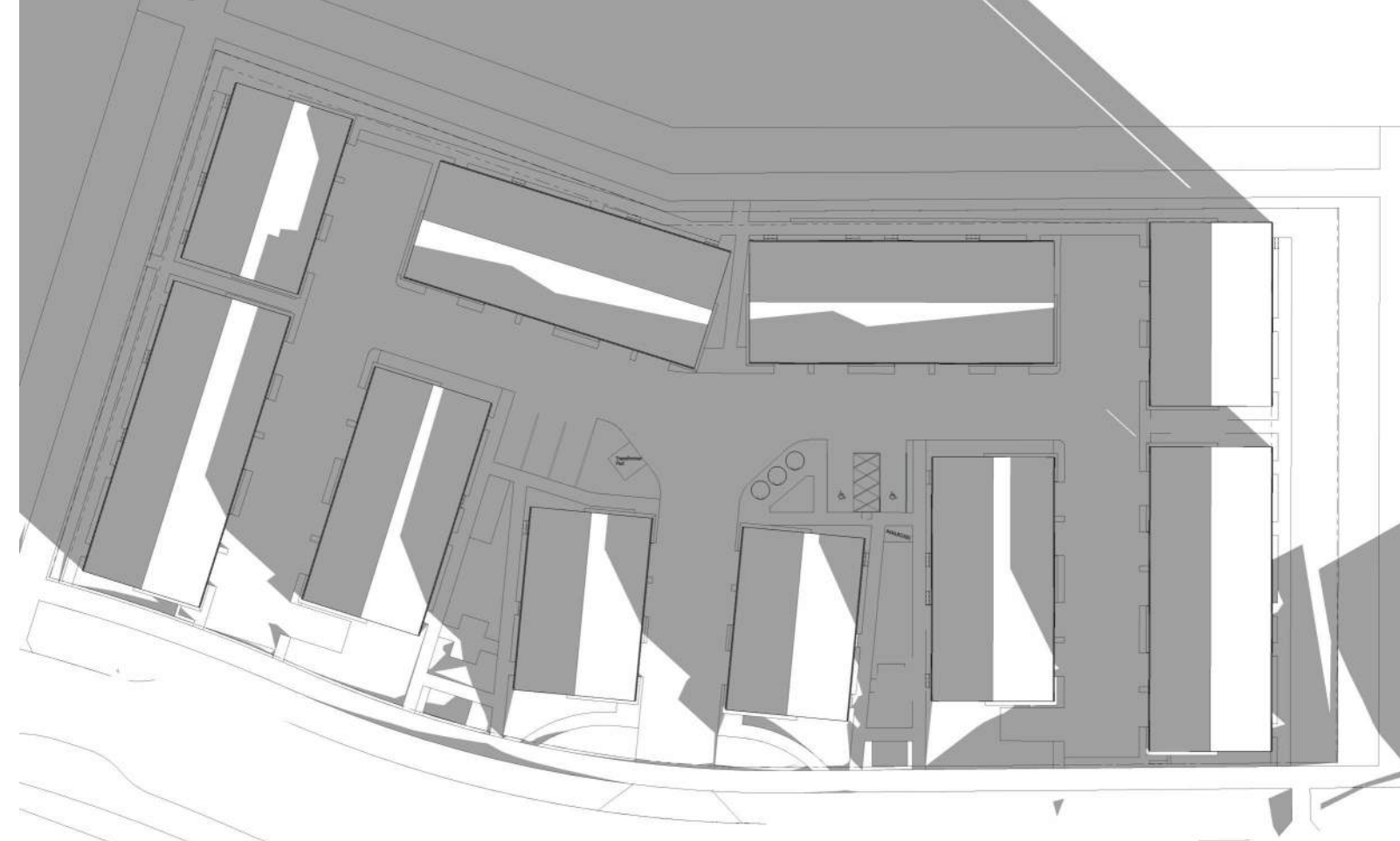
7 Site 03_0922_0900
1 : 4



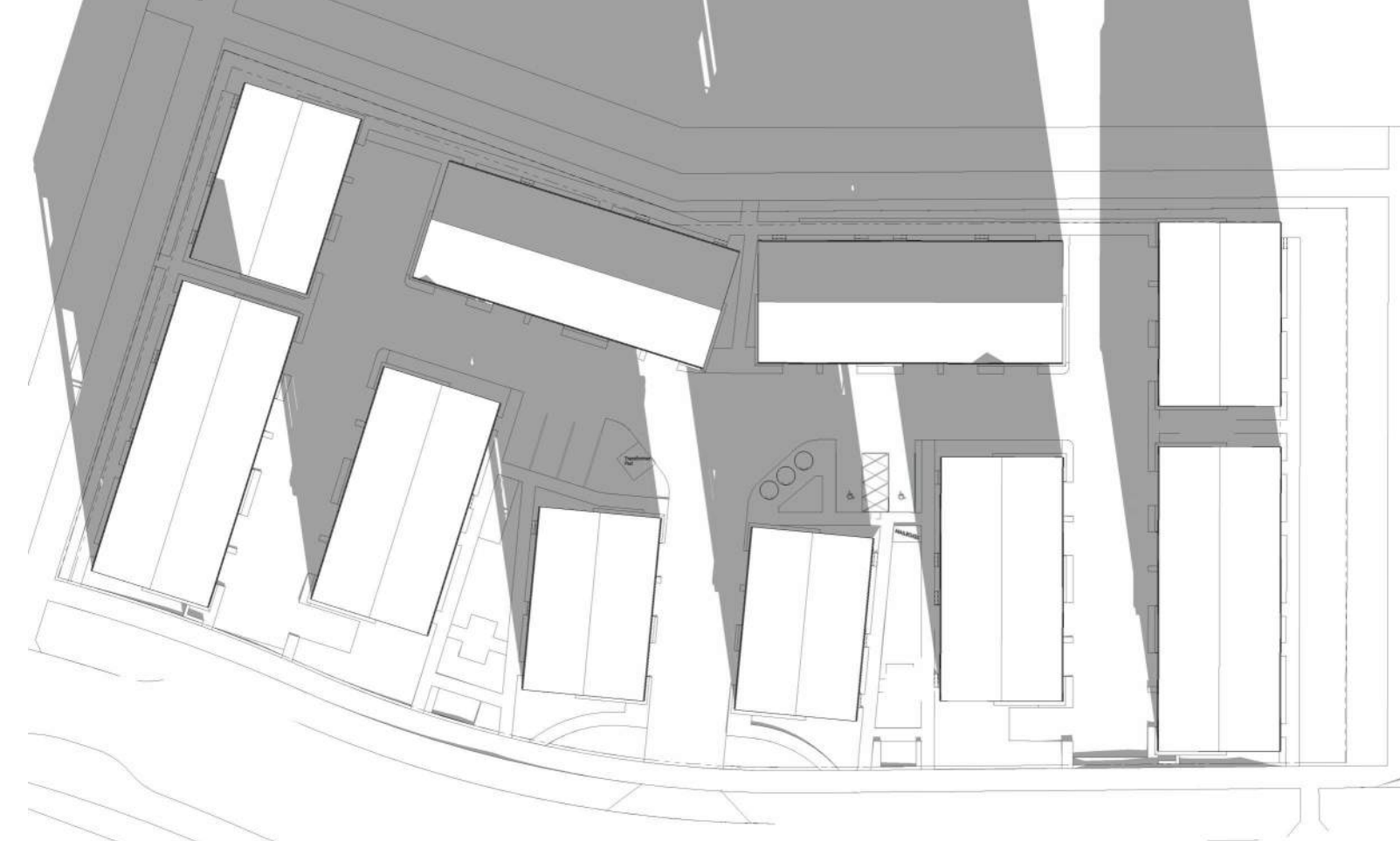
8 Site 03_0922_1200
1 : 4



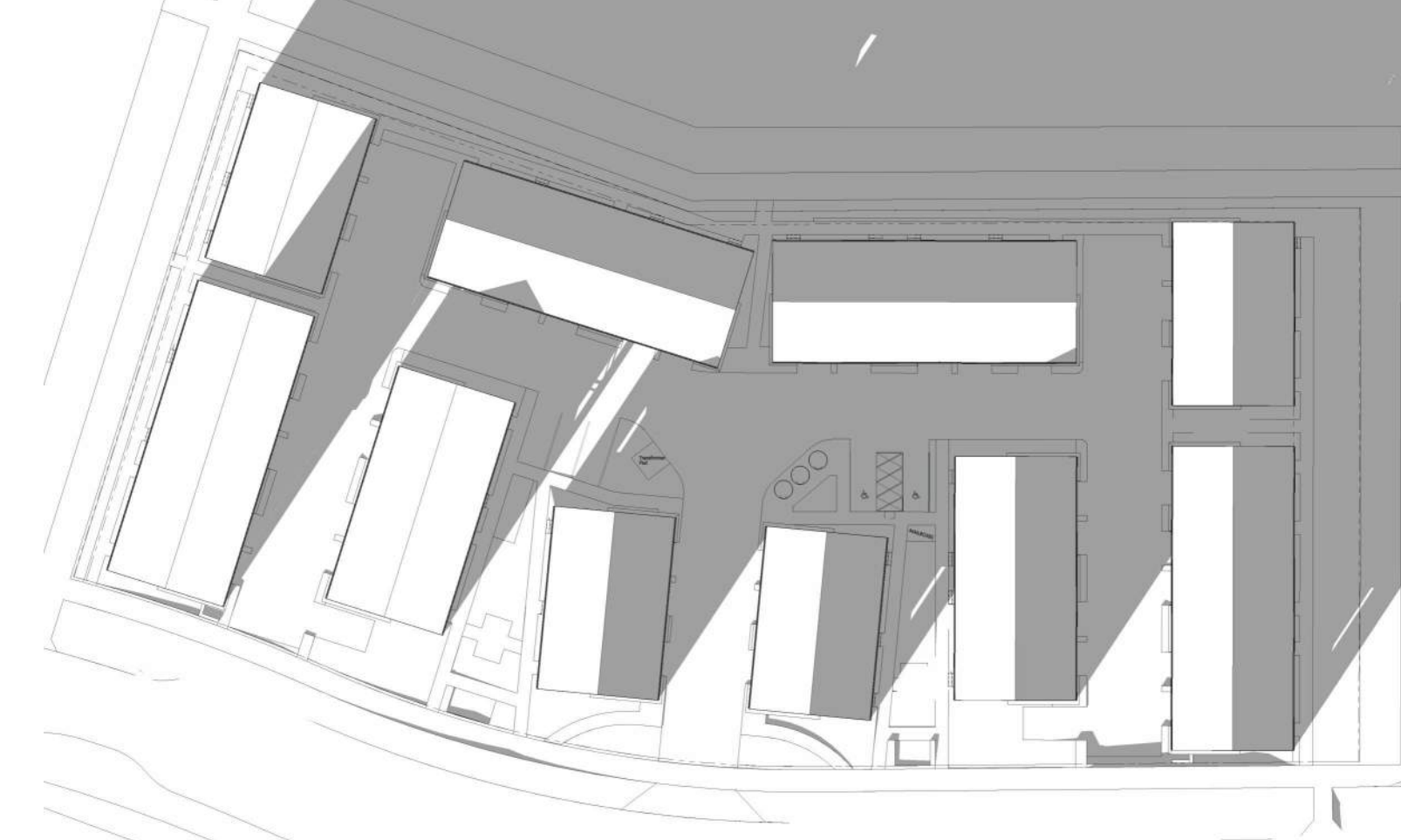
9 Site 03_0922_1500
1 : 4



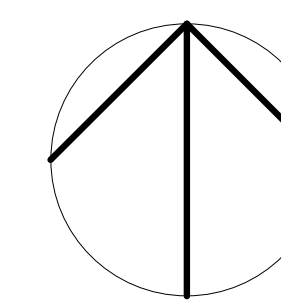
10 Site 03_1221_0900
1 : 4




11 Site 03_1221_1200
1 : 4



12 Site 03_1221_1500
1 : 4



DATE	ISSUED FOR	REV
2025-11-17	DR01 Response	1



PACT
PRACTICE OF ARCHITECTURE
THROUGH COLLECTIVE THINKING INC.



DESIGN + BUILD

This drawing has been prepared solely for the use of ALPHABUILT and there are no representations of any kind made by

This drawing shall not be used for construction purposes until the seal appearing hereon is signed and dated by the Architect or Engineer

Project Component

Key Plan

Seal(s)

Consultants

Survey:
Civil:
Architecture:
Structural:
Mechanical:
Electrical:
Interiors:
Landscape:

Checked
Checker

Drawn
Author

Client

ALPHABUILT

Project

MIDFIELD SITE 03

216 CIRRUS CI NE
Calgary AB, Canada.

Drawing Title

SHADOW STUDY

Scale

1 : 4

Project No.

PACT25-03

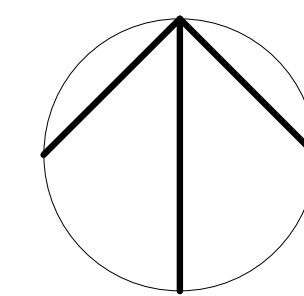
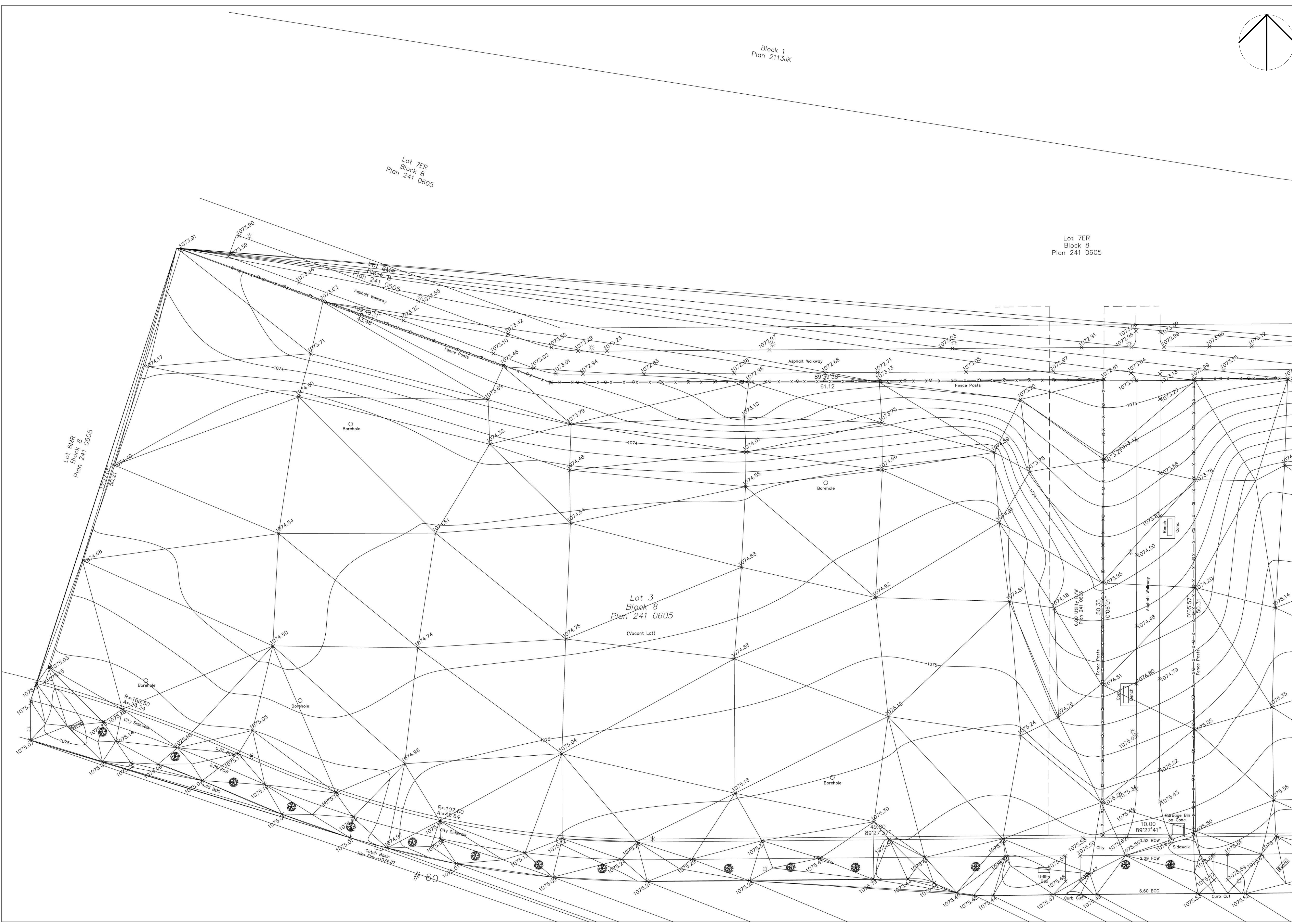
Drawing No.

DP10-3.09

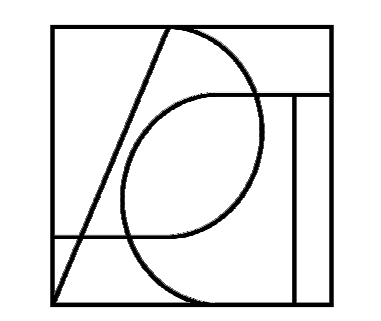
ISO B1 Title Block PACT - v 2025 - Rev (Sept25) - Copyright © 2025

Autodesk Document Management: Midfield Site 03 - 11/19/2025 10:09:58 AM

11/19/2025 11:00:57 AM



DATE	ISSUED FOR	REV
2025-11-17	DR01 Response	1



This drawing has been prepared solely for the use of ALPHABUILT and there are no representations of any kind made by

This drawing shall not be used for construction purposes until the seal appearing hereon is signed and dated by the Architect or Engineer

Project Component

Key Plan

Seal(s)

Consultants
 Survey:
 Civil:
 Architecture:
 Structural:
 Mechanical:
 Electrical:
 Interiors:
 Landscape:

Checked
 Checker

Drawn
 Author

Client
ALPHABUILT

Project
MIDFIELD SITE 03

216 CIRRUS CI NE
 Calgary AB, Canada.

Drawing Title
SURVEY

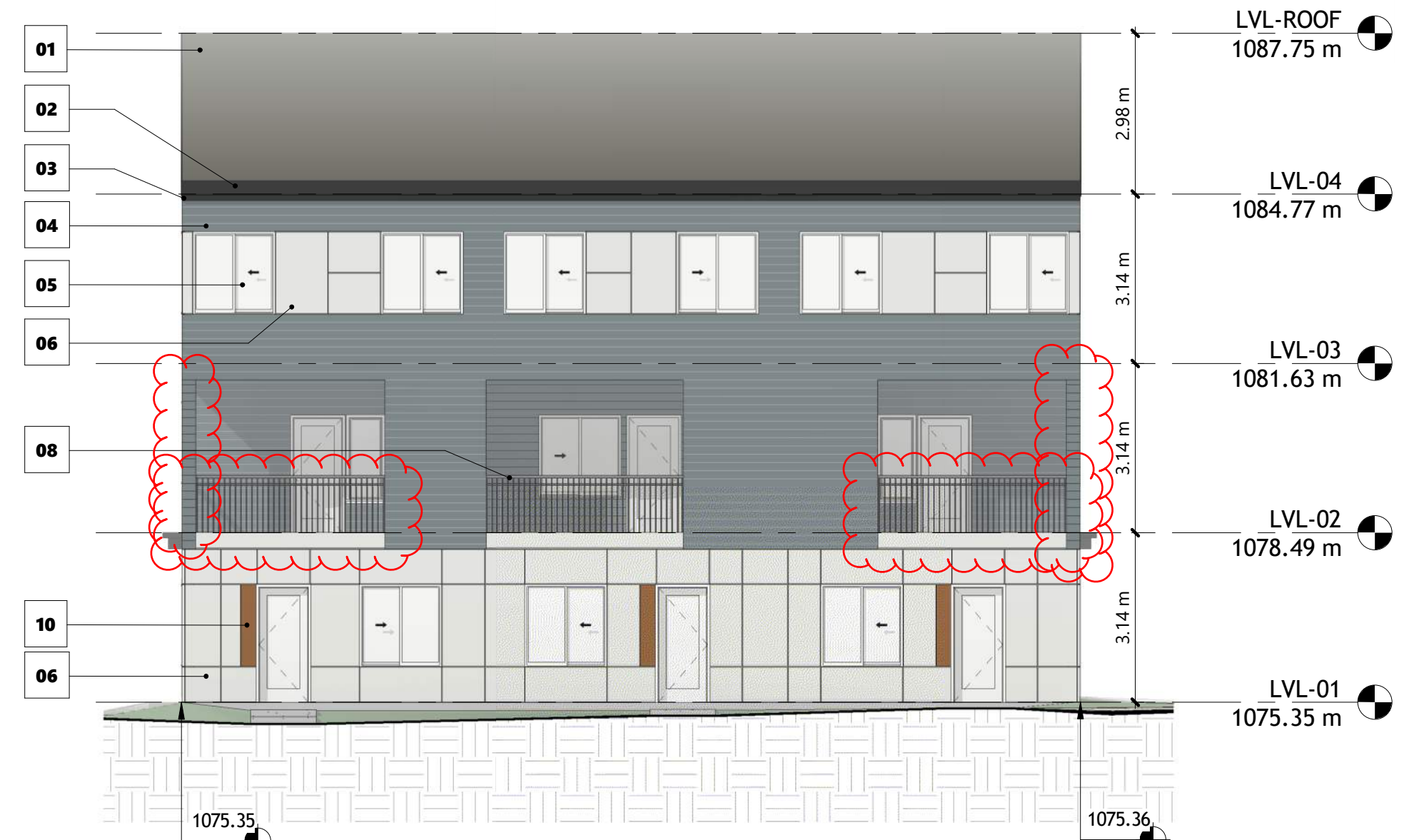
Scale

Project No. PACT25-03

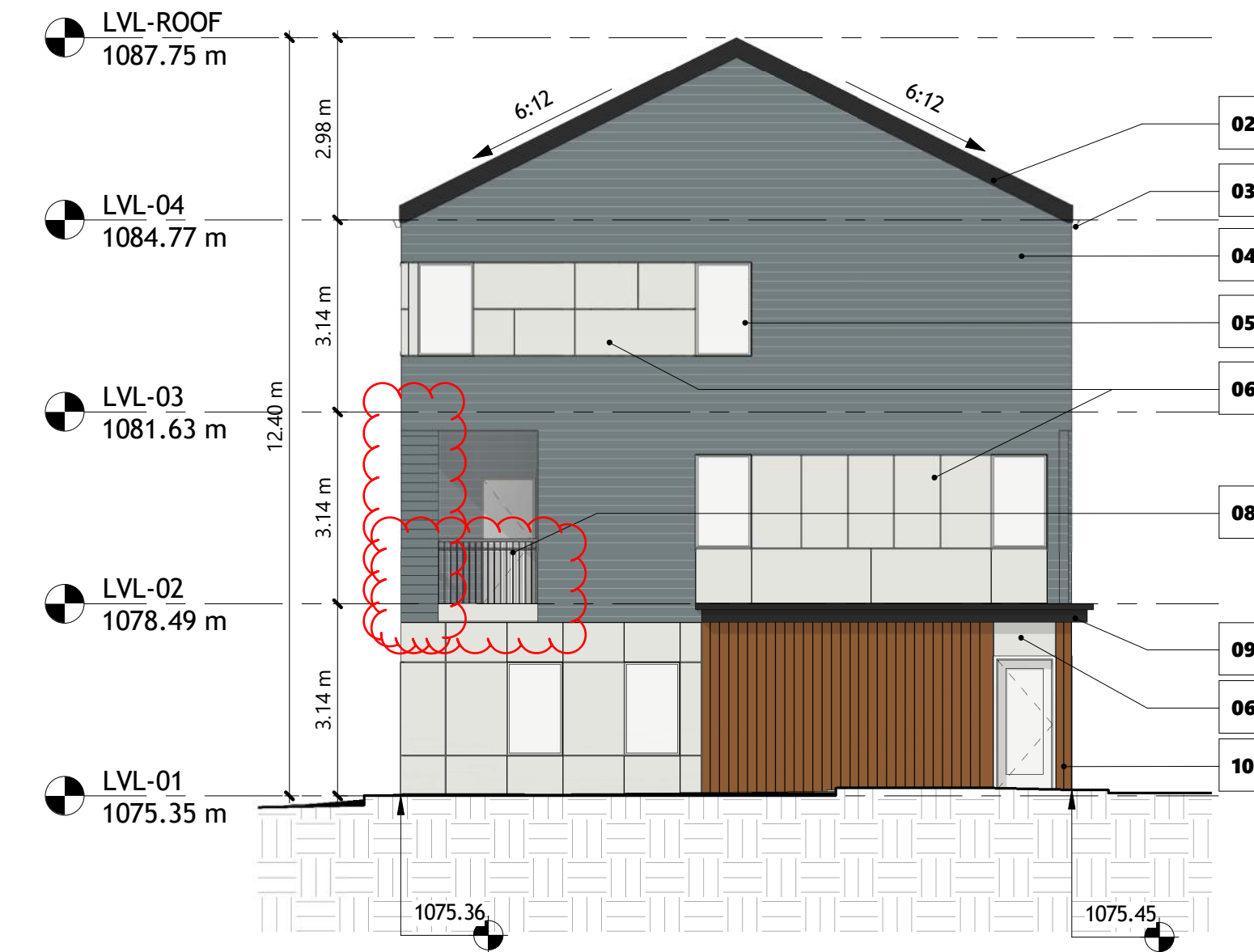
Drawing No.

DP10-10

11/10/2025 12:32:48 PM



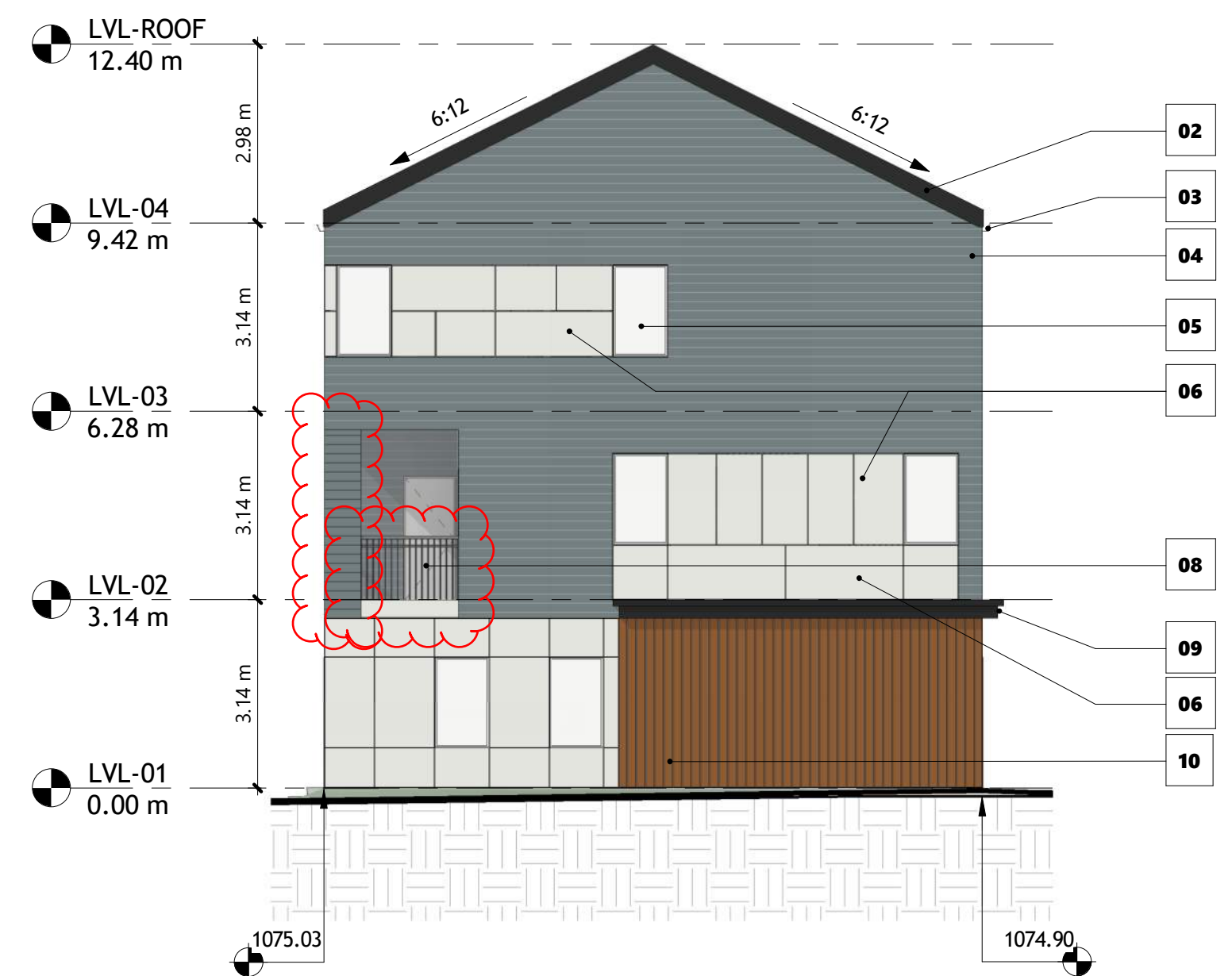
5 BUILDING 01 - EAST ELEVATION
1 : 100



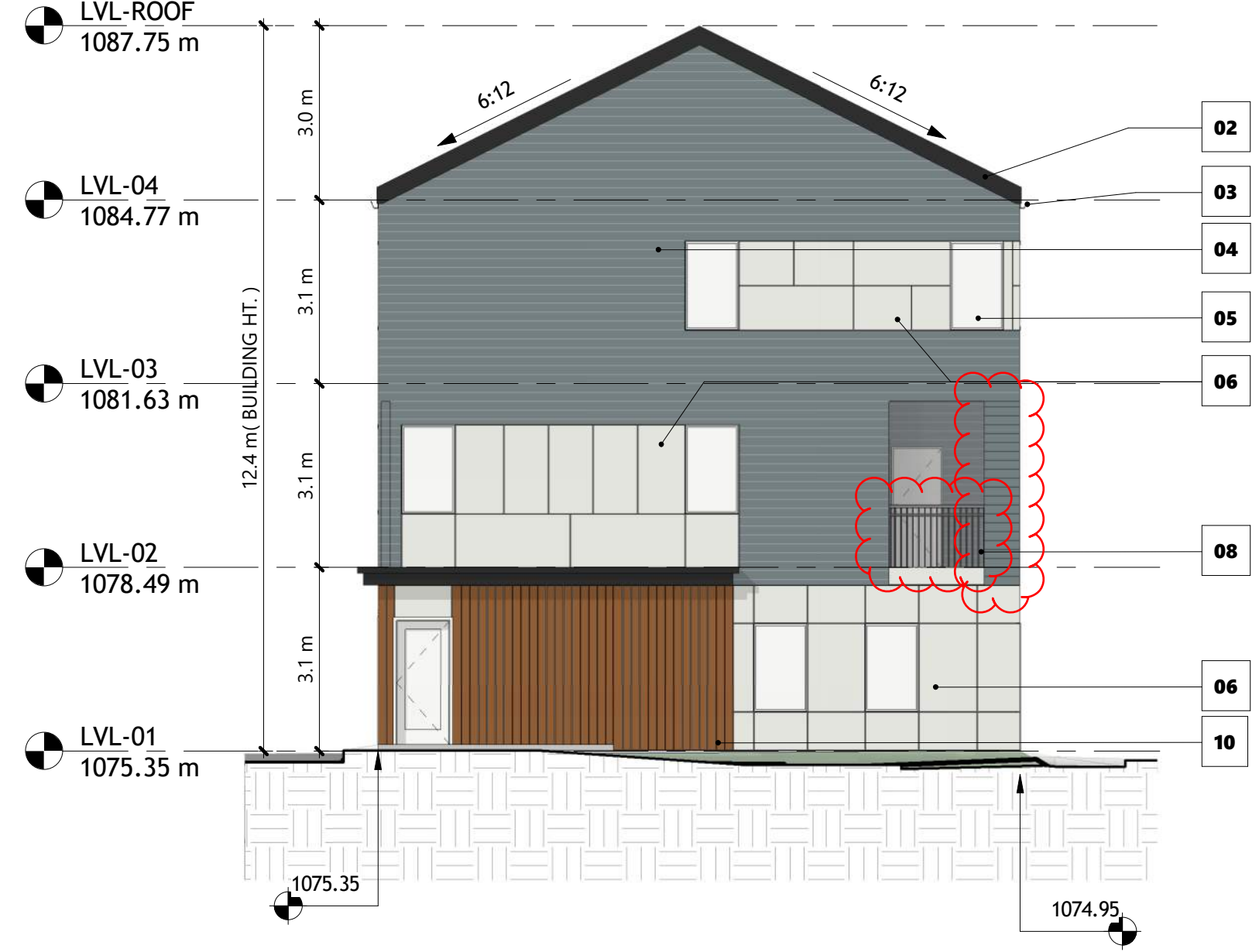
7 BUILDING 01 - SOUTH ELEVATION
1 : 100



8 BUILDING 01 - WEST ELEVATION
1 : 100

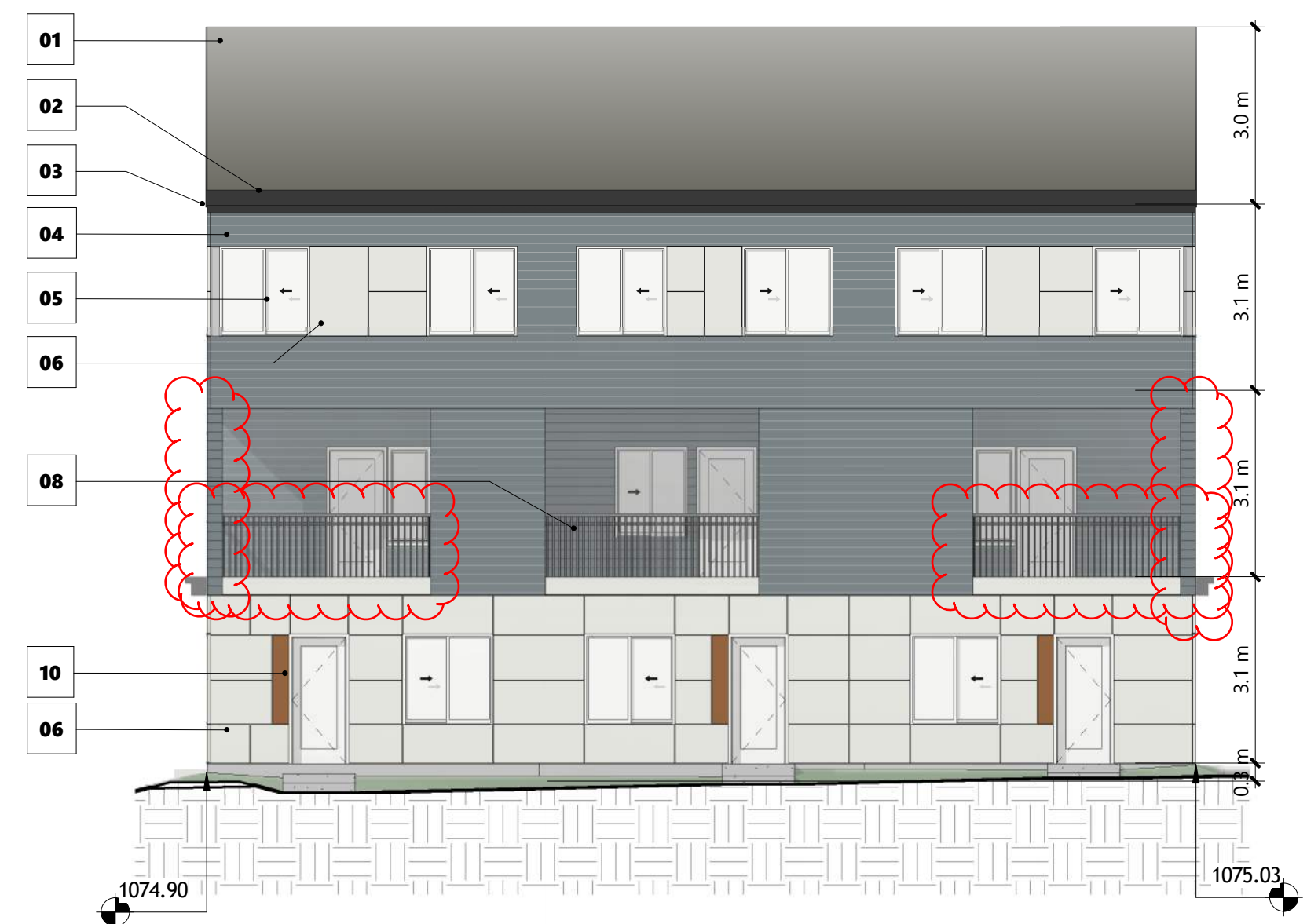


3 BUILDING 04 - SOUTH ELEVATION
1 : 100

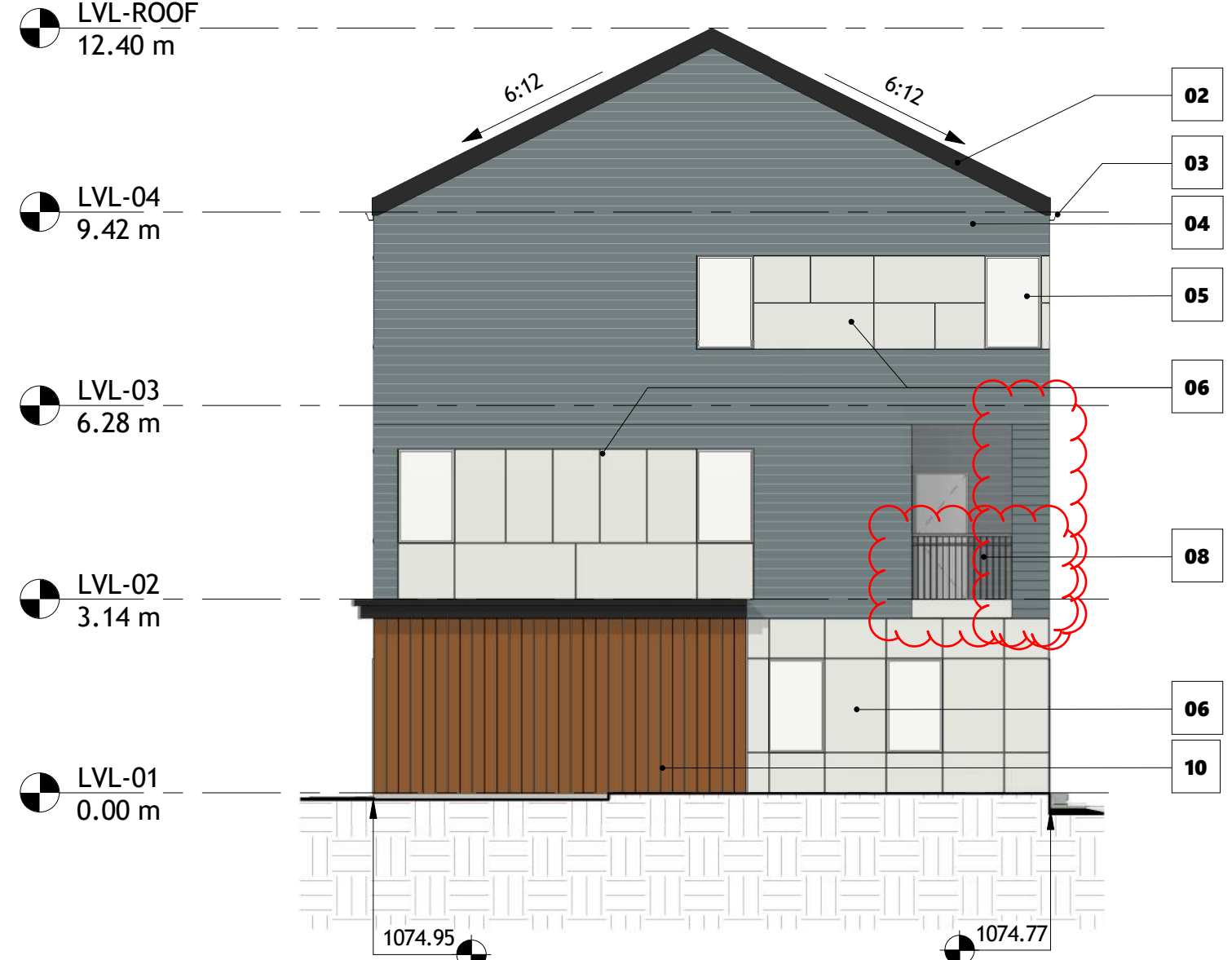


6 BUILDING 01 - NORTH ELEVATION
1 : 100

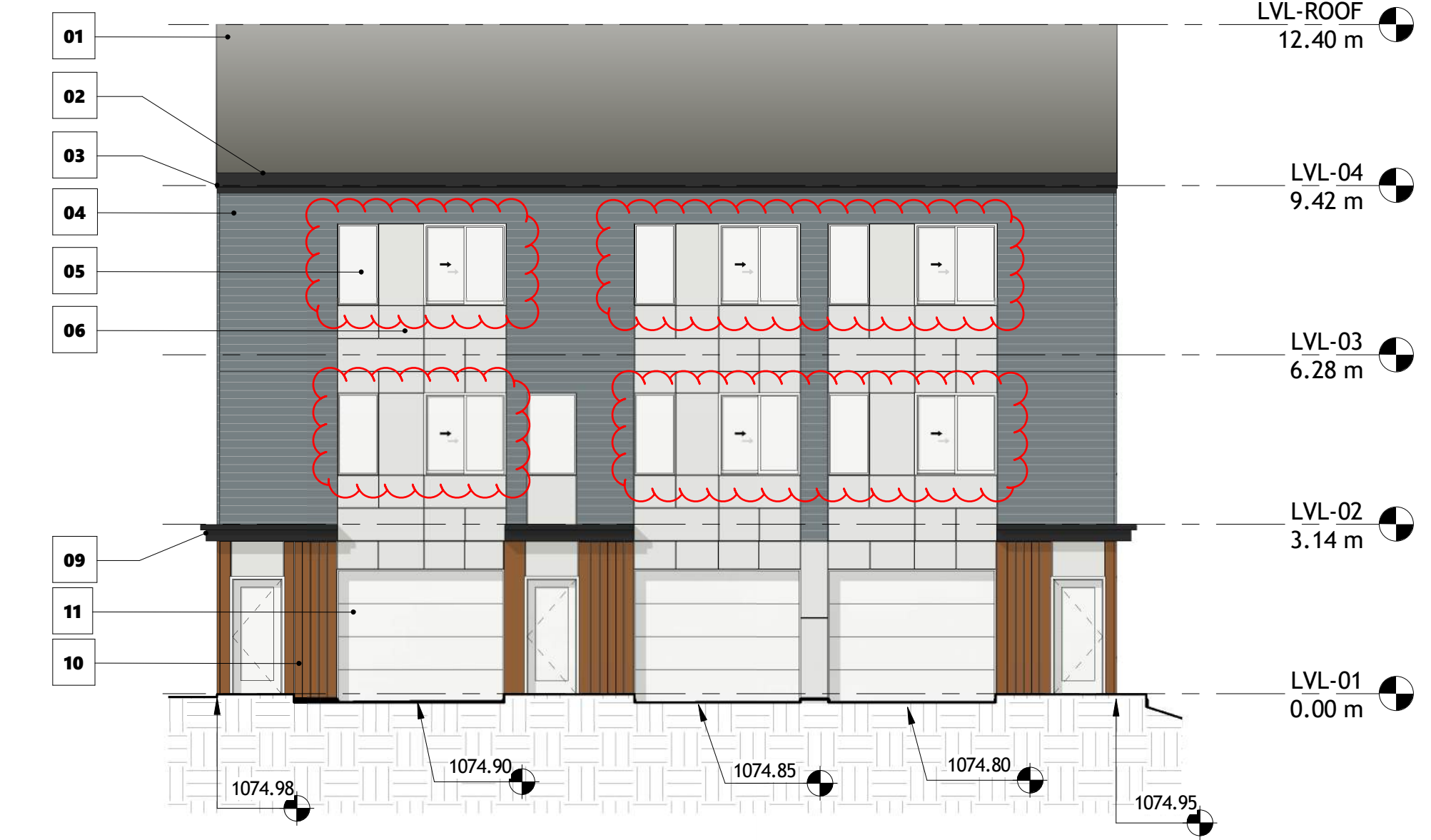
- 01 IKO CHARCOAL GRAY SHINGLE ROOF
- 02 BLACK METAL FACIA
- 03 BLACK PAINTED ALUMINUM GUTTER
- 04 HARDIE HORIZONTAL SIDING - 4" EXPOSURE - EVENING BLUE
- 05 WHITE PVC FRAME WINDOWS
- 06 HARDIE FIBRE CEMENT BOARD - ARCTIC WHITE
- 07 NOT IN USE
- 08 METAL GUARDRAIL - BLACK
- 09 METAL CORNICE - BLACK
- 10 ACCENT - WOODTONE - SUMMERWHEAT
- 11 GARAGE DOOR - PANEL - WHITE



4 BUILDING 04 - WEST ELEVATION
1 : 100



2 BUILDING 04 - NORTH ELEVATION
1 : 100



1 BUILDING 04 - EAST ELEVATION
1 : 100

DATE	ISSUED FOR	REV
2025-11-17	DR01 Response	1



This drawing has been prepared solely for the use of ALPHABUILT and there are no representations of any kind made by

This drawing shall not be used for construction purposes until the seal appearing hereon is signed and dated by the Architect or Engineer

Project Component

Key Plan

Seal(s)

Consultants

Survey:
Civil:
Architecture:
Structural:
Mechanical:
Electrical:
Interiors:
Landscape:

Checked	Drawn
Checker	Author

Client
ALPHABUILT

Project
MIDFIELD SITE 03

216 CIRRUS CI NE
Calgary AB, Canada.

Drawing Title
BUILDING ELEVATIONS 01

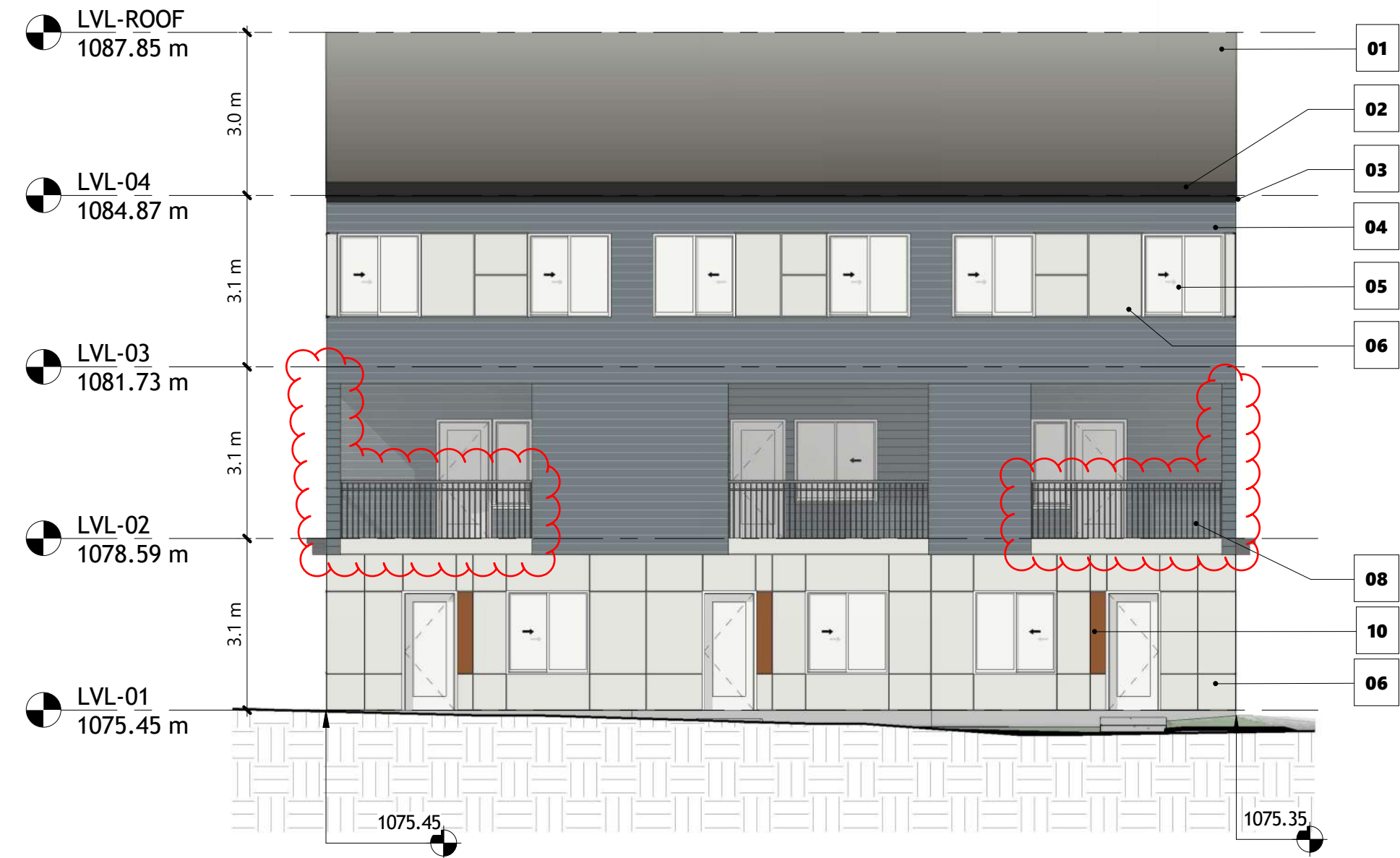
Scale
As indicated

Project No.
PACT25-03

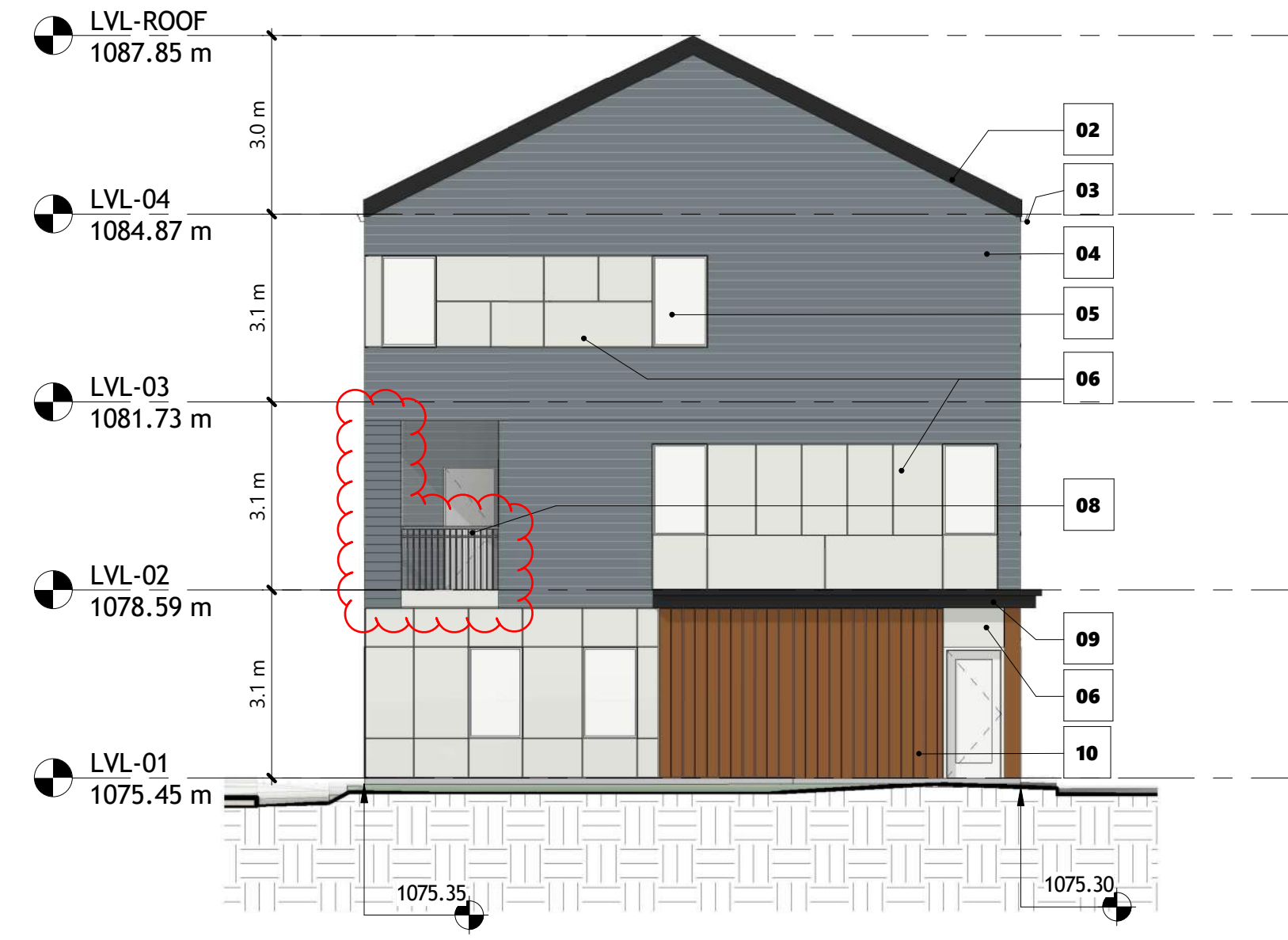
Drawing No.

DP40-S3.1

11/19/2025 12:38:11 PM



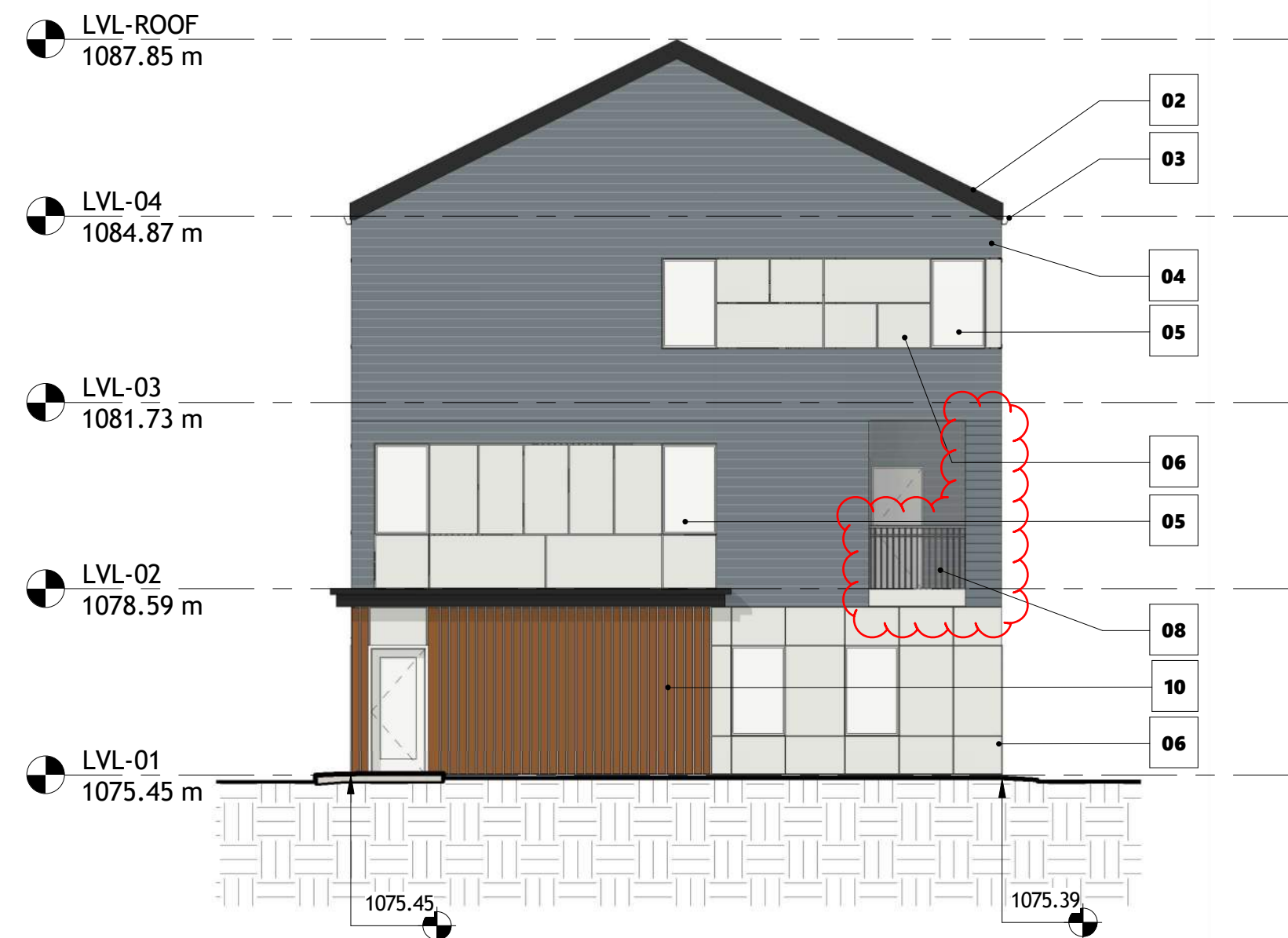
1 BUILDING 06 - EAST ELEVATION
1 : 100



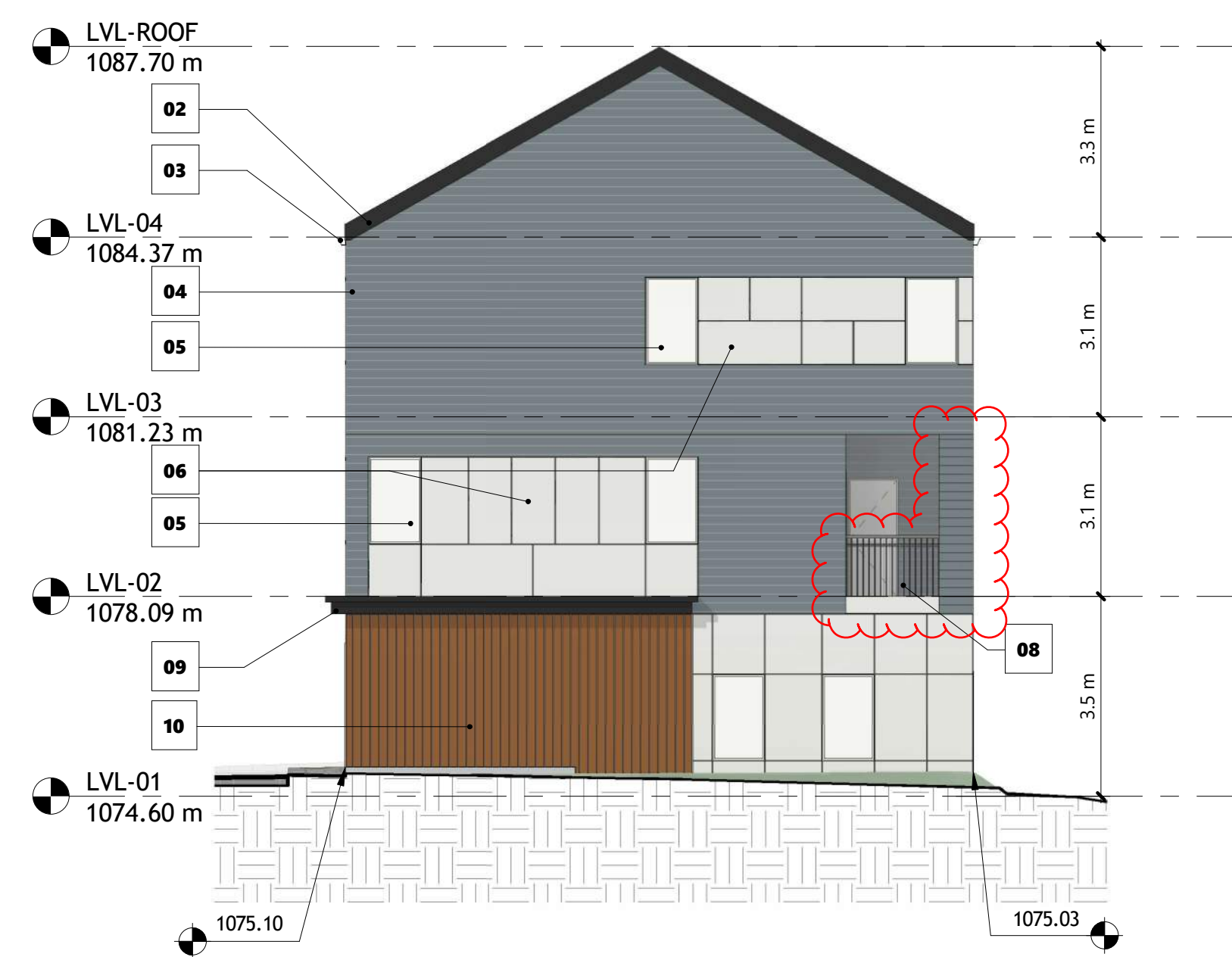
2 BUILDING 06 - NORTH ELEVATION
1 : 100



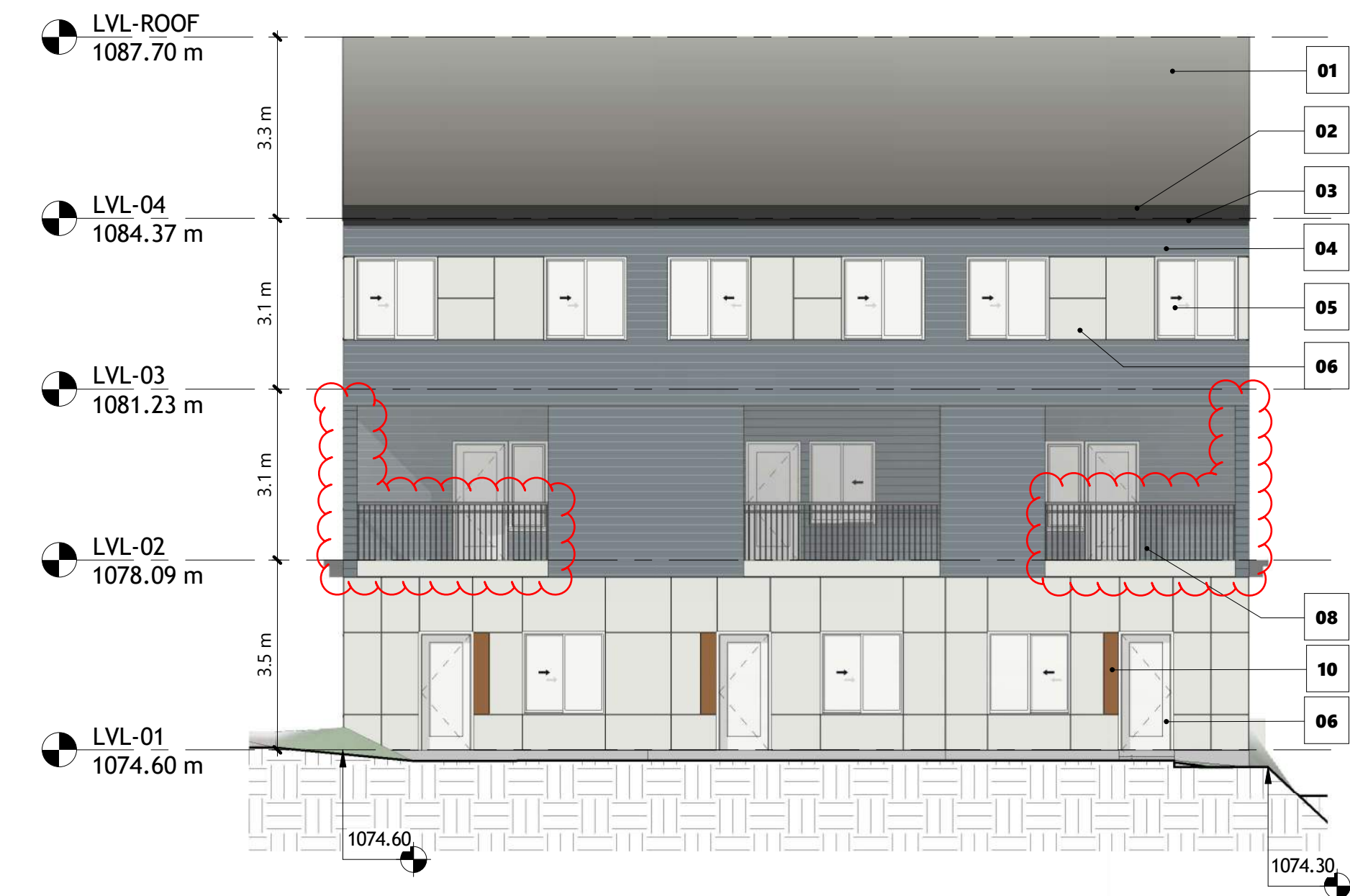
4 BUILDING 06 - WEST ELEVATION
1 : 100



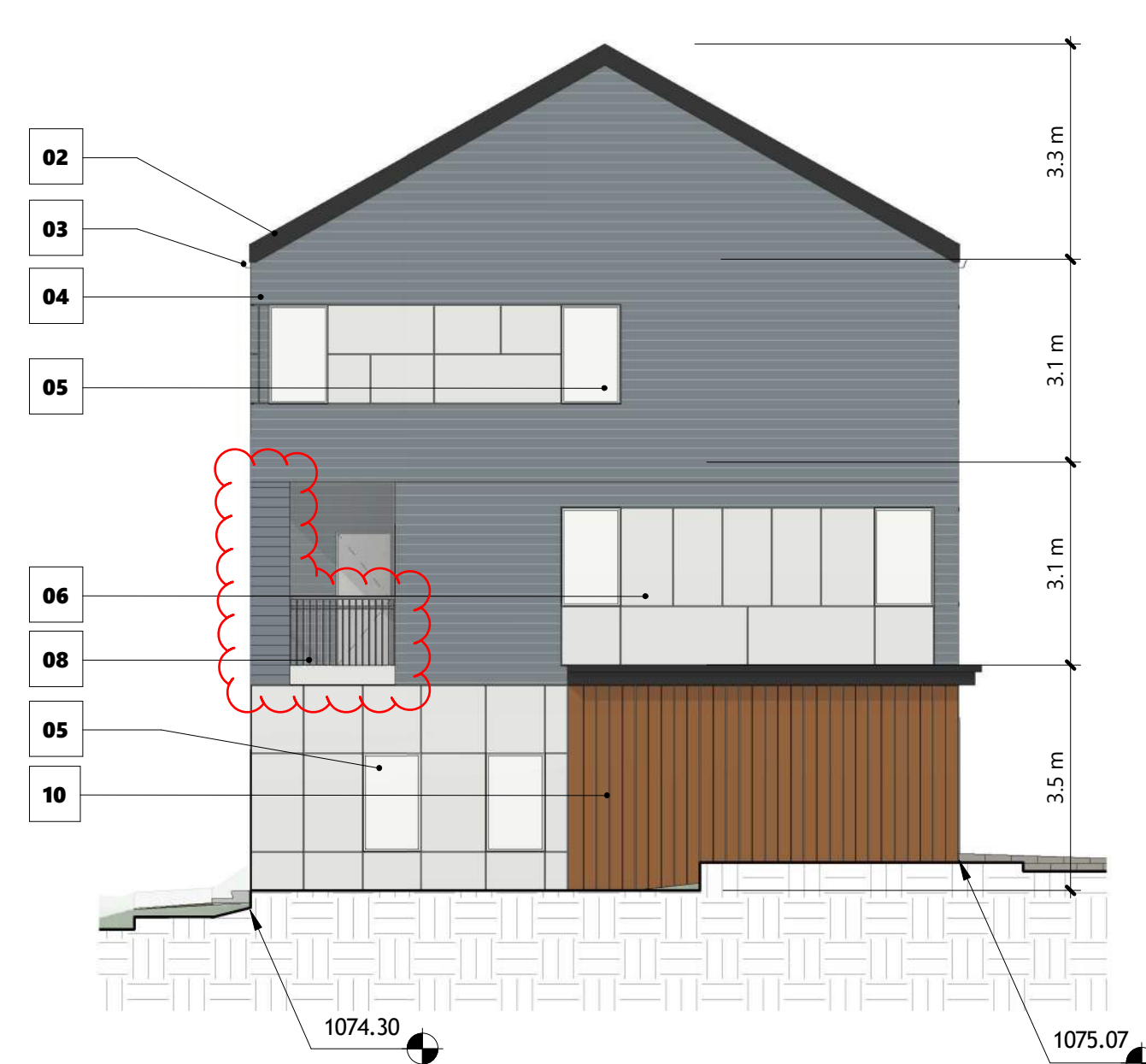
3 BUILDING 06 - SOUTH ELEVATION
1 : 100



7 BUILDING 09 - SOUTH ELEVATION
1 : 100



5 BUILDING 09 - EAST ELEVATION
1 : 100



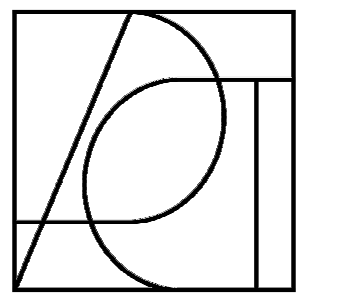
6 BUILDING 09 - NORTH ELEVATION
1 : 100



8 BUILDING 09 - WEST ELEVATION
1 : 100

- 01 IKO CHARCOAL GRAY SHINGLE ROOF
- 02 BLACK METAL FACIA
- 03 BLACK PAINTED ALUMINUM GUTTER
- 04 HARDIE HORIZONTAL SIDING - 4" EXPOSURE - EVENING BLUE
- 05 WHITE PVC FRAME WINDOWS
- 06 HARDIE FIBRE CEMENT BOARD - ARCTIC WHITE
- 07 NOT IN USE
- 08 METAL GUARDRAIL - BLACK
- 09 METAL CORNICE - BLACK
- 10 ACCENT - WOODTONE - SUMMERWHEAT
- 11 GARAGE DOOR - PANEL - WHITE

DATE	ISSUED FOR	REV
2025-11-17	DR01 Response	1



PACT
PRACTICE OF ARCHITECTURE
THROUGH COLLECTIVE THINKING INC.



This drawing has been prepared solely for the use of ALPHABUILT and there are no representations of any kind made by

This drawing shall not be used for construction purposes until the seal appearing hereon is signed and dated by the Architect or Engineer

Project Component

Key Plan

Seal(s)

Consultants

Survey:
Civil:
Architecture:
Structural:
Mechanical:
Electrical:
Interiors:
Landscape:

Checked

Drawn

Author

Client

ALPHABUILT

Project

MIDFIELD SITE 03

216 CIRRUS CI NE
Calgary AB, Canada.

Drawing Title

BUILDING ELEVATIONS 02

Scale

As indicated

Project No.

PACT25-03

Drawing No.

1

DP40-S3.2

11/19/2025 12:38:41 PM

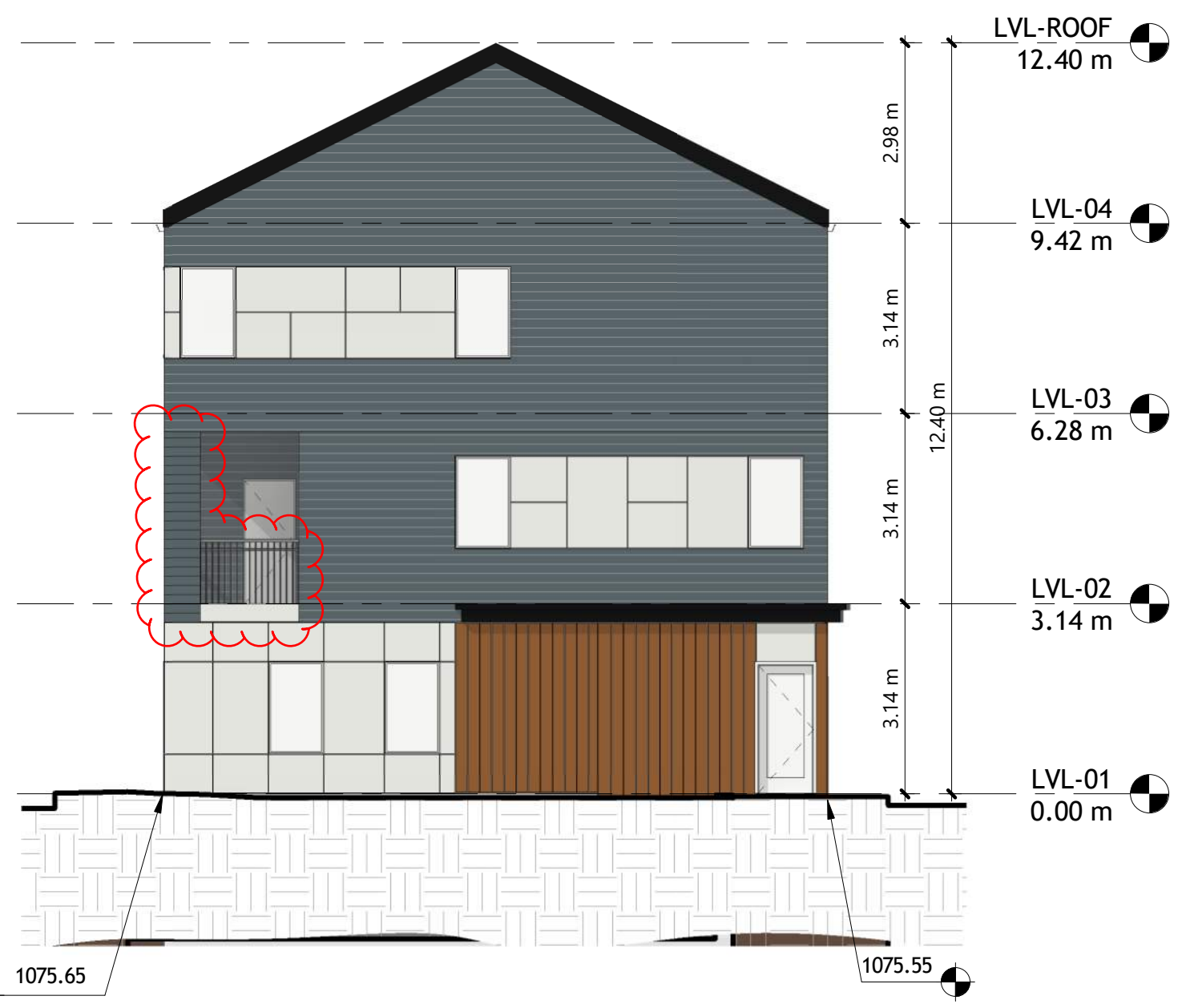


5 BUILDING 02 - EAST ELEVATION
1 : 100

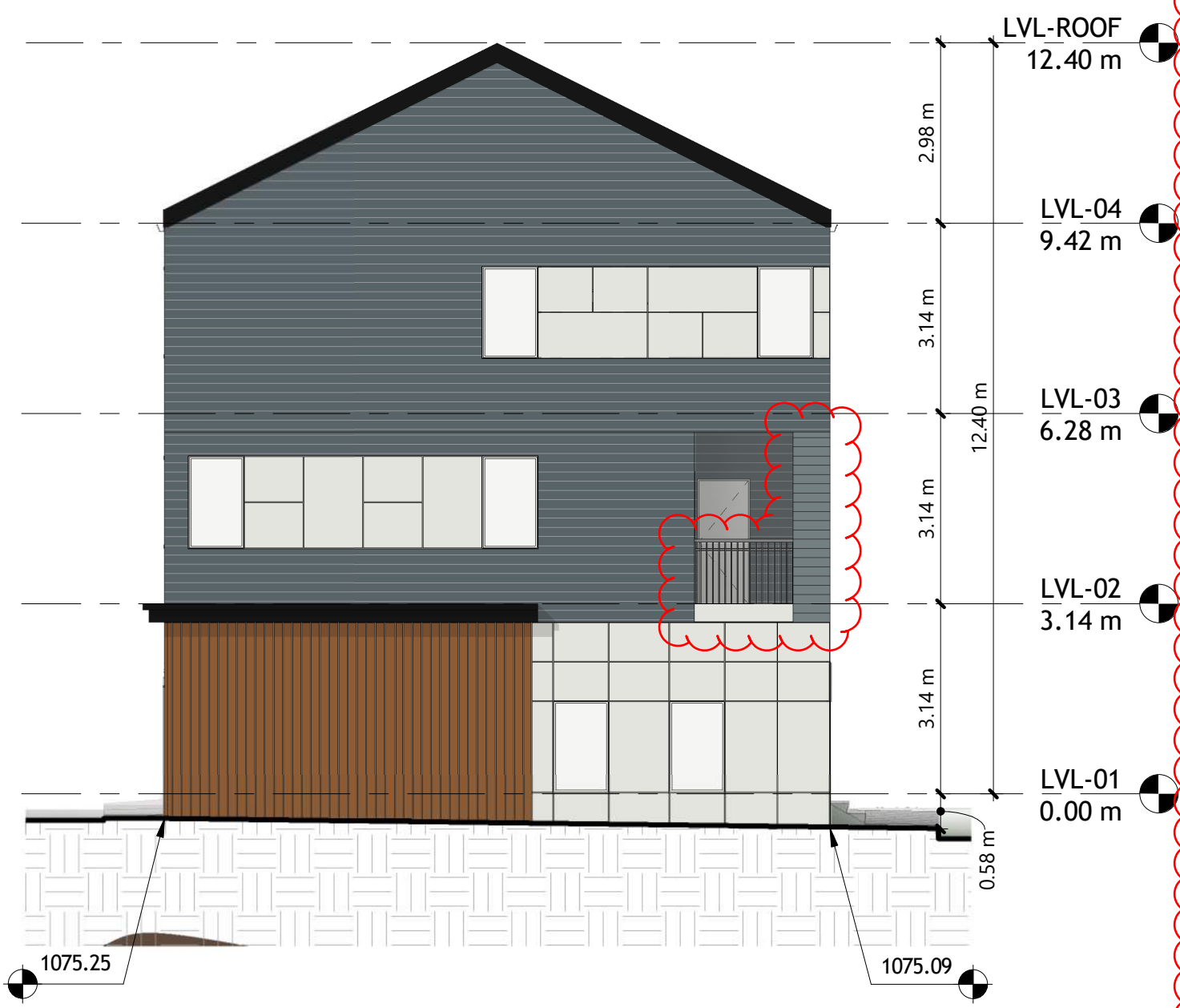


8 BUILDING 02 - WEST ELEVATION
1 : 100

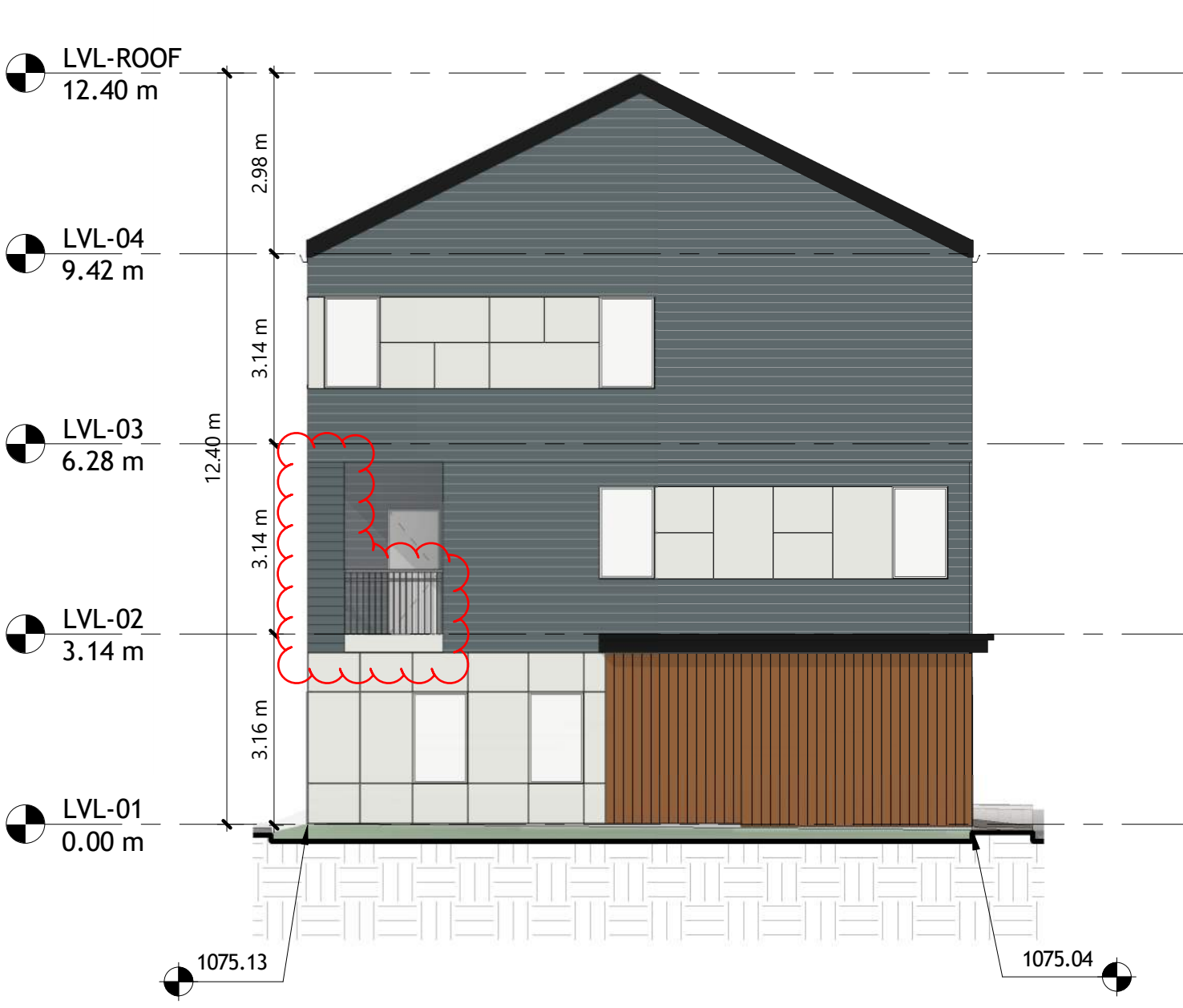
- 01 IKO CHARCOAL GRAY SHINGLE ROOF
- 02 BLACK METAL FACIA
- 03 BLACK PAINTED ALUMINUM GUTTER
- 04 HARDIE HORIZONTAL SIDING - 4" EXPOSURE - EVENING BLUE
- 05 WHITE PVC FRAME WINDOWS
- 06 HARDIE FIBRE CEMENT BOARD - ARCTIC WHITE
- 07 NOT IN USE
- 08 METAL GUARDRAIL - BLACK
- 09 METAL CORNICE - BLACK
- 10 ACCENT - WOODTONE - SUMMERWHEAT
- 11 GARAGE DOOR - PANEL - WHITE



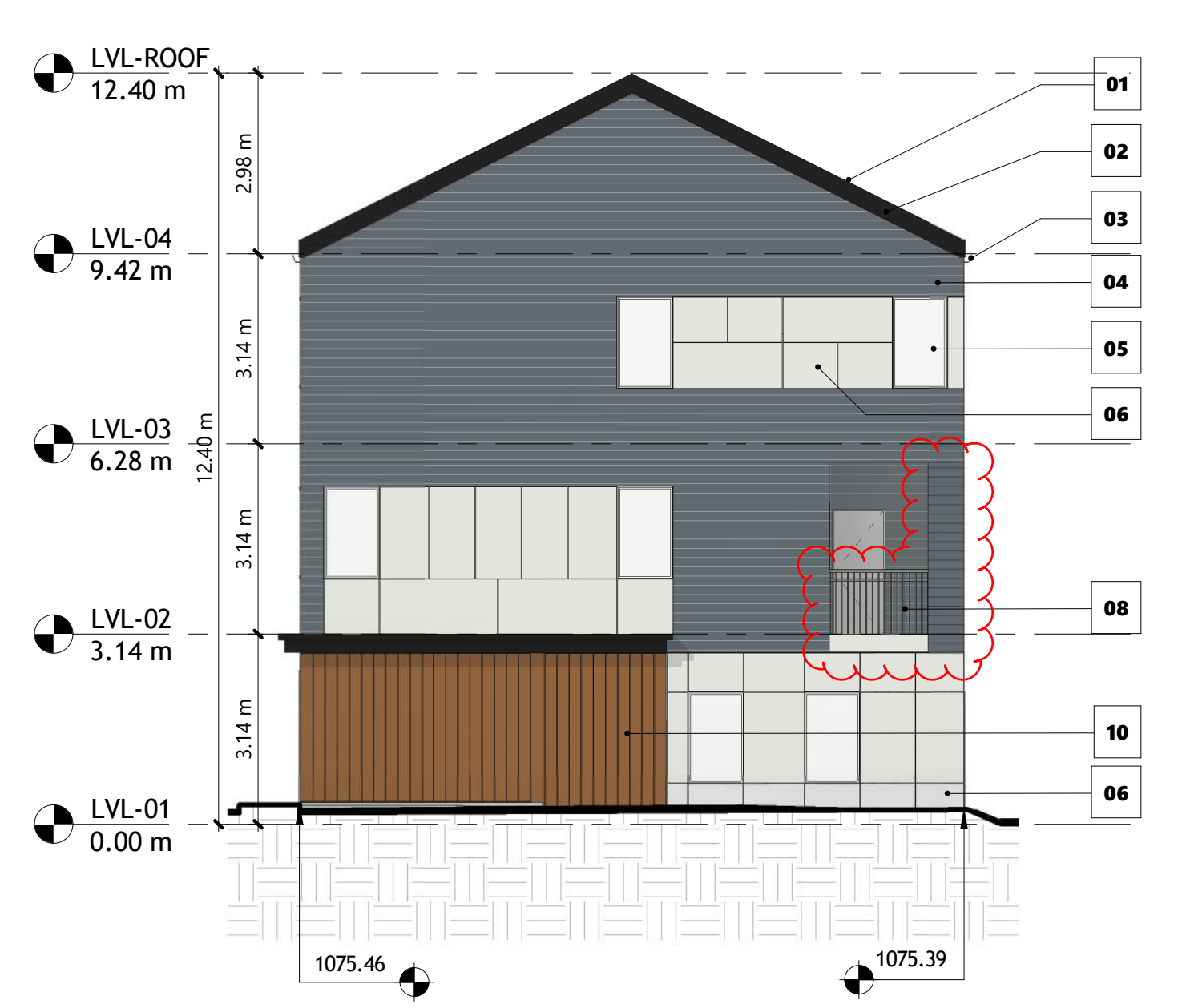
3 BUILDING 03 - SOUTH ELEVATION
1 : 100



2 BUILDING 03 - NORTH ELEVATION
1 : 100



6 BUILDING 02 - NORTH ELEVATION
1 : 100



7 BUILDING 02 - SOUTH ELEVATION
1 : 100



4 BUILDING 03 - WEST ELEVATION
1 : 100



1 BUILDING 03 - EAST ELEVATION
1 : 100

DATE	ISSUED FOR	REV
2025-11-17	DR01 Response	1



This drawing has been prepared solely for the use of ALPHABUILT and there are no representations of any kind made by

This drawing shall not be used for construction purposes until the seal appearing hereon is signed and dated by the Architect or Engineer

Project Component

Key Plan

Seal(s)

Consultants

- Survey:
- Civil:
- Architectural:
- Structural:
- Mechanical:
- Electrical:
- Interiors:
- Landscaping:

Checked	Drawn
Checker	Author

Client
ALPHABUILT

Project
MIDFIELD SITE 03

216 CIRRUS CI NE
Calgary AB, Canada.

Drawing Title
BUILDING ELEVATIONS 03

Scale
As indicated

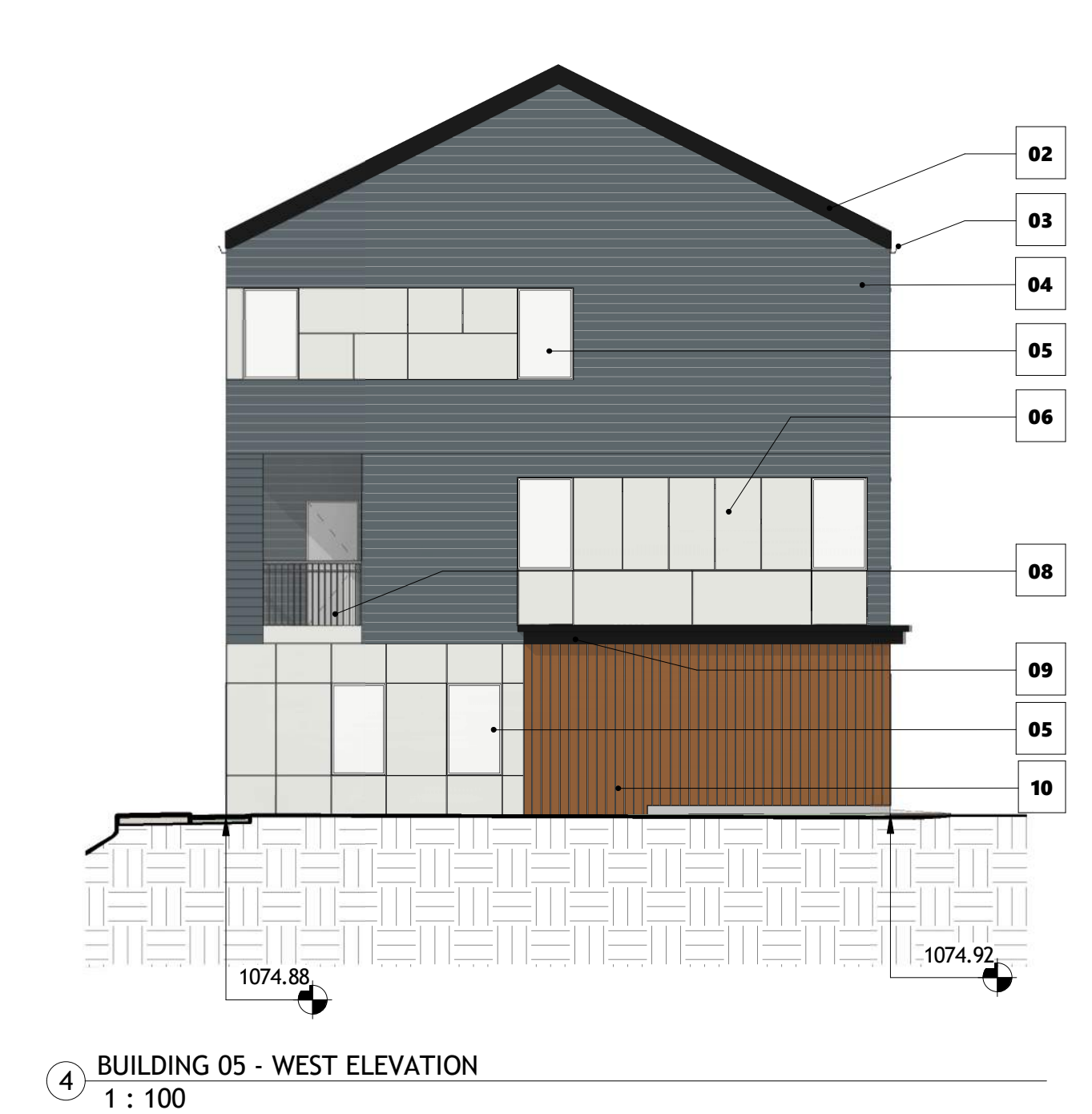
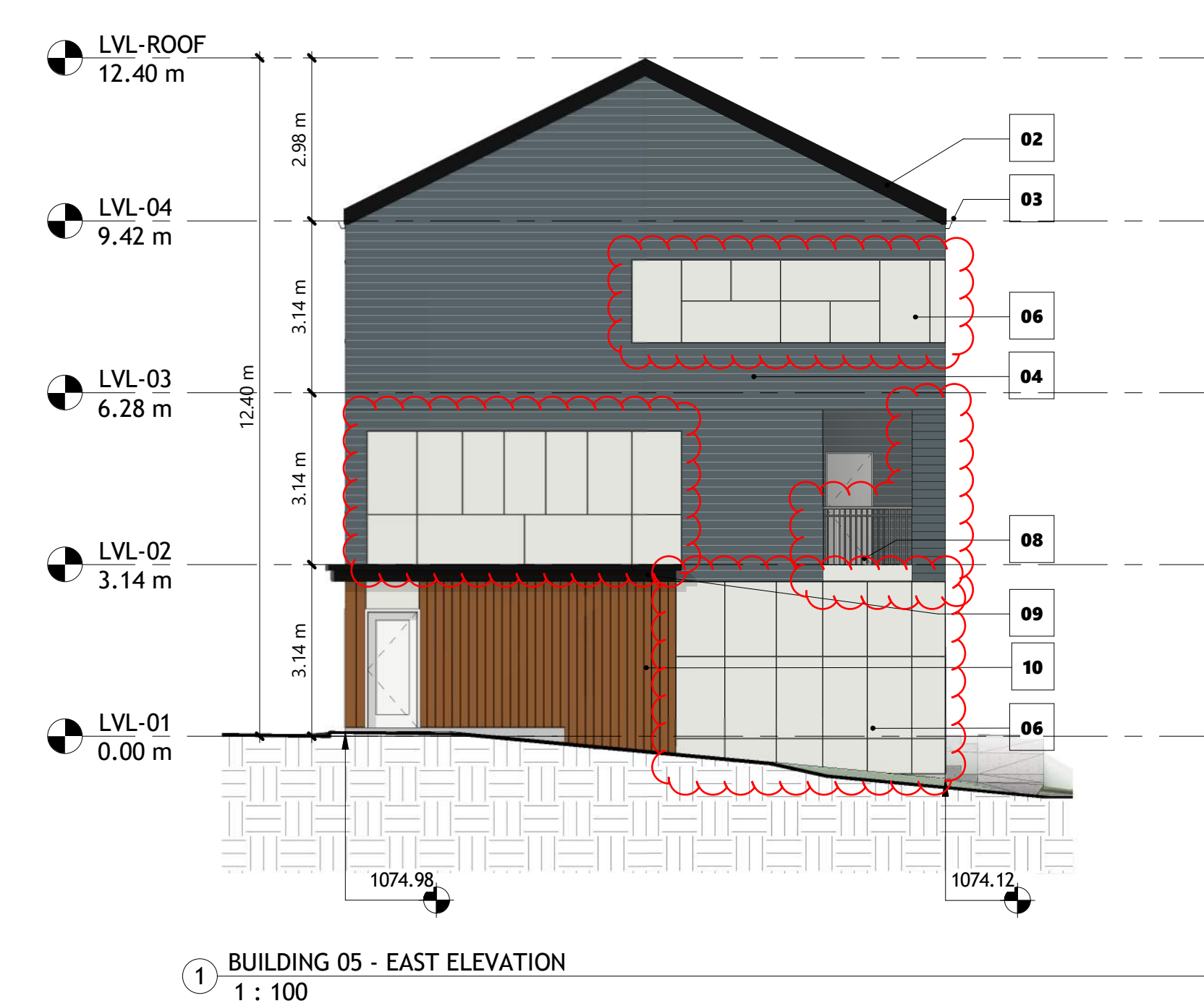
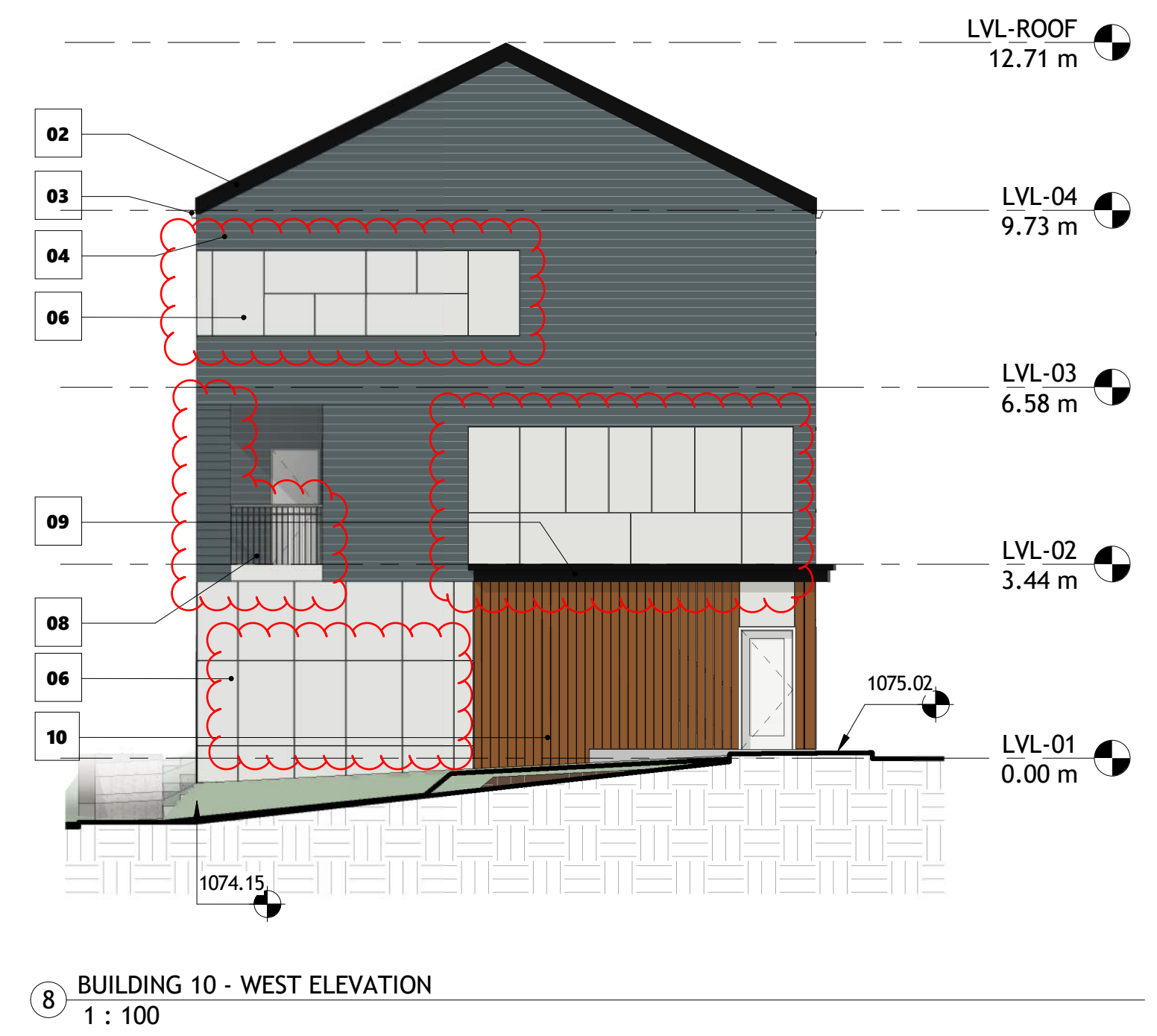
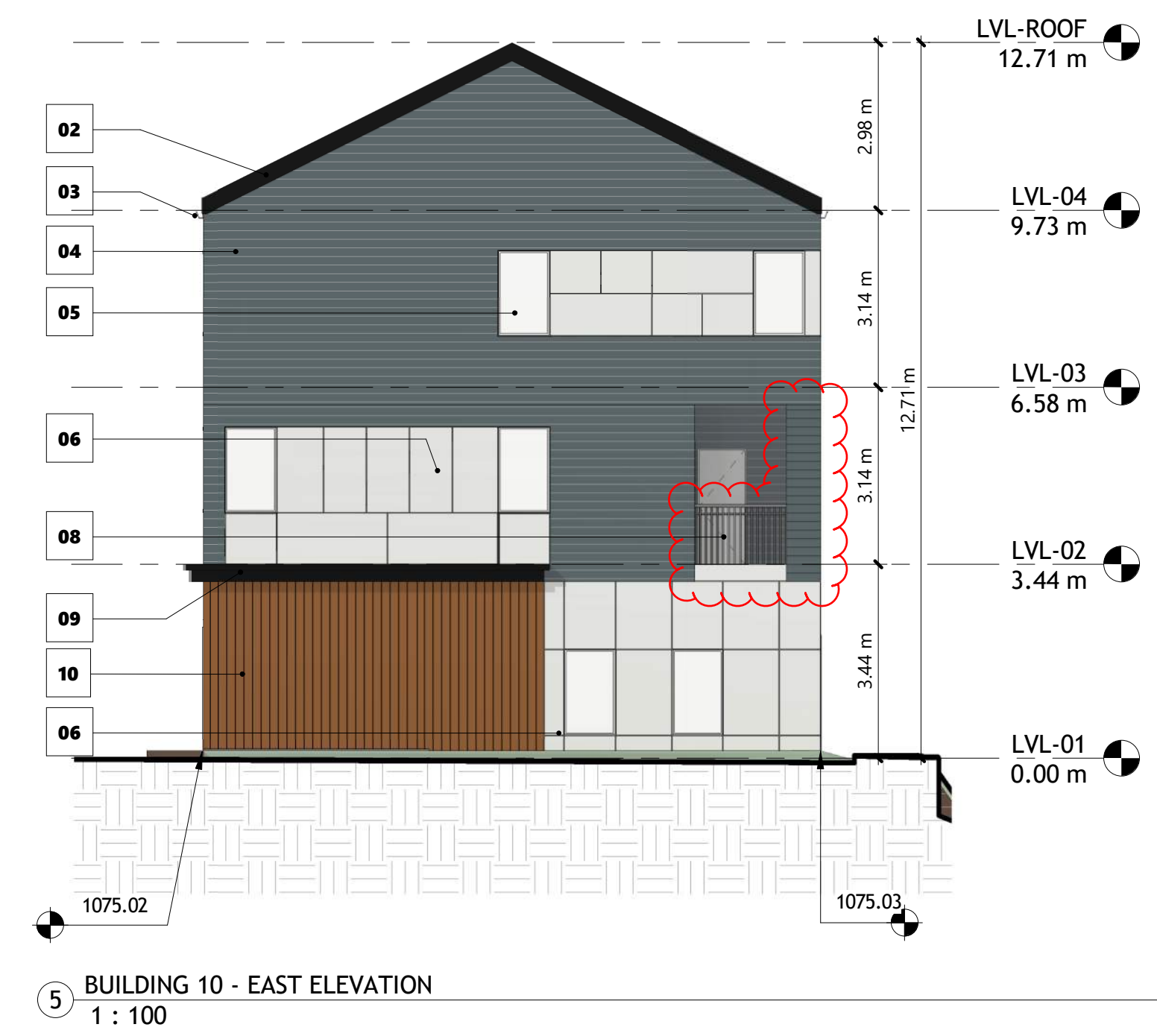
Project No.
PACT25-03

Drawing No.

DP40-S3.3



- 01 IKO CHARCOAL GRAY SHINGLE ROOF
- 02 BLACK METAL FACIA
- 03 BLACK PAINTED ALUMINUM GUTTER
- 04 HARDIE HORIZONTAL SIDING - 4" EXPOSURE - EVENING BLUE
- 05 WHITE PVC FRAME WINDOWS
- 06 HARDIE FIBRE CEMENT BOARD - ARCTIC WHITE
- 07 NOT IN USE
- 08 METAL GUARDRAIL - BLACK
- 09 METAL CORNICE - BLACK
- 10 ACCENT - WOODTONE - SUMMERWHEAT
- 11 GARAGE DOOR - PANEL - WHITE



DATE	ISSUED FOR	REV
2025-11-17	DR01 Response	1



This drawing has been prepared solely for the use of ALPHABUILT and there are no representations of any kind made by

This drawing shall not be used for construction purposes until the seal appearing hereon is signed and dated by the Architect or Engineer

Project Component

Key Plan

Seal(s)

Consultants
 Survey:
 Civil:
 Architecture:
 Structural:
 Mechanical:
 Electrical:
 Interiors:
 Landscape:

Checked
 Checker

Drawn
 Author

Client
ALPHABUILT

Project
MIDFIELD SITE 03

216 CIRRUS CI NE
 Calgary AB, Canada.

Drawing Title
BUILDING ELEVATIONS 04

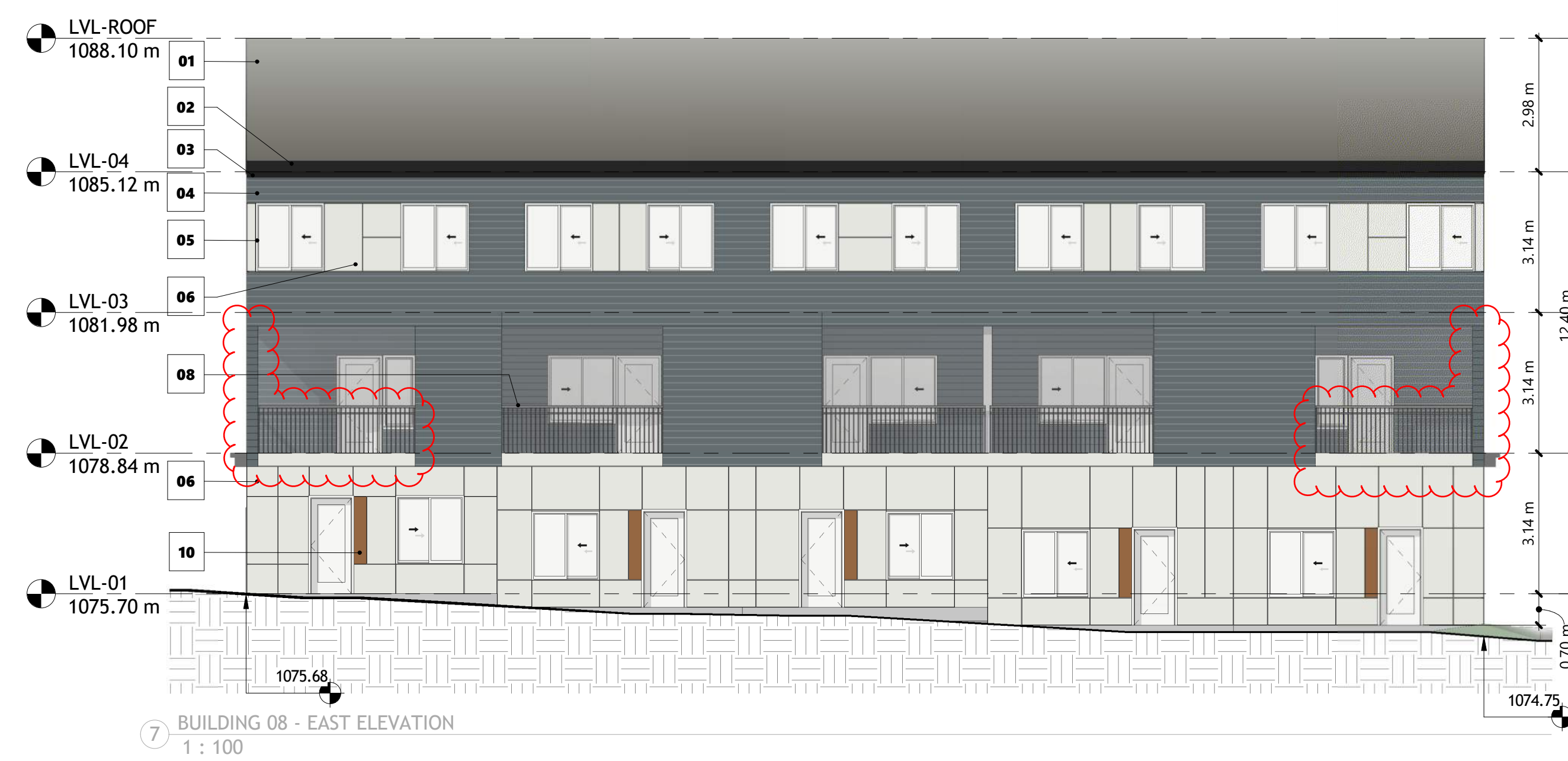
Scale
 As indicated

Project No.
 PACT25-03

Drawing No.

DP40-S3.4

11/19/2025 12:34:48 PM

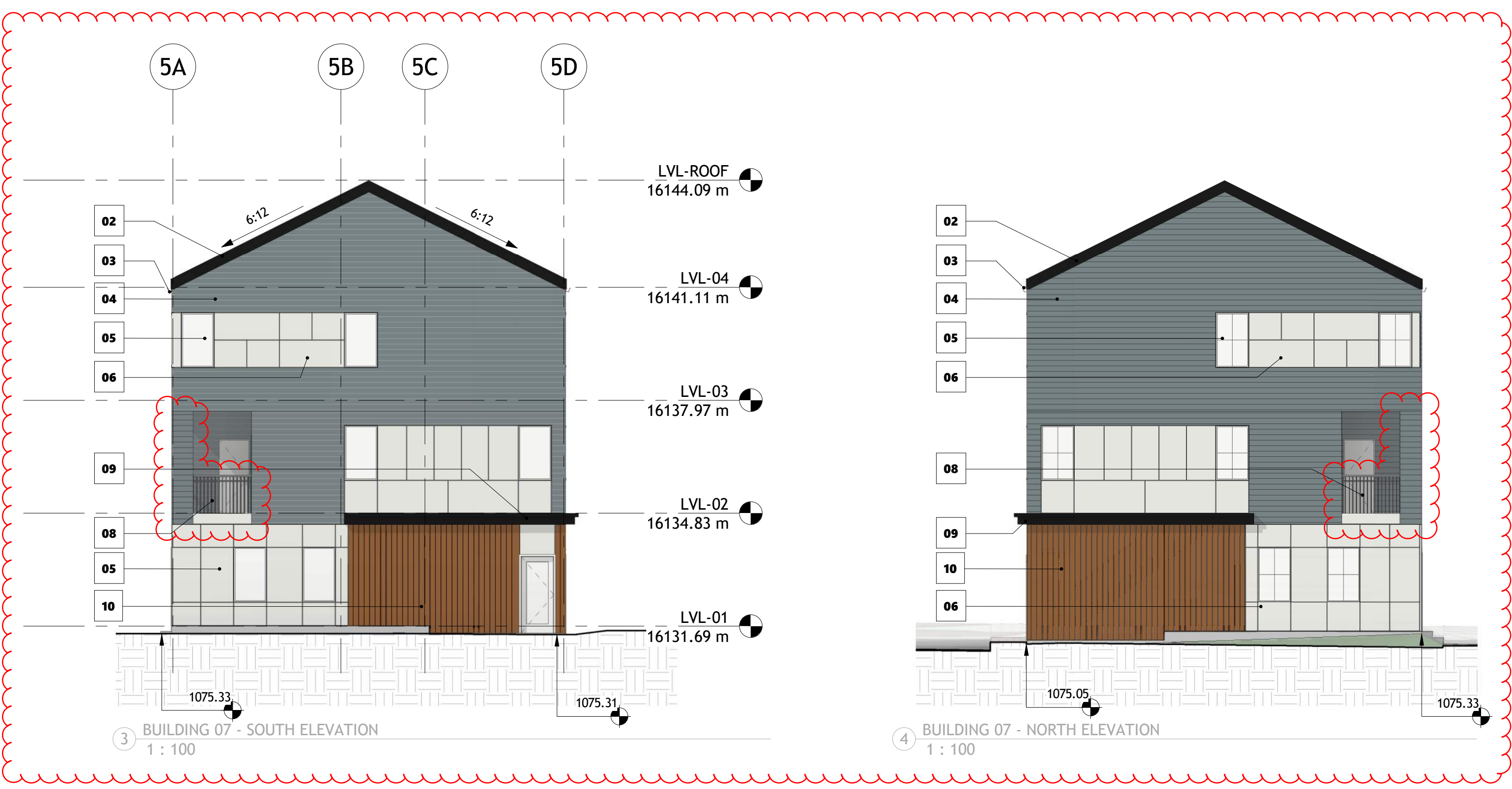


7 BUILDING 08 - EAST ELEVATION
1 : 100



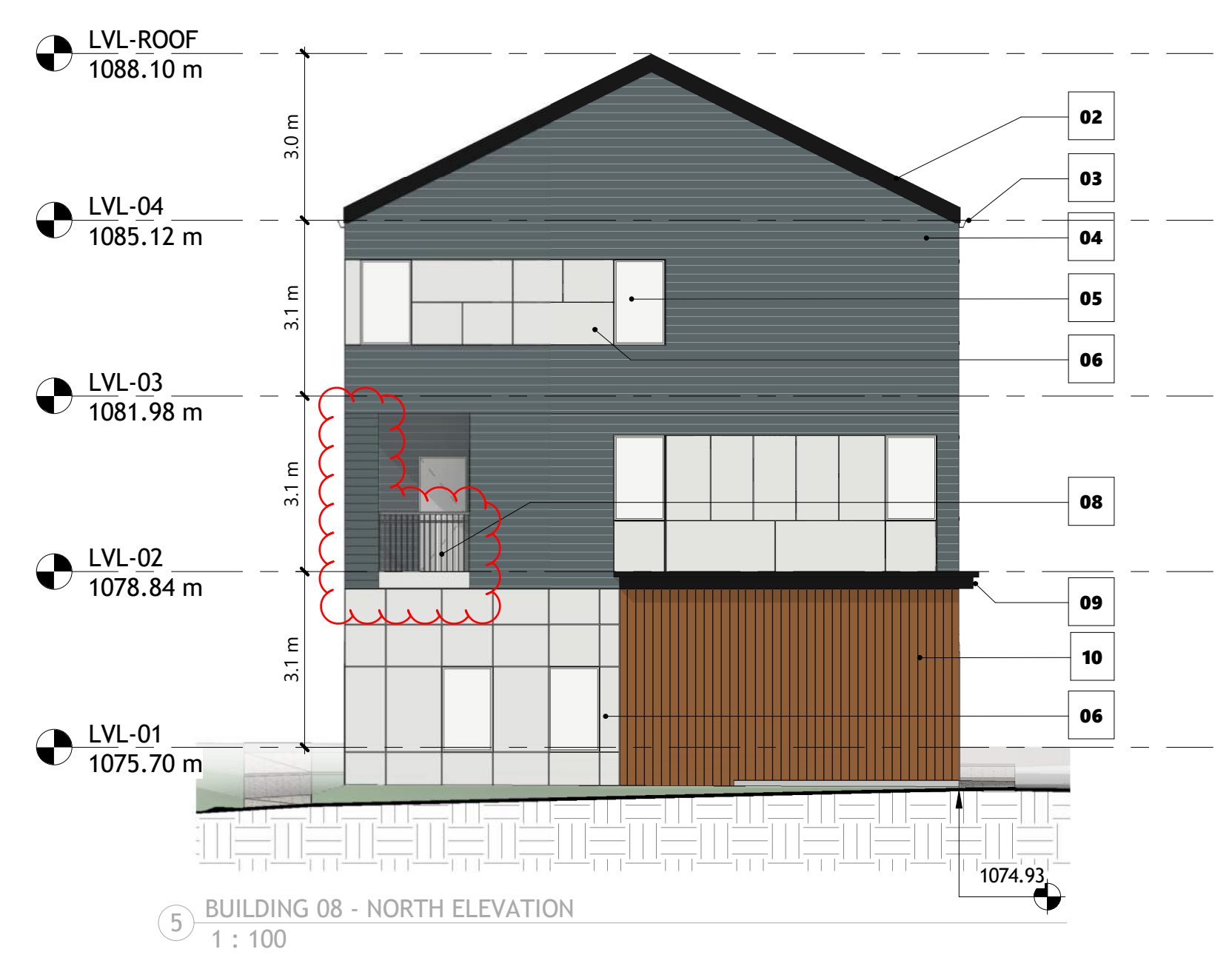
8 BUILDING 08 - WEST ELEVATION
1 : 100

- 01 IKO CHARCOAL GRAY SHINGLE ROOF
- 02 BLACK METAL FACIA
- 03 BLACK PAINTED ALUMINUM GUTTER
- 04 HARDIE HORIZONTAL SIDING - 4" EXPOSURE - EVENING BLUE
- 05 WHITE PVC FRAME WINDOWS
- 06 HARDIE FIBRE CEMENT BOARD - ARCTIC WHITE
- 07 NOT IN USE
- 08 METAL GUARDRAIL - BLACK
- 09 METAL CORNICE - BLACK
- 10 ACCENT - WOODTONE - SUMMERWHEAT
- 11 GARAGE DOOR - PANEL - WHITE

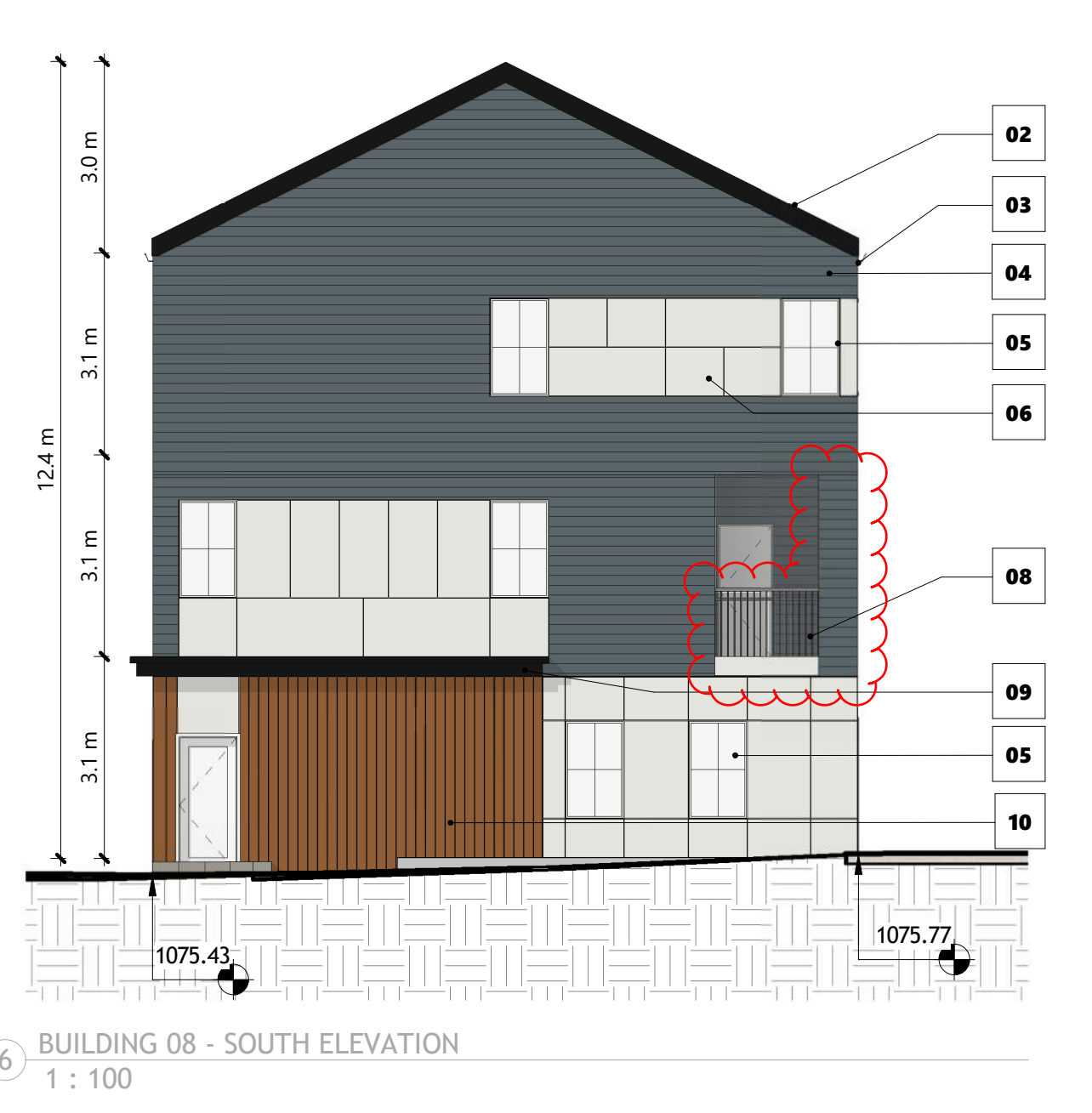


3 BUILDING 07 - SOUTH ELEVATION
1 : 100

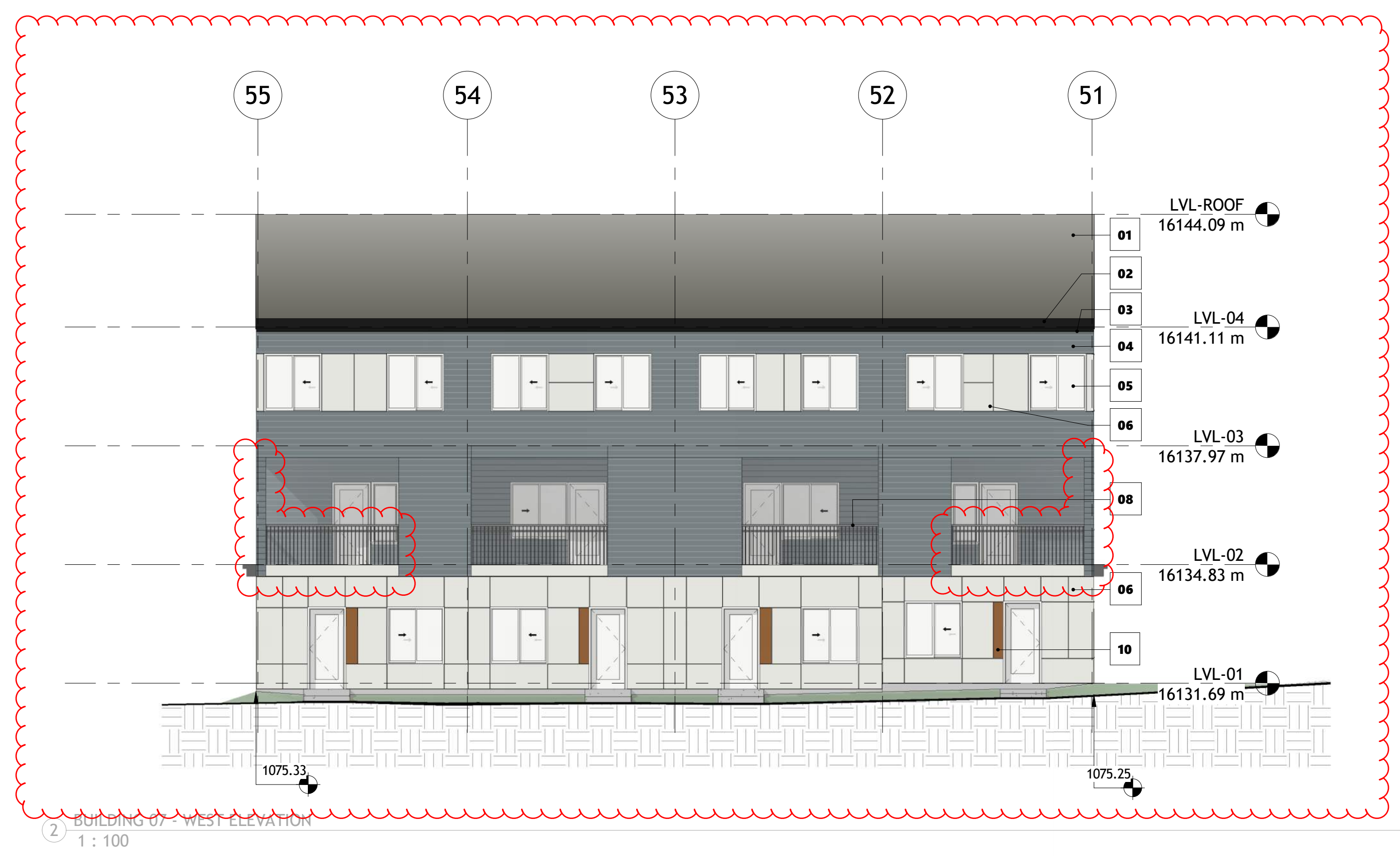
4 BUILDING 07 - NORTH ELEVATION
1 : 100



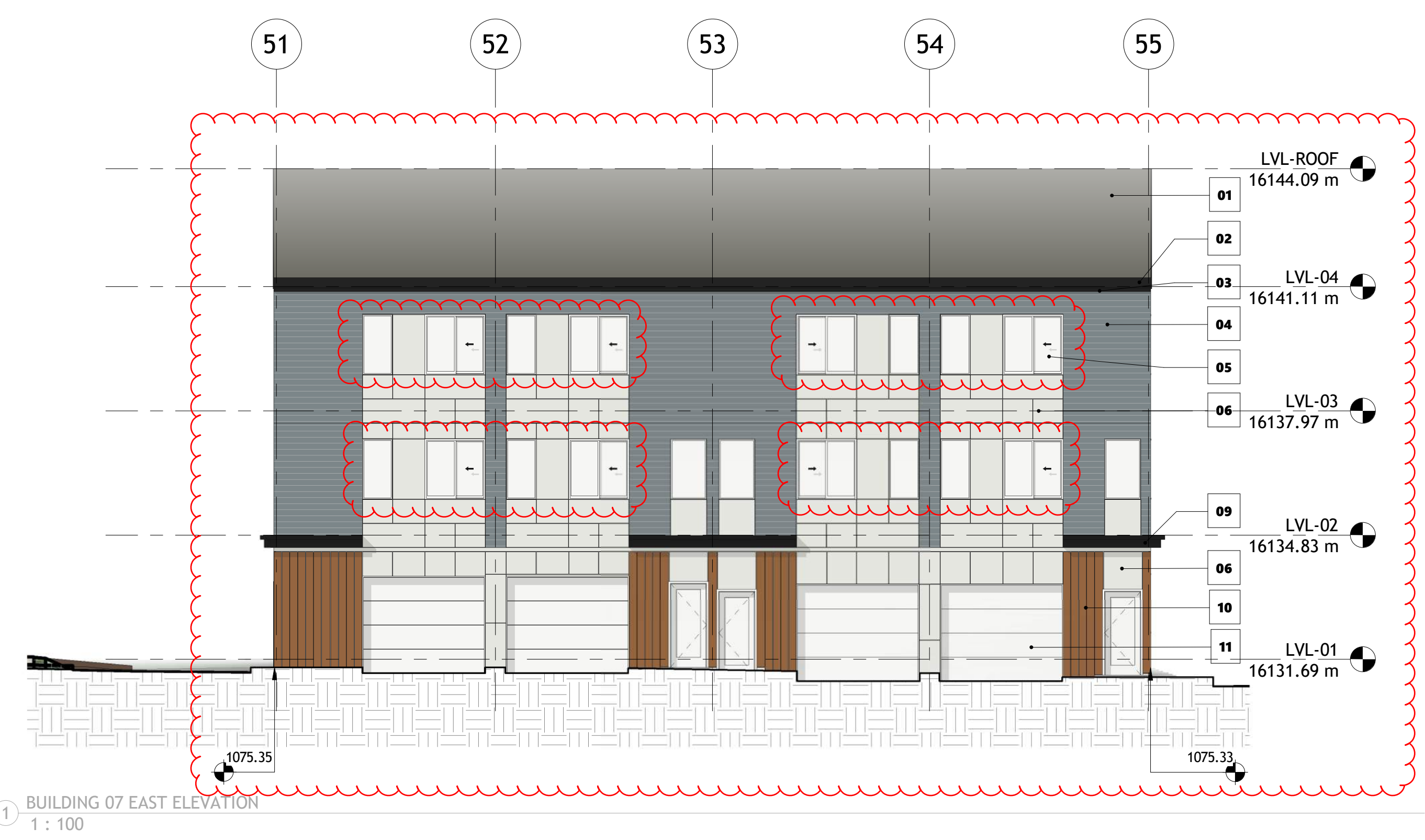
5 BUILDING 08 - NORTH ELEVATION
1 : 100



6 BUILDING 08 - SOUTH ELEVATION
1 : 100



2 BUILDING 07 - WEST ELEVATION
1 : 100



1 BUILDING 07 EAST ELEVATION
1 : 100

DATE	ISSUED FOR	REV
2025-11-17	DR01 Response	1



This drawing has been prepared solely for the use of ALPHABUILT and there are no representations of any kind made by

This drawing shall not be used for construction purposes until the seal appearing hereon is signed and dated by the Architect or Engineer

Project Component

Key Plan

Seal(s)

Consultants

Survey:
Civil:
Architecture:
Structural:
Mechanical:
Electrical:
Interiors:
Landscape:

Checked
Checker

Drawn
Author

Client
ALPHABUILT

Project
MIDFIELD SITE 03

216 CIRRUS CI NE
Calgary AB, Canada.

Drawing Title
BUILDING ELEVATIONS 05

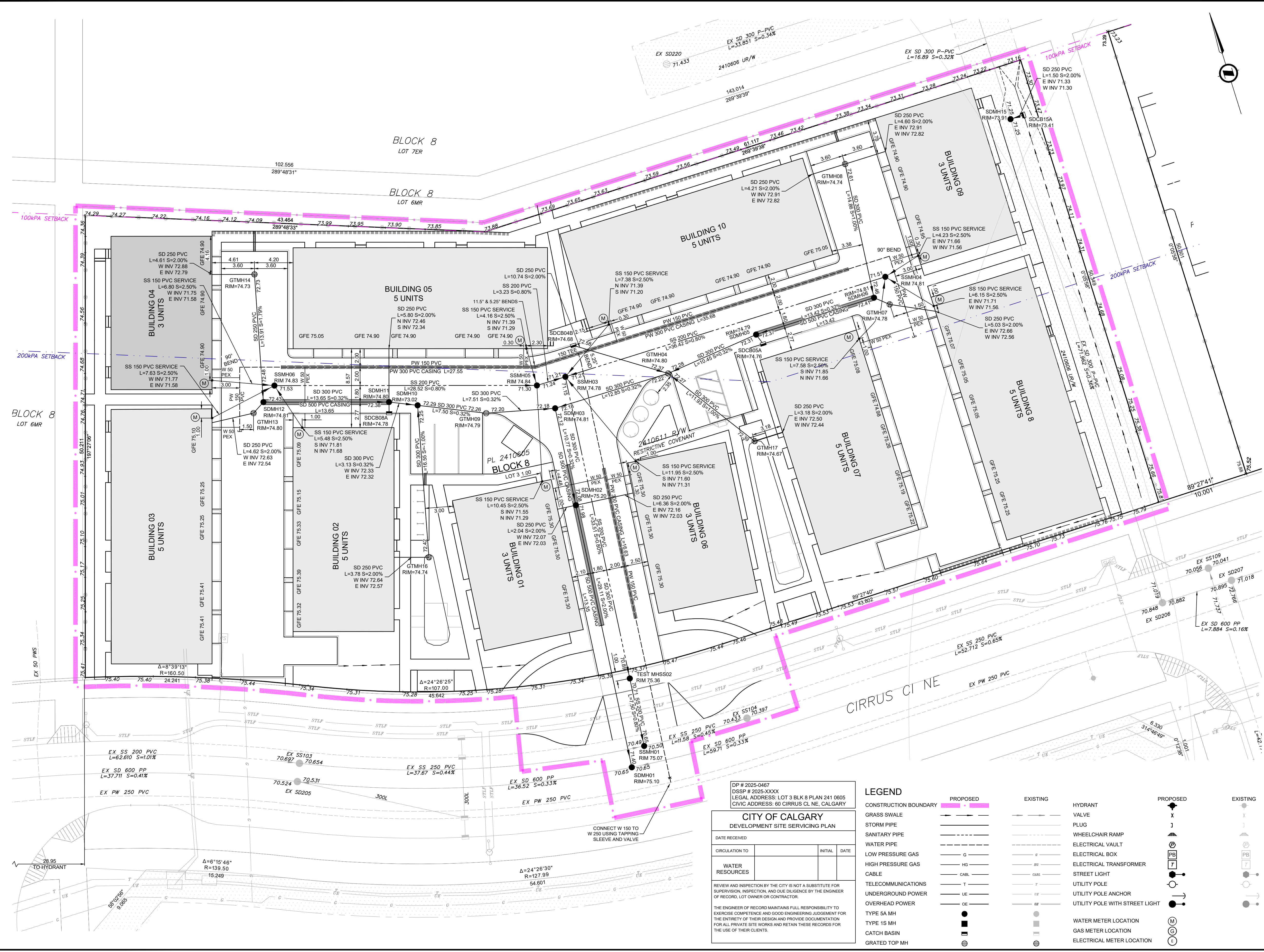
Scale
As indicated

Project No.
PACT25-03

Drawing No.

DP40-S3.5

FILE: O:\3025009 MIDFIELD SITES 3_4 - ALPHA\BUILDING ENGINEERING-SITE\DRAWING SET\3025009-SITES_SERVICING.DWG | DATE: November 20, 2025 5:47:39 PM



NOTES

1. THE CONTRACTOR SHALL BE RESPONSIBLE AND VERIFY ALL DIMENSIONS. DO NOT SCALE THE DRAWING. ANY ERRORS AND/OR OMISSIONS TO BE REPORTED TO INVISTEC CONSULTING LTD. AS SOON AS POSSIBLE.
2. LOCATE ALL UTILITIES PRIOR TO CONSTRUCTION. LOCATION OF UTILITIES SHOWN ON THE DRAWING IS APPROXIMATE. EXACT LOCATION TO BE DETERMINED BY CONSULTING THE OWNER OF THE UTILITY CONCERNED. THE CONTRACTOR SHALL PROVE THE LOCATION OF UTILITIES AND BE RESPONSIBLE FOR THEIR PROTECTION FROM DAMAGE.
3. ALL CB, GTMH, AND MH FRAMES & COVERS SHALL CONFORM TO THE LATEST EDITION OF THE CITY OF CALGARY STANDARD SPECIFICATIONS SEWER CONSTRUCTION MANUAL.
4. ALL CB & GTMH LEADS TO BE 250mm DIAMETER (UNLESS OTHERWISE NOTED) AND IN ACCORDANCE WITH CSA A257.1 (USE CSA A257.2 FOR 300MM OR LARGER DIAMETER), CLASS 3 SULPHATE RESISTANT, RUBBER GASKET OR PVC (PSM TYPE) TO CSA B182.2 WITH LOCKED-IN ELASTOMERIC RING GASKET AND INTEGRAL BELL SYSTEM JOINT. MINIMUM WALL THICKNESS AS REQUIRED FOR SDR 35. COMPACTION: 0-15m DEPTH BELOW EXISTING GROUND SURFACE OR SUBGRADE ELEVATION, WHICHEVER IS LOWER, 98% OF A STANDARD PROCTOR (SEE SECTION 0218, TRENCH AND BACKFILL), REMAINDER TO 97% OF ONE MOULD COMPACTION OR 95% OF A STANDARD PROCTOR.
5. ALL MH SHALL BE TYPE 5A 1200mm DIAMETER UNLESS OTHERWISE INDICATED.
6. ALL DIMENSIONS ARE IN METERS UNLESS OTHERWISE SPECIFIED.
7. THE IN TO EXISTING TO THE SATISFACTION OF THE CITY OF CALGARY.
8. ALL MATERIALS AND CONSTRUCTION TO BE AS PER THE CITY OF CALGARY ENGINEERING STANDARDS.
9. THE OWNER/DEVELOPER MUST CONFORM TO THE REQUIREMENTS OF THE CITY OF CALGARY STANDARD SPECIFICATIONS EROSION AND SEDIMENT CONTROL MANUAL.
10. EXISTING ELEVATIONS AT MATCH POINTS AS SHOWN ON THIS DRAWING ARE TO BE CONFIRMED BY THE CONTRACTOR 72 HOURS PRIOR TO MOBILIZATION OF FORCES. LOST TIME AND/OR ANY ADDITIONAL WORKS DUE TO FAILURE OF THE CONTRACTOR TO CONFIRM EXISTING ELEVATIONS AND NOTIFY ENGINEER OF POSSIBLE CONFLICT 72 HOURS PRIOR TO MOBILIZATION WILL BE AT THE EXPENSE OF THE CONTRACTOR.
11. DEVELOPMENT AREA=0.56Ha.



NAD 83 COORDINATES

2	DTR1 RESPONSE	2025-11-17	DH	EB
1	ISSUED FOR DEVELOPMENT PERMIT	2025-08-08	DH	EB
NO.	DESCRIPTION	DATE (YYYY-MM-DD)	BY	APPD

PERMIT _____ SEAL _____

**PRELIMINARY
SUBJECT TO REVISION**

DESIGNED	DM	DATE	(YYYY-MM-DD)	2025-07-29
DRAWN	DM	DATE	(YYYY-MM-DD)	2025-07-29
CHECKED	DH	DATE	(YYYY-MM-DD)	2025-07-29

SCALE 1:200

Invistec Consulting Ltd.
300, 404 Avenue, SW
Calgary Alberta, T2P 0R9
587-588-8256
www.invistec.ca

PROJECT
ALPHA BUILT LTD.
MIDFIELD HEIGHTS SITE 03
SEC: 26 - TWP: 24 - RGE: 1 - W 5th M

SHEET TITLE
SERVICING PLAN

FILE NO. 3025009-Site3_Servicing.dwg	ENG DWG NO. 3025009	
SHEET ID. C101	SHEET NO. 1	
DRAWN BY	DATE (YYYY-MM-DD)	PROFILE NO.

DP # 2025-0467
DSSP # 2025-XXXX
LEGAL ADDRESS: LOT 3 BLK 8 PLAN 241 0605
CIVIC ADDRESS: 60 CIRRUS CL NE, CALGARY

CITY OF CALGARY
DEVELOPMENT SITE SERVICING PLAN

DATE RECEIVED	INITIAL	DATE
CIRCULATION TO		
WATER RESOURCES		

REVIEW AND INSPECTION BY THE CITY IS NOT A SUBSTITUTE FOR SUPERVISION, INSPECTION, AND DUE DILIGENCE BY THE ENGINEER OF RECORD, LOT OWNER OR CONTRACTOR.

THE ENGINEER OF RECORD MAINTAINS FULL RESPONSIBILITY FOR THE ENTIRETY OF THEIR DESIGN AND PROVIDE DOCUMENTATION FOR ALL PRIVATE SITE WORKS AND RETAIN THESE RECORDS FOR THE USE OF THEIR CLIENTS.

LEGEND

CONSTRUCTION BOUNDARY	PROPOSED	EXISTING	HYDRANT	PROPOSED	EXISTING
GRASS SWALE			VALVE		
STORM PIPE			PLUG		
SANITARY PIPE			WHEELCHAIR RAMP		
WATER PIPE			ELECTRICAL VAULT		
LOW PRESSURE GAS			ELECTRICAL BOX		
HIGH PRESSURE GAS			ELECTRICAL TRANSFORMER		
CABLE			STREET LIGHT		
TELECOMMUNICATIONS			UTILITY POLE		
UNDERGROUND POWER			UTILITY POLE ANCHOR		
OVERHEAD POWER			UTILITY POLE WITH STREET LIGHT		
TYPE 5A MH			WATER METER LOCATION		
TYPE 1S MH			GAS METER LOCATION		
CATCH BASIN			ELECTRICAL METER LOCATION		
GRATED TOP MH					

FILE: O:\3025009 MIDFIELD SITES 3_4 - ALPHA BUILT ENGINEERING - SITES DRAWING SET\3025009-SITE3 GRADING.DWG | DATE: November 20, 2025 5:48:40 PM



NOTES

1. THE CONTRACTOR SHALL BE RESPONSIBLE AND VERIFY ALL DIMENSIONS. **DO NOT SCALE** THE DRAWING. ANY ERRORS AND/OR OMISSIONS TO BE REPORTED TO INVISTEC CONSULTING LTD. AS SOON AS POSSIBLE.
2. LOCATE ALL UTILITIES PRIOR TO CONSTRUCTION. LOCATION OF UTILITIES SHOWN ON THE DRAWING IS APPROXIMATE. EXACT LOCATION TO BE DETERMINED BY CONSULTING THE OWNER OF THE UTILITY CONCERNED. THE CONTRACTOR SHALL PROVE THE LOCATION OF UTILITIES AND BE RESPONSIBLE FOR THEIR PROTECTION FROM DAMAGE.
3. ALL DIMENSIONS ARE IN METERS UNLESS OTHERWISE SPECIFIED. ALL DIMENSIONS ARE TO FACE OF CURB / EDGE OF PAVEMENT UNLESS OTHERWISE SPECIFIED. DIMENSIONS SHOWN ARE FINISHED SURFACE PAVEMENT WIDTHS.
4. ALL COORDINATES ARE TO FACE OF CURB / EDGE OF PAVEMENT UNLESS OTHERWISE SPECIFIED. ALL COORDINATES ARE IN CANADIAN 83 COORDINATE SYSTEM.
5. ELEVATION PREFIX 1000.
6. ELEVATIONS ARE TO GEODETIC DATUM ASCM 246157.
7. ROOF LEADERS TO DISCHARGE ONTO LANDSCAPING WHEREVER POSSIBLE.
8. ALL CS, GTHH, AND MH FRAMES & COVERS SHALL CONFORM TO THE LATEST EDITION OF THE CITY OF CALGARY STANDARD SPECIFICATIONS SEWER CONSTRUCTION MANUAL.
9. SAW-CUT AREAS OF BASE REMOVAL / CURB REPLACEMENT AS SPECIFIED.
10. FINAL LIMITS OF REMOVAL, CURB REPLACEMENT, AND GRINDING AT MATCH LOCATIONS TO BE DETERMINED IN FIELD.
11. TIE IN TO EXISTING TO THE SATISFACTION OF THE CITY OF CALGARY.
12. ALL MATERIALS AND CONSTRUCTION TO BE AS PER THE CITY OF CALGARY ENGINEERING STANDARDS.
13. ALL CURB ARE 150mm BARRIER CURB UNLESS OTHERWISE SPECIFIED.
14. DEVELOPMENT AREA=0.56Ha.



NAD 83
COORDINATES

2	DTR1 RESPONSE	2025-11-17	DH	EB
1	ISSUED FOR DEVELOPMENT PERMIT	2025-08-08	DH	EB
NO.	DESCRIPTION	DATE	BY	APPD

PERMIT _____ SEAL _____

**PRELIMINARY
SUBJECT TO REVISION**

DESIGNED	BY	DATE
	DM	2025-07-29
DRAWN	BY	DATE
	DM	2025-07-29
CHECKED	BY	DATE
	DH	2025-07-29

SCALE: 1:200

Invistec Consulting Ltd.
300, 404 Avenue, SW
Calgary Alberta, T2P 0R9
587-588-8256
www.invistec.ca

PROJECT
ALPHA BUILT LTD.
MIDFIELD HEIGHTS SITE 03
SEC. 26 - TWP. 24 - RGE. 1 - W. 5th M

SHEET TITLE
GRADING PLAN

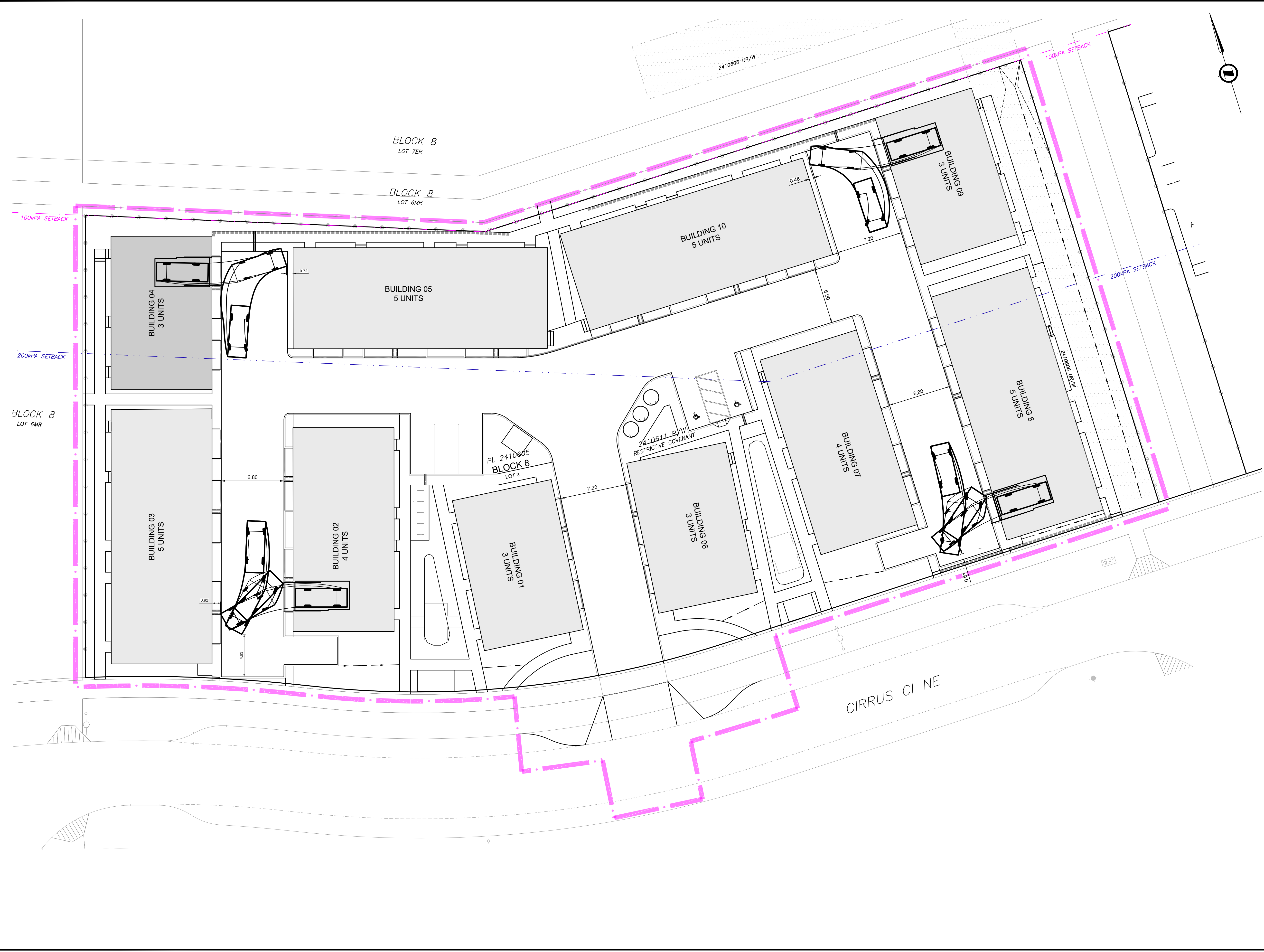
FILE NO. 3025009-Site3_Grading.dwg	ENG DWG NO. 3025009
SHEET ID. C200	SHEET NO. 2
DRAWN	BY _____ DATE _____ PROFILE NO. _____

LEGEND

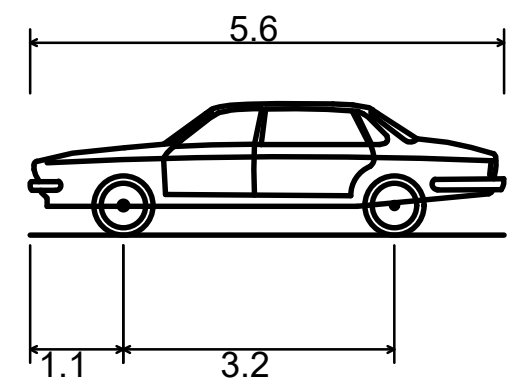
CONSTRUCTION BOUNDARY	
PROPERTY LINE	
CURB	
CURB CUT	
CURB WALL	
EDGE OF GRAVEL	
RETAINING WALL	
CHAINLINK FENCE	
POST AND CABLE FENCE	
WOOD FENCE	
CONCRETE SWALE	
WHEELCHAIR RAMP	
CATCH BASIN	
GRATED TOP MH	
EXISTING GROUND CONTOUR	
PROPOSED ELEVATION	95.00
PROPOSED ELEVATION (TOP OF CURB)	95.00TC
PROPOSED TOP OF WALL ELEVATION	95.00TW
PROPOSED BOTTOM OF WALL ELEVATION	95.00BW
EXISTING ELEVATION	94.90

ESC NOTE
THE OWNER/DEVELOPER MUST CONFORM TO THE REQUIREMENTS OF THE CITY OF CALGARY EROSION AND SEDIMENTATION CONTROL GUIDELINES AND FIELD MANUAL

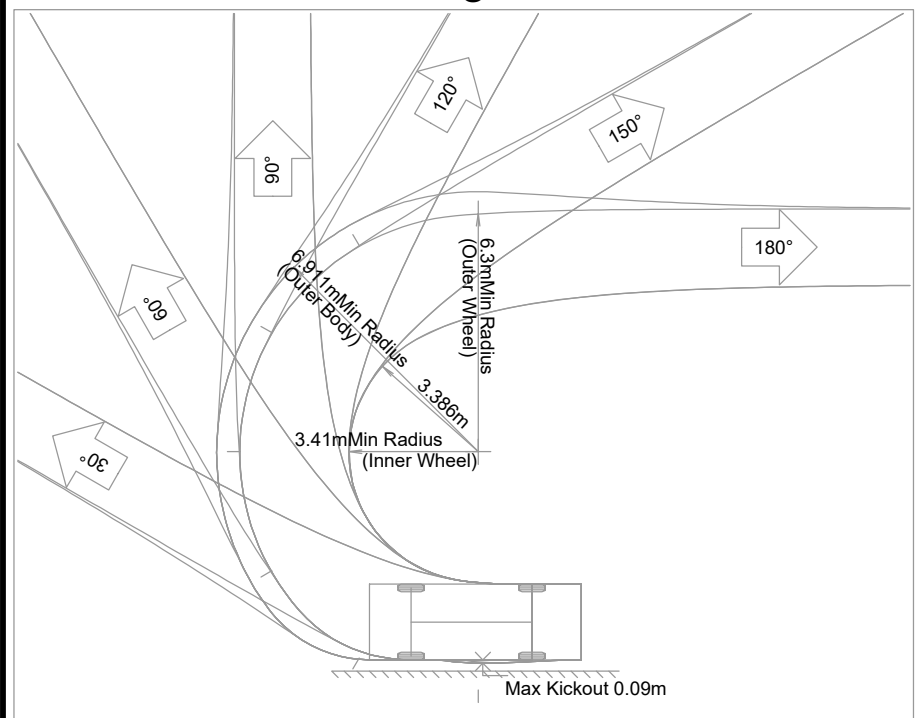
FILE: 0:3025009 MIDFIELD SITES 3_4 - ALPHA BUILT ENGINEERING - SITE DRAWING - SET3\25009-SITES3_VEHICLE_TURNING.DWG | DATE: November 20, 2025 5:53:33 PM



NOTES



- P - Passenger Car
- Overall Length 5.600m
- Overall Width 2.000m
- Overall Body Height 1.555m
- Min Body Ground Clearance 0.340m
- Track Width 2.000m
- Lock-to-lock time 4.00s
- Curb to Curb Turning Radius 6.300m



Vehicle Tracking V25.00.2775(20240226) (c) Autodesk, Inc. www.Autodesk.com
 Notes: Turn(s) based upon a design speed of 5.00km/h. Title: P - Passenger Car

1	DTR1 RESPONSE	2025-11-17	DH	EB
NO.	DESCRIPTION	DATE (YYYY-MM-DD)	BY	APPD.

PERMIT _____ SEAL _____

**PRELIMINARY
SUBJECT TO REVISION**

DESIGNED	BY	DATE (YYYY-MM-DD)
DRAWN		
CHECKED		
SCALE	0 4 8 m 1:200	



 Invistec Consulting Ltd.
 300, 404 6 Avenue, SW
 Calgary Alberta, T2P 0R9
 587-588-8256
 www.invistec.ca

PROJECT
ALPHA BUILT LTD.
MIDFIELD HEIGHTS SITE 03
 SEC: 26 - TWP: 24 - RGE: 1 - W 5th M

SHEET TITLE
VEHICLE TURNING PLAN

FILE NO.	ENG DWG NO.	
25009-Site3_Vehicle_Turning.dwg	3025-009	
SHEET ID.	SHEET NO.	
C600		
BY	DATE (YYYY-MM-DD)	PROFILE NO.